



East Carolina University

7.17.14

Sponsored Programs
Greenville Centre,
Rm 2906
Mail Stop 165
2200 S. Charles Blvd.
Greenville, NC 27858-4353

MEMORANDUM

TO: Dr. Michael Van Scott, Associate Vice-Chancellor, Division of Research & Graduate Studies

From: Office of Sponsored Programs

Subject: Annual Report for July 1, 2013 through June 30, 2014

Office 252-328-9540
Fax 252-328-4363
www.ecu.edu/osp

Summarized Report of ECU's Sponsored Programs Activity

| AWARDS | | | | | | |
|---------------|-----------------|------------------------|-----------------|------------------------|-----------------|------------------------|
| | FY 2014 | | FY 2013 | | FY 2012 | |
| | Awards # | Awarded \$ | Awards # | Awarded \$ | Awards # | Awarded \$ |
| 1st Quarter | 117 | \$11,215,451.62 | 94 | \$8,837,175.55 | 144 | \$12,549,790.15 |
| 2nd Quarter | 113 | \$10,750,004.80 | 78 | \$6,082,667.66 | 102 | \$6,622,219.82 |
| 3rd Quarter | 86 | \$6,666,617.20 | 97 | \$9,332,086.70 | 108 | \$11,584,646.96 |
| 4th Quarter | 114 | \$14,391,710.90 | 120 | \$11,538,151.37 | 112 | \$14,291,282.94 |
| YTD | 430 | \$43,023,784.52 | 389 | \$35,790,081.28 | 466 | \$45,047,939.87 |

| ARRA FUNDS | | | | | | |
|-------------------|-----------------|--------------------|-----------------|--------------------|-----------------|-------------------|
| | FY 2014 | | FY 2013 | | FY 2012 | |
| | Awards # | Awarded \$ | Awards # | Awarded \$ | Awards # | Awarded \$ |
| 1st Quarter | 1 | \$99,552.00 | 1 | \$16,330.00 | N/A | N/A |
| 2nd Quarter | N/A | N/A | N/A | N/A | N/A | N/A |
| 3rd Quarter | N/A | N/A | 1 | \$11,760.00 | N/A | N/A |
| 4th Quarter | N/A | N/A | N/A | N/A | N/A | N/A |
| YTD | 1 | \$99,552.00 | 2 | \$28,090.00 | 0 | \$0.00 |

| PROPOSALS | | | | | | |
|------------------|----------------|--|----------------|--|----------------|--|
| | FY 2014 | | FY 2013 | | FY 2012 | |
| 1st Quarter | 178 | | 137 | | 220 | |
| 2nd Quarter | 156 | | 159 | | 158 | |
| 3rd Quarter | 184 | | 187 | | 226 | |
| 4th Quarter | 189 | | 163 | | 168 | |
| YTD | 707 | | 646 | | 772 | |

*Q2 2014 has been updated due to erroneous reporting of A12-0150-008, A14-0075-002, A13-0084-002, see notes in RAMSeS

*Q3 2014 has been updated due to erroneous reporting of A13-0120-001, A13-0029-003 and A10-0106-009, see notes in RAMSeS

*Q4 2014 has been updated due to erroneous reporting of A12-0027-003, see notes in RAMSeS

Division of Research and Graduate Studies <http://www.ecu.edu/rgs/>

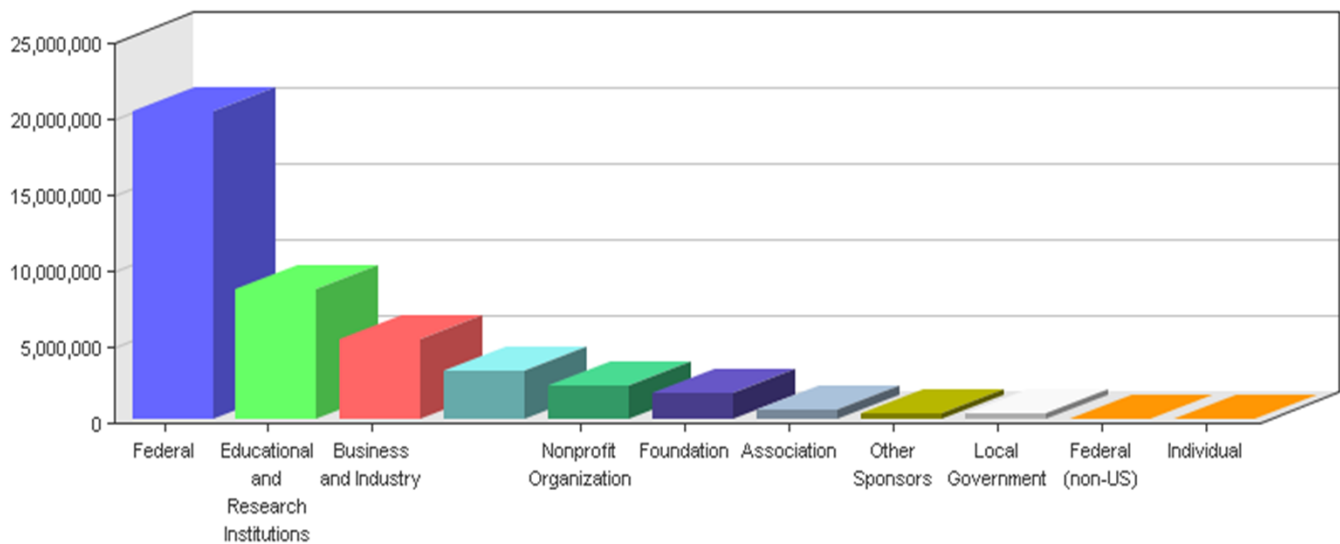
Greenville Centre Suite 1500, 2200 S Charles Blvd • Greenville, NC 27858-4353 Fax 252-328-2769

East Carolina University is a constituent institution of the University of North Carolina. An Equal Opportunity/Affirmative action Employer.

Award Comparisons (By Sponsor Type) Official Report Date (7/01/13-6/30/14)

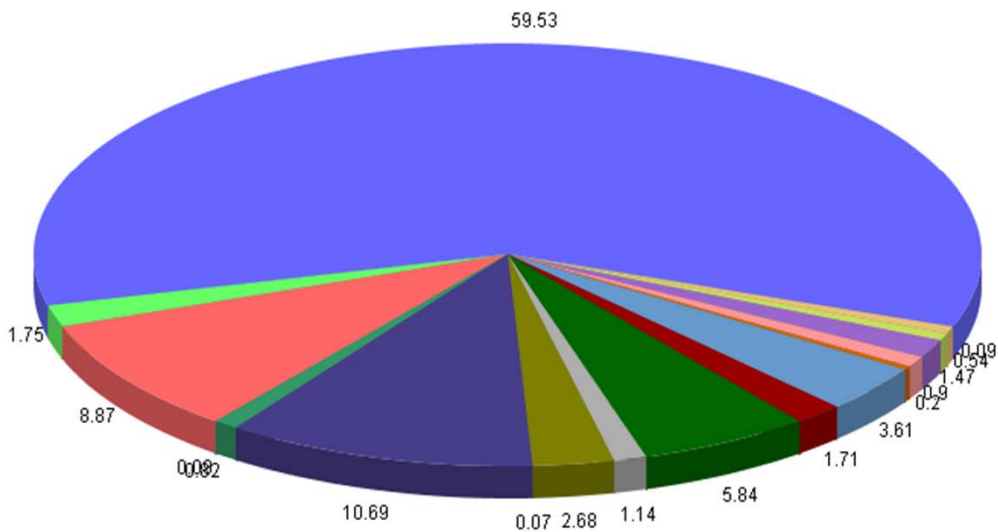
Schools: Brody School of Medicine, College of Allied Health Sciences, College of Arts & Sciences, College of Business, College of Dental Medicine, College of Education, College of Fine Arts & Communications, College of Health & Human Performance, College of Human Ecology, College of Nursing, College of Technology & Computer Science, Division of Finance and Administration, Division of Research & Graduate Studies, Division of University Advancement, East Carolina Heart Institute, Joyner Library, Laupus Library, Office of the Athletic Director, Office of the Chancellor, Office of the Provost, Office of the Vice Chancellor for Health Sciences, Student Affairs

| Type | Amount | % |
|---------------------------------------|------------------------|-------------|
| Federal | \$20,245,451.73 | 47.06% |
| Educational and Research Institutions | \$8,618,141.12 | 20.03% |
| Business and Industry | \$5,344,269.80 | 12.42% |
| State Government (NC) | \$3,219,052.54 | 7.48% |
| Nonprofit Organization | \$2,288,262.57 | 5.32% |
| Foundation | \$1,729,316.00 | 4.02% |
| Association | \$713,741.00 | 1.66% |
| Other Sponsors | \$425,600.00 | 0.99% |
| Local Government | \$394,622.76 | 0.92% |
| Federal (non-US) | \$40,000.00 | 0.09% |
| Individual | \$5,327.00 | 0.01% |
| Total | \$43,023,784.52 | 100% |



Awards By Fiscal Year (Schools) Official Report Date (7/01/13-6/30/14)

| School | Amount | % of Total |
|---|------------------------|-------------|
| Brody School of Medicine | \$25,612,331.82 | 59.53% |
| College of Allied Health Sciences | \$754,934.00 | 1.75% |
| College of Arts & Sciences | \$3,814,838.01 | 8.87% |
| College of Business | \$39,378.00 | 0.09% |
| College of Dental Medicine | \$352,000.00 | 0.82% |
| College of Education | \$4,601,181.20 | 10.69% |
| College of Fine Arts & Communications | \$29,167.00 | 0.07% |
| College of Health & Human Performance | \$1,151,809.24 | 2.68% |
| College of Human Ecology | \$490,074.80 | 1.14% |
| College of Nursing | \$2,512,318.00 | 5.84% |
| College of Technology & Computer Science | \$736,526.00 | 1.71% |
| Division of Research & Graduate Studies | \$1,554,101.00 | 3.61% |
| Laupus Library | \$87,350.00 | 0.20% |
| Office of the Chancellor | \$386,152.13 | 0.90% |
| Office of the Provost | \$632,043.00 | 1.47% |
| Office of the Vice Chancellor for Health Sciences | \$232,545.45 | 0.54% |
| Student Affairs | \$37,034.87 | 0.09% |
| Total | \$43,023,784.52 | 100% |



Fiscal Year - Official Report Date (7/01/13-6/30/14)

| Department | Num of Awards | Amount |
|--|---------------|----------------|
| Brody School of Medicine | | |
| SOM - Pediatrics | 37 | \$5,631,280.32 |
| SOM - Internal Medicine | 28 | \$5,300,658.00 |
| SOM - Administration And Finance | 1 | \$3,250,000.00 |
| SOM - Family Medicine | 12 | \$1,870,207.00 |
| SOM - Microbiology | 11 | \$1,846,647.00 |
| SOM - Physiology | 13 | \$1,781,055.00 |
| SOM - Surgery | 8 | \$935,119.00 |
| SOM - Pharmacology | 10 | \$862,093.50 |
| SOM - Anatomy & Cell Biology | 4 | \$826,390.00 |
| SOM - Obstetrics and Gynecology Department | 3 | \$738,604.00 |
| SOM - Oncology | 6 | \$650,521.00 |
| SOM - Cardiovascular Sciences | 8 | \$482,840.00 |
| SOM - Biochemistry | 4 | \$351,418.00 |
| SOM - Public Health | 13 | \$260,661.00 |
| SOM - Academic Affairs | 2 | \$220,846.00 |
| SOM - Pathology | 4 | \$215,570.00 |
| SOM - Psychiatric Medicine | 4 | \$212,039.00 |
| SOM - Deans Office | 2 | \$120,000.00 |
| SOM - Emergency Medicine | 5 | \$41,514.00 |
| Som - Radiation And Oncology | 1 | \$14,869.00 |
| College of Allied Health Sciences | | |
| AHS - Rehabilitation Studies | 2 | \$553,093.00 |
| AHS - Commucation Sciences And Disorders | 8 | \$97,339.00 |
| AHS - Occupational Therapy | 1 | \$74,502.00 |
| AHS - Deans Office | 1 | \$30,000.00 |
| College of Arts & Sciences | | |
| A&S - Biology | 22 | \$1,321,307.76 |
| A&S - Chemistry | 2 | \$663,884.00 |
| A&S - Psychology | 7 | \$579,424.00 |
| A&S - Physics | 3 | \$383,820.00 |
| A&S - Geology | 11 | \$323,461.00 |
| A&S - Geography & Planning | 10 | \$313,200.00 |
| A&S - Anthropology | 2 | \$97,776.00 |
| A&S - History | 5 | \$48,324.25 |
| A&S - English | 4 | \$42,700.00 |
| A&S - Economics | 3 | \$21,418.00 |
| A&S - Math | 1 | \$18,773.00 |
| A&S - Philosophy | 1 | \$750.00 |
| College of Business | | |
| COB - Bureau of Business Research | 1 | \$28,378.00 |
| COB - Management | 1 | \$8,000.00 |
| COB - Deans Office | 2 | \$3,000.00 |

| | | |
|---|----|----------------|
| College of Dental Medicine | | |
| DEN - Office of the Dean | 2 | \$352,000.00 |
| College of Education | | |
| COE - Deans Office | 5 | \$2,705,414.73 |
| COE - Curriculum and Instruction | 8 | \$789,475.47 |
| COE - Elementary and Middle Grades Education | 5 | \$601,489.00 |
| COE - Library Science | 1 | \$494,324.00 |
| COE - Educational Leadership | 1 | \$10,478.00 |
| College of Fine Arts & Communications | | |
| FAC - Deans Office | 3 | \$14,767.00 |
| FAC - School of Art & Design | 2 | \$8,400.00 |
| FAC - School of Music | 2 | \$6,000.00 |
| College of Health & Human Performance | | |
| HHP - Department of Kinesiology | 12 | \$783,279.24 |
| HHP - Health Education and Promotion | 10 | \$299,166.00 |
| HHP - Recreation and Leisure Studies | 7 | \$69,364.00 |
| College of Human Ecology | | |
| CHE - Nutrition | 2 | \$261,853.00 |
| CHE - Child Development and Family Relations | 6 | \$210,221.80 |
| CHE - Social Work | 1 | \$10,000.00 |
| CHE - Criminal Justice | 1 | \$8,000.00 |
| CHE - Interior Design | 2 | \$0.00 |
| College of Nursing | | |
| NUR - Deans Office | 6 | \$1,632,636.00 |
| NUR - Graduate Science | 3 | \$805,147.00 |
| NUR - Undergrad Science (Senior) | 1 | \$74,535.00 |
| College of Technology & Computer Science | | |
| TCS - Engineering | 4 | \$413,007.00 |
| TCS - Technology Systems | 2 | \$183,143.00 |
| TCS - Deans Office | 1 | \$100,000.00 |
| TCS - Construction Management | 1 | \$24,558.00 |
| TCS - Center for Sustainable Tourism | 1 | \$15,818.00 |
| Division of Research & Graduate Studies | | |
| RGS - Institute for Coastal Science & Policy | 16 | \$744,565.00 |
| RGS - Engagement, Innovation, Economic Development | 10 | \$404,611.00 |
| RGS - Small Business and Technology Development | 11 | \$294,925.00 |
| RGS - Economic and Community Development | 10 | \$100,000.00 |
| RGS - Coastal Studies Institute | 1 | \$10,000.00 |
| Laupus Library | | |
| HSL - Laupus Library | 1 | \$87,350.00 |
| Office of the Chancellor | | |
| CH - Chief of Staff | 3 | \$386,152.13 |
| Office of the Provost | | |
| AA - Undergraduate Studies | 1 | \$252,252.00 |
| AA - Institute for Coastal Science and Policy | 8 | \$228,803.00 |
| AA - Institutional Planning Assessment & Research | 2 | \$147,748.00 |

| | | |
|--|------------|------------------------|
| AA - Enrollment Services | 1 | \$3,240.00 |
| Office of the Vice Chancellor for Health Sciences | | |
| HS - Agromedicine Institute | 6 | \$232,545.45 |
| Student Affairs | | |
| SA - University Unions | 6 | \$17,034.87 |
| SA - Office of The Vice Chancellor | 1 | \$15,000.00 |
| SL - Recreation Services | 1 | \$5,000.00 |
| Total | 430 | \$43,023,784.52 |

Awards By Fiscal Year (Depts) Official Report Date (7/01/13-6/30/14)

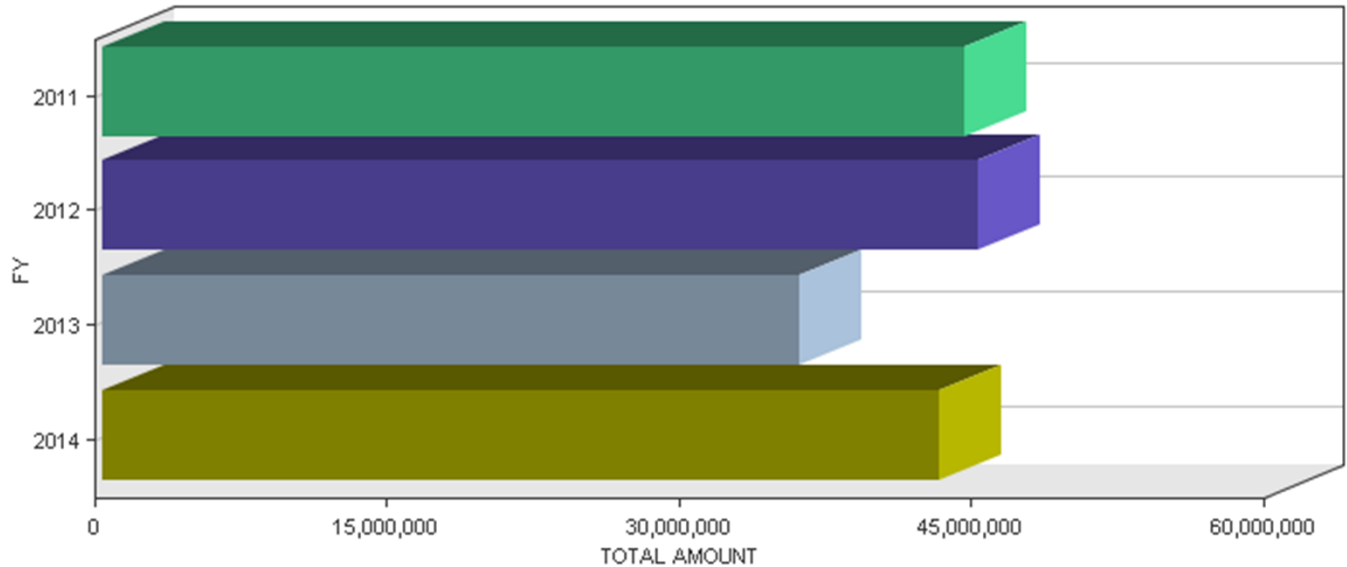
| Department Code | Department | Amount | % of Total |
|------------------------|--|----------------|-------------------|
| 6646 | SOM - Pediatrics | \$5,631,280.32 | 13.09% |
| 6642 | SOM - Internal Medicine | \$5,300,658.00 | 12.32% |
| 6613 | SOM - Administration And Finance | \$3,250,000.00 | 7.55% |
| 5401 | COE - Deans Office | \$2,705,414.73 | 6.29% |
| 6652 | SOM - Family Medicine | \$1,870,207.00 | 4.35% |
| 6687 | SOM - Microbiology | \$1,846,647.00 | 4.29% |
| 6690 | SOM - Physiology | \$1,781,055.00 | 4.14% |
| 6300 | NUR - Deans Office | \$1,632,636.00 | 3.79% |
| 5912 | A&S - Biology | \$1,321,307.76 | 3.07% |
| 6660 | SOM - Surgery | \$935,119.00 | 2.17% |
| 6689 | SOM - Pharmacology | \$862,093.50 | 2.00% |
| 6685 | SOM - Anatomy & Cell Biology | \$826,390.00 | 1.92% |
| 6340 | NUR - Graduate Science | \$805,147.00 | 1.87% |
| 540409 | COE - Curriculum and Instruction | \$789,475.47 | 1.83% |
| 7103 | RGS - Institute for Coastal Science and Policy | \$744,565.00 | 1.73% |
| 6648 | SOM - Obstetrics and Gynecology Department | \$738,604.00 | 1.72% |
| 5913 | A&S - Chemistry | \$663,884.00 | 1.54% |
| 6667 | SOM - Oncology | \$650,521.00 | 1.51% |
| 54045 | COE - Elementary and Middle Grades Education | \$601,489.00 | 1.40% |
| 5920 | A&S - Psychology | \$579,424.00 | 1.35% |
| 6415 | AHS - Rehabilitation Studies | \$553,093.00 | 1.29% |
| 54046 | COE - Library Science | \$494,324.00 | 1.15% |
| 6658 | SOM - Cardiovascular Sciences | \$482,840.00 | 1.12% |
| 5806 | TCS - Engineering | \$413,007.00 | 0.96% |
| 1120 | RGS - Engagement, Innovation, Economic Development | \$404,611.00 | 0.94% |
| 105 | CH - Chief of Staff | \$386,152.13 | 0.90% |
| 5918 | A&S - Physics | \$383,820.00 | 0.89% |
| 5602 | HHP - Kinesiology | \$354,914.24 | 0.82% |
| 6686 | SOM - Biochemistry | \$351,418.00 | 0.82% |
| 6700 | DEN - Office of the Dean | \$352,000.00 | 0.82% |
| 5602 | HHP - Exercise and Sports Science | \$343,365.00 | 0.80% |
| 5916 | A&S - Geology | \$323,461.00 | 0.75% |
| 5915 | A&S - Geography and Planning | \$313,200.00 | 0.73% |
| 5604 | HHP - Health Education and Promotion | \$299,166.00 | 0.70% |
| 1122 | RGS - Small Business and Technology Development | \$294,925.00 | 0.69% |
| 5707 | CHE - Nutrition | \$261,853.00 | 0.61% |
| 6692 | SOM - Public Health | \$260,661.00 | 0.61% |

| | | | |
|-------|---|--------------|-------|
| 50801 | AA - Undergraduate Studies | \$252,252.00 | 0.59% |
| 5106 | AA - Institute for Coastal Science and Policy | \$228,803.00 | 0.53% |
| 6602 | SOM - Academic Affairs | \$220,846.00 | 0.51% |
| 7301 | HS - Agromedicine Institute | \$219,905.07 | 0.51% |
| 6662 | SOM - Pathology | \$215,570.00 | 0.50% |
| 5702 | CHE - Child Development and Family Relations | \$210,221.80 | 0.49% |
| 6644 | SOM - Psychiatric Medicine | \$212,039.00 | 0.49% |
| 5802 | TCS - Technology Systems | \$183,143.00 | 0.43% |
| 50610 | AA - Institutional Planning Assessment & Research | \$147,748.00 | 0.34% |
| 6600 | SOM - Deans Office | \$120,000.00 | 0% |
| 1123 | RGS - Economic and Community Development | \$100,000.00 | 0.23% |
| 5801 | TCS - Deans Office | \$100,000.00 | 0.23% |
| 5925 | A&S - Anthropology | \$97,776.00 | 0.23% |
| 6405 | AHS - Commucation Sciences And Disorders | \$97,339.00 | 0.23% |
| 5602 | HHP - Department of Kinesiology | \$85,000.00 | 0.20% |
| 6200 | HSL - Laupus Library | \$87,350.00 | 0.20% |
| 6310 | NUR - Undergrad Science (Senior) | \$74,535.00 | 0.17% |
| 6435 | AHS - Occupational Therapy | \$74,502.00 | 0.17% |
| 5605 | HHP - Recreation and Leisure Studies | \$69,364.00 | 0.12% |
| 5922 | A&S - History | \$48,324.25 | 0.11% |
| 5921 | A&S - English | \$42,700.00 | 0.10% |
| 6650 | SOM - Emergency Medicine | \$41,514.00 | 0.10% |
| 5310 | COB - Bureau of Business Research | \$28,378.00 | 0.07% |
| 6400 | AHS - Deans Office | \$30,000.00 | 0.07% |
| 5803 | TCS - Construction Management | \$24,558.00 | 0.06% |
| 5926 | A&S - Economics | \$21,418.00 | 0.05% |
| 47 | SA - University Unions | \$17,034.87 | 0.04% |
| 5923 | A&S - Math | \$18,773.00 | 0.04% |
| 7106 | TCS - Center for Sustainable Tourism | \$15,818.00 | 0.04% |
| 41 | SA - Office of The Vice Chancellor | \$15,000.00 | 0.03% |
| 5501 | FAC - Deans Office | \$14,767.00 | 0.03% |
| 6664 | SOM - Radiation And Oncology | \$14,869.00 | 0.03% |
| 7301 | RGS - Agromedicine Institute | \$12,640.38 | 0.03% |
| 5306 | COB - Management | \$8,000.00 | 0.02% |
| 54042 | COE - Educational Leadership | \$10,478.00 | 0.02% |
| 5502 | FAC - School of Art & Design | \$8,400.00 | 0.02% |
| 5703 | CHE - Criminal Justice | \$8,000.00 | 0.02% |
| 5706 | CHE - Social Work | \$10,000.00 | 0.02% |
| 7401 | RGS - Coastal Studies Institute | \$10,000.00 | 0.02% |

| | | | |
|--------------|--------------------------|------------------------|----------------|
| 11511 | AA - Enrollment Services | \$3,240.00 | 0.01% |
| 46 | SL - Recreation Services | \$5,000.00 | 0.01% |
| 5301 | COB - Deans Office | \$3,000.00 | 0.01% |
| 5504 | FAC - School of Music | \$6,000.00 | 0.01% |
| 5704 | CHE - Interior Design | \$0.00 | 0.00% |
| 5917 | A&S - Philosophy | \$750.00 | 0.00% |
| Total | | \$43,023,784.52 | 100.00% |

Total Amounts for Last Four Years (By Department) (7/01/10-6/30/14)

Schools: Brody School of Medicine, College of Allied Health Sciences, College of Arts & Sciences, College of Business, College of Dental Medicine, College of Education, College of Fine Arts & Communications, College of Health & Human Performance, College of Human Ecology, College of Nursing, College of Technology & Computer Science, Division of Finance and Administration, Division of Research & Graduate Studies, Division of University Advancement, East Carolina Heart Institute, Joyner Library, Laupus Library, Office of the Athletic Director, Office of the Chancellor, Office of the Provost, Office of the Vice Chancellor for Health Sciences, Student Affairs



| Start Official Report Date is 7/1/... | FY as of 06/30/2011 | FY as of 06/30/2012 | FY as of 06/30/2013 | FY as of 06/30/14 |
|---|---------------------|---------------------|---------------------|-------------------|
| (105) CH - Chief of Staff | \$0.00 | \$0.00 | \$24,294.00 | \$386,152.13 |
| (1120) RGS - Engagement, Innovation, Economic Development | \$0.00 | \$20,612.00 | \$18,000.00 | \$404,611.00 |
| (1122) RGS - Small Business and Technology Development | \$379,178.00 | \$265,076.00 | \$356,617.00 | \$294,925.00 |
| (1123) RGS - Economic and Community Development | \$31,371.00 | \$213,390.00 | \$40,000.00 | \$100,000.00 |
| (11511) AA - Enrollment Services | \$1,300.00 | \$1,000.00 | \$3,240.00 | \$3,240.00 |
| (25) AF - Campus Operations | \$680,654.00 | \$0.00 | \$3,976.00 | \$0.00 |
| (31) UA - Vice Chancellors Office | \$1,000.00 | \$0.00 | \$0.00 | \$0.00 |
| (41) SA - Office of The Vice Chancellor | \$1,320.00 | \$100,000.00 | \$0.00 | \$15,000.00 |
| (46) SA - Recreation Services | \$0.00 | \$5,000.00 | \$5,000.00 | \$5,000.00 |
| (47) SA - Student Involvement & Leadership | \$0.00 | \$10,000.00 | \$0.00 | \$17,034.87 |
| (50610) AA - Institutional Planning Assessment & Research | \$400,000.00 | \$400,000.00 | \$400,000.00 | \$147,748.00 |
| (50801) AA - Undergraduate Studies | \$0.00 | \$0.00 | \$0.00 | \$252,252.00 |
| (5101) AA - Office of the Provost | \$0.00 | \$20,000.00 | \$0.00 | \$0.00 |
| (5103) AA - Academic Outreach Initiatives | \$15,000.00 | \$15,000.00 | \$0.00 | \$0.00 |

| | | | | |
|---|----------------|----------------|----------------|----------------|
| (5106) AA - Institute for Coastal Science and Policy | \$0.00 | \$0.00 | \$0.00 | \$228,803.00 |
| (5201) LIB - Joyner Library | \$81,859.00 | \$106,399.00 | \$25,000.00 | \$0.00 |
| (5301) COB - Deans Office | \$0.00 | \$0.00 | \$0.00 | \$3,000.00 |
| (5303) COB - Management Information Systems | \$2,592.00 | \$180,180.00 | \$0.00 | \$0.00 |
| (5306) COB - Management | \$0.00 | \$0.00 | \$0.00 | \$8,000.00 |
| (5310) COB - Bureau of Business Research | \$0.00 | \$165,000.00 | \$25,000.00 | \$28,378.00 |
| (5401) COE - Deans Office | \$1,296,517.00 | \$3,525,214.00 | \$2,616,178.38 | \$2,705,414.73 |
| (5403) COE - Teacher Education | \$26,589.00 | \$72,288.00 | \$0.00 | \$0.00 |
| (540409) OLD - (Inactive) Curriculum and Instruction | \$1,955,147.50 | \$1,876,316.88 | \$359,914.76 | \$789,475.47 |
| (54042) COE - Educational Leadership | \$149,834.00 | \$0.00 | \$0.00 | \$10,478.00 |
| (54044) COE - Math, Science, and Instructional Technology | \$152,600.00 | \$417,216.00 | \$130,921.00 | \$0.00 |
| (54045) COE - Elementary and Middle Grades Education | \$0.00 | \$0.00 | \$0.00 | \$601,489.00 |
| (54046) COE - Library Science | \$0.00 | \$0.00 | \$0.00 | \$494,324.00 |
| (54051) COE - Science and Math Tech Center | \$6,000.00 | (\$172,231.00) | \$0.00 | \$0.00 |
| (5501) FAC - Deans Office | \$64,328.00 | \$29,987.00 | \$14,018.00 | \$14,767.00 |
| (5502) FAC - School of Art and Design | \$13,581.00 | \$1,750.00 | \$1,500.00 | \$8,400.00 |
| (5504) FAC - School of Music | \$5,250.00 | \$6,650.00 | \$8,954.00 | \$6,000.00 |
| (5505) FAC - School of Theatre and Dance | \$0.00 | \$2,000.00 | \$0.00 | \$0.00 |
| (5602) HHP - Kinesiology | \$629,454.82 | \$1,198,663.67 | \$1,015,031.00 | \$783,279.24 |
| (5604) HHP - Health Education and Promotion | \$384,500.00 | \$583,129.44 | \$92,668.00 | \$299,166.00 |
| (5605) HHP - Recreation and Leisure Studies | \$218,939.40 | \$179,505.25 | \$386,577.00 | \$69,364.00 |
| (5701) CHE - Deans Office | \$192,480.00 | \$144,360.00 | \$0.00 | \$0.00 |
| (5702) CHE - Child Development and Family Relations | \$596,431.00 | \$257,757.00 | \$191,252.63 | \$210,221.80 |
| (5703) CHE - Criminal Justice | \$11,346.00 | \$0.00 | \$0.00 | \$8,000.00 |
| (5704) CHE - Interior Design | \$28,702.00 | \$0.00 | \$0.00 | \$0.00 |
| (5705) CHE - Hospitality Leadership | \$0.00 | \$19,996.00 | \$0.00 | \$0.00 |
| (5706) CHE - Social Work | \$127,532.00 | \$56,068.39 | \$5,706.00 | \$10,000.00 |
| (5707) CHE - Nutrition | \$318,414.00 | \$793,975.53 | \$55,078.00 | \$261,853.00 |
| (5801) TCS - Deans Office | \$350,000.00 | \$200,000.00 | \$0.00 | \$100,000.00 |
| (5802) TCS - Technology Systems | \$91,679.14 | \$64,522.89 | \$3,240.00 | \$183,143.00 |
| (5803) TCS - Construction Management | \$1,595.00 | \$0.00 | \$24,592.50 | \$24,558.00 |
| (5804) TCS - Computer Science | \$0.00 | \$0.00 | \$358,676.00 | \$0.00 |
| (5806) TCS - Engineering | \$858,811.00 | \$155,562.00 | \$187,397.00 | \$413,007.00 |
| (5912) A&S - Biology | \$1,135,476.00 | \$3,540,530.77 | \$547,279.00 | \$1,321,307.76 |
| (5913) A&S - Chemistry | \$42,000.00 | \$68,855.00 | \$365,706.00 | \$663,884.00 |
| (5914) A&S - Foreign Languages | \$930.21 | \$0.00 | \$0.00 | \$0.00 |

| | | | | |
|---|----------------|----------------|----------------|----------------|
| (5915) A&S - Geography and Planning | \$309,902.00 | \$362,299.63 | \$846,466.55 | \$313,200.00 |
| (5916) A&S - Geology | \$358,367.00 | \$517,793.00 | \$142,014.00 | \$323,461.00 |
| (5917) A&S - Philosophy | \$2,500.00 | \$0.00 | \$0.00 | \$750.00 |
| (5918) A&S - Physics | \$189,751.00 | \$759,245.00 | \$891,283.00 | \$383,820.00 |
| (5920) A&S - Psychology | \$981,140.33 | \$824,005.97 | \$792,895.00 | \$579,424.00 |
| (5921) A&S - English | \$5,500.00 | \$288,500.00 | \$55,000.00 | \$42,700.00 |
| (5922) A&S - History | \$86,515.00 | \$6,429.00 | \$55,437.35 | \$48,324.25 |
| (5923) A&S - Math | \$18,554.00 | \$155,468.00 | \$23,326.00 | \$18,773.00 |
| (5924) A&S - Sociology | \$11,084.00 | \$117,784.00 | \$203,274.00 | \$0.00 |
| (5925) A&S - Anthropology | \$0.00 | \$0.00 | \$33,500.00 | \$97,776.00 |
| (5926) A&S - Economics | \$16,985.00 | \$183,150.00 | \$9,197.83 | \$21,418.00 |
| (6100) HS - Vice Chancellors Office | \$219,780.00 | \$0.00 | \$0.00 | \$0.00 |
| (6200) HSL - Laupus Library | \$125,390.00 | \$99,000.00 | \$91,625.00 | \$87,350.00 |
| (6300) NUR - Deans Office | \$1,570,558.00 | \$897,472.00 | \$1,294,278.00 | \$1,632,636.00 |
| (6310) NUR - Undergrad Science (Senior) | \$0.00 | \$74,919.50 | \$77,034.64 | \$74,535.00 |
| (6340) NUR - Graduate Science | \$0.00 | \$25,008.00 | \$242,727.00 | \$805,147.00 |
| (6400) AHS - Deans Office | \$43,300.00 | \$2,134,000.00 | \$32,000.00 | \$30,000.00 |
| (6405) AHS - Commucation Sciences And Disorders | \$110,076.00 | \$228,150.00 | \$159,141.00 | \$97,339.00 |
| (6410) AHS - Physical Therapy | \$2,000.00 | \$0.00 | \$0.00 | \$0.00 |
| (6415) AHS - Rehabilitation Studies | \$0.00 | \$0.00 | \$0.00 | \$553,093.00 |
| (6435) AHS - Occupational Therapy | \$13,234.00 | \$1,500.00 | \$3,810.00 | \$74,502.00 |
| (6440) AHS - Health Services And Information Management | \$2,500.00 | \$0.00 | \$0.00 | \$0.00 |
| (6600) SOM - Deans Office | \$60,000.00 | \$60,000.00 | \$0.00 | \$120,000.00 |
| (6602) SOM - Academic Affairs | \$93,249.00 | \$62,252.00 | \$57,500.00 | \$220,846.00 |
| (6613) SOM - Administration And Finance | \$3,000,000.00 | \$3,250,000.00 | \$3,250,000.00 | \$3,250,000.00 |
| (6642) SOM - Internal Medicine | \$3,426,507.94 | \$2,257,034.01 | \$3,227,622.00 | \$5,300,658.00 |
| (6644) SOM - Psychiatric Medicine | \$335,400.00 | \$207,500.00 | \$179,860.00 | \$212,039.00 |
| (6646) SOM - Pediatrics | \$6,152,864.63 | \$5,801,014.00 | \$5,240,757.00 | \$5,631,280.32 |
| (6648) SOM - Obstetrics and Gynecology Department | \$468,606.52 | \$128,142.00 | \$489,041.00 | \$738,604.00 |
| (6650) SOM - Emergency Medicine | \$750,377.01 | \$44,271.00 | \$90,576.75 | \$41,514.00 |
| (6652) SOM - Family Medicine | \$1,317,092.00 | \$1,260,746.00 | \$1,564,418.00 | \$1,870,207.00 |
| (6658) SOM - Cardiovascular Sciences | \$425,947.00 | \$525,987.75 | \$913,565.00 | \$482,840.00 |
| (6660) SOM - Surgery | \$534,505.89 | \$1,007,271.00 | \$705,619.00 | \$935,119.00 |
| (6662) SOM - Pathology | \$344,767.00 | \$172,116.00 | \$600,402.00 | \$215,570.00 |
| (6664) SOM - Radiation And Oncology | \$382,116.00 | \$0.00 | \$14,869.00 | \$14,869.00 |
| (6667) SOM - Oncology | \$12,715.00 | \$94,728.00 | \$183,161.00 | \$650,521.00 |
| (6668) OLD - (Inactive) Leo Jenkins Cancer Center | \$199,440.75 | \$540,817.02 | \$53,989.00 | \$0.00 |
| (6685) SOM - Anatomy and Cell Biology | \$1,366,831.00 | \$1,730,909.00 | \$0.00 | \$826,390.00 |
| (6686) SOM - Biochemistry | \$165,000.00 | \$0.00 | \$5,668.00 | \$351,418.00 |
| (6687) SOM - Microbiology | \$1,961,278.00 | \$1,730,652.00 | \$1,298,868.00 | \$1,846,647.00 |
| (6688) SOM - Comparative Medicine | \$12,808.00 | \$500.00 | \$1,800.00 | \$0.00 |

| | | | | |
|--|------------------------|------------------------|------------------------|------------------------|
| (6689) SOM - Pharmacology | \$2,447,917.00 | \$974,090.00 | \$674,835.00 | \$862,093.50 |
| (6690) SOM - Physiology | \$2,198,003.00 | \$1,125,430.00 | \$1,408,577.00 | \$1,781,055.00 |
| (6691) SOM - Bioethics and Interdisciplinary Studies | (\$18,037.00) | \$2,000.00 | \$0.00 | \$0.00 |
| (6692) SOM - Public Health | \$697,416.00 | \$322,847.00 | \$712,998.37 | \$260,661.00 |
| (6700) DEN - Office of the Dean | \$610,932.00 | \$1,104,102.00 | \$961,433.00 | \$352,000.00 |
| (7101) RGS - Vice Chancellors Office | \$421,240.00 | \$71,876.00 | \$5,000.00 | \$0.00 |
| (7102) RGS - Sponsored Programs | \$0.00 | \$1,200.00 | \$0.00 | \$0.00 |
| (7103) OLD - (Inactive) RGS Institute for Coastal Science and Policy | \$1,271,157.00 | \$1,194,166.00 | \$1,635,553.00 | \$744,565.00 |
| (7104) RGS - Office of Technology Transfer | \$24,470.00 | \$0.00 | \$0.00 | \$0.00 |
| (7106) TCS - Center for Sustainable Tourism | \$22,918.00 | \$17,988.00 | \$0.00 | \$15,818.00 |
| (7301) HS - Agromedicine Institute | \$10,197.59 | \$282,581.69 | \$278,143.52 | \$232,545.45 |
| (7401) RGS - Coastal Studies Institute | \$159,026.00 | \$20,000.00 | \$12,000.00 | \$10,000.00 |
| (7901) OLD - (Inactive) HS - Center for Health | \$1,151,929.00 | (\$140,778.52) | \$5,000.00 | \$0.00 |
| Total | \$44,326,221.73 | \$45,047,939.87 | \$35,790,081.28 | \$43,023,784.52 |