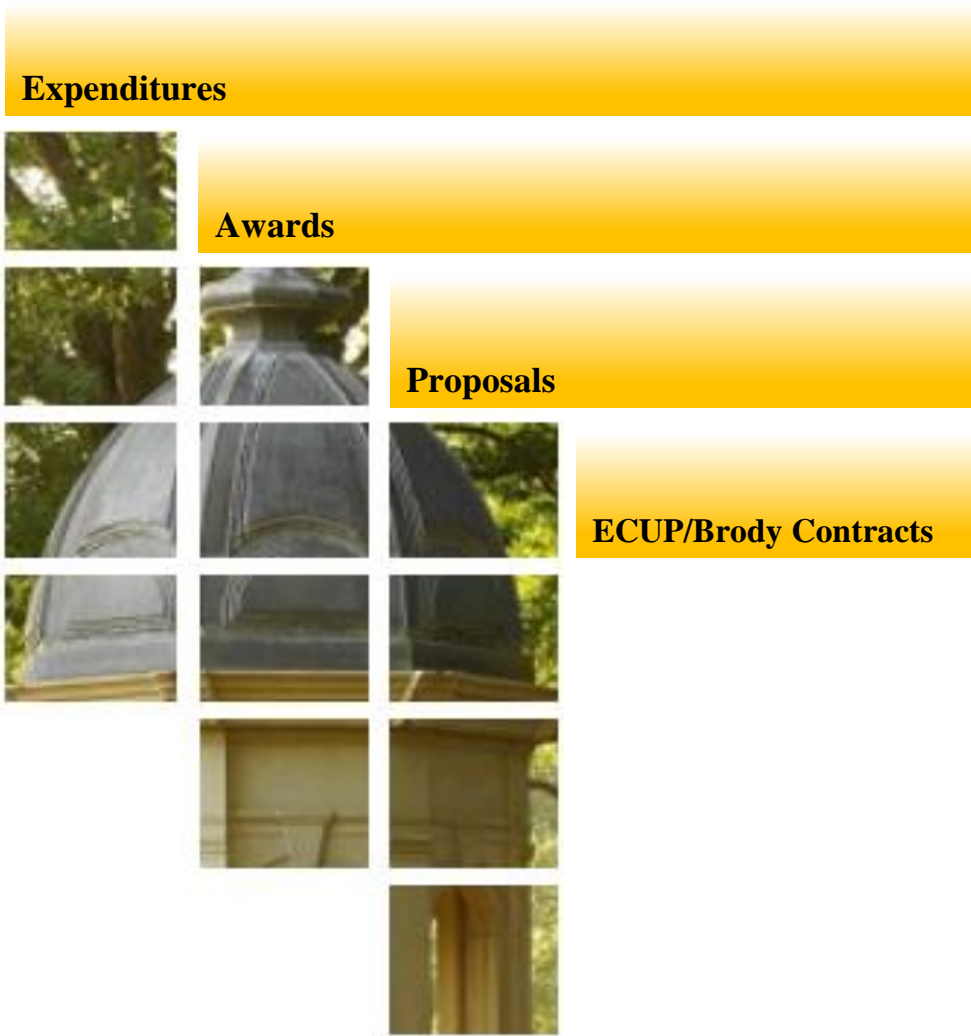




Fiscal Year 2015-2016 Report of Sponsored Program Activity

Research, Economic Development, and Engagement

Office of Sponsored Programs & Office of Grants and Contracts



2
0
1
6

**Division of Research, Economic
Development and Engagement**

2200 South Charles Blvd
Mail Stop 157
Greenville, NC 27858-4353

Michael R. Van Scott, PhD
**Vice Chancellor, Interim
Chief Research Officer**
252-328-9471
252-328-2769 fax

Mary Farwell, PhD
**Assistant Vice Chancellor,
Interim**
252-328-9476

Kathryn M. Verbanac, PhD
**Assistant Vice Chancellor,
Interim**
252-737-4812

Wanda Wynne
Assistant Vice Chancellor
252-328-9478

**Innovation and Economic
Development (OIED)**
252-737-1380/1340
252-737-1381 fax

Grants and Contracts
252-328-9530/9520
252-328-0769 fax

**Institutional Animal Care
and Use Committee
(IACUC)**
252-744-2436
iacuc@ecu.edu

Postdoctoral Affairs
252-737-4812

**Public Service and
Community Relations**
252-737-1377

Research Development
252-328-9014

**Research Integrity and
Compliance**
252-744-1971/737-2958
252-744-2284/737-2489 fax

Sponsored Programs
252-328-9540
252-328-4363 fax

Undergraduate Research
252-328-9476



Michael R. Van Scott

Interim Vice Chancellor, REDE

I am pleased to present the **Fiscal Year 2015-2016 Annual Report of Sponsored Activity** at East Carolina University.

Sponsored programs are activities funded by external organizations, including federal and state agencies, non-profit organizations, and business enterprises. They typically include a scope of work or a set of specific aims; specific period of performance; requirement for separate budgeting and accounting of funds; financial and technical reporting to the sponsor; and requirement of compliance with federal and state regulations. Types of sponsored activities in which ECU engages include research and development, instruction, public service, clinical trials, and student support.

The Division of Research, Economic Development and Engagement (REDE), through its Offices of Sponsored Programs and Grants & Contracts, administers ECU's sponsored projects. The Office of Sponsored Programs (OSP) supports faculty and staff in proposal preparation and submission and in award negotiation and acceptance. The Office of Grants & Contracts (OGC) provides post-award accounting and administration services, including financial reporting and audit coordination. Both offices strive to provide the highest quality of service to faculty and staff while ensuring appropriate stewardship of sponsor funds, protection of the University's reputation, and enhancement of the public's trust in the national research enterprise.

In this report, for the first time, expenditure data from OGC and proposal and award data from OSP are combined in a single annual report of sponsored program activity. Also for the first time, this report includes ECU Physicians Practice Plan/Brody School of Medicine (ECUP/BSOM) contracts with community healthcare facilities for medical staffing. These contracts are administered by ECUP/BSOM rather than REDE, but they otherwise are managed in much the same way sponsored programs are managed. The awards support our mission of providing health care in North Carolina and illustrate the significant commitment of ECU to serving the citizens of the Region.

Sponsored activity is on a growth trajectory after the negative impact of the recession of 2007-2009. In fact, total sponsored project awards received in FY2015-2016 are at an all-time high of almost \$50 million. ECUP/BSOM contracts total \$53+ million, bringing the total of external funds awarded to over \$100 million. These awards are expected to translate into an increase in grant and contract expenditures in the next few years, and research expenditures is one of the indices that determine state funding for the university.

REDE thanks all the faculty and staff who pursued external funding in Fiscal Year 2015-2016 in the furtherance of ECU's mission, and we congratulate those who were awarded funds by external agencies. We also would like to express our appreciation to members of the University Research Council and our partners in Health Sciences and Academic Affairs that have informed and led research administration at ECU. Together, we have implemented a number of major initiatives directed at streamlining operations, facilitating pursuit of extramural funding, managing awards, and ensure continued growth of the sponsored programs portfolio into the future.



Michael R. Van Scott, Ph.D.
Interim Vice Chancellor for Research, Economic Development and Engagement

Table of Contents

Interpreting the Data.....	3
Expenditures	
Expenditures by Sponsor Type.....	5
Expenditures by Unit.....	7
Expenditures by Cost Type.....	10
Effective F&A Rates.....	10
Expenditures by Category.....	11
Awards	
Awards by Sponsor Type.....	13
Awards by PI Home Unit.....	15
Awards by Award Admin Unit.....	18
Proposals	
Funding Requests by Sponsor Type.....	21
Funding Requests by PI Home Unit.....	23
Funding Requests by Award Admin Unit.....	26
Affiliated centers or institutes	
Awards and Funding Requests.....	29
ECUP/BSOM Contracts	
Contracts by Category.....	30

Interpreting the Data

There are three traditional ways of reporting on an institution's sponsored program activity: proposals submitted, awards received, and award expenditures. The following explanations of these data types will assist in correct interpretation of this annual report.

Expenditures

Expenditure reports provide the most accurate measure of sponsored activity. Actual expenditures during a defined time period (fiscal year) provides a consistent basis on which to compare sponsored program activity over a period of years, between University units, and with other universities. Expenditures are reported by fiscal year, regardless of the starting and ending dates of the awards. Expenditures rarely equal awards in a sponsored programs portfolio. In some cases, the University does not expend all the funds committed for each each award. Fee for service agreements, especially clinical trials when enrollment targets are not met, can have expenditures well below award amount. Thus, expenditure data are the most reliable for trend analysis and internal and external comparisons.

The Office of Grants & Contracts oversees the financial management of grants and contracts in the Banner financial system and provides the annual expenditure data.

Awards

The award amount is the sponsor's funding obligation to the University; the University may spend less than or up to that amount during the award period but may not spend more. Awards reported in a fiscal year period include new funds for a new project, supplemental funds for an existing project, additional funds for a project extension, and annual incremental funding received for a multi-year project. Because award reports include both single-year and multi-year award totals, they are not a reliable predictor of expenditures for the coming year. Although not the most accurate means of quantifying sponsored project activity, awards are often used by external entities as the proxy for expenditures when reporting on the sponsored projects portfolio and when comparing institutions.

The Office of Sponsored Programs receives awards on behalf of the University and captures award data in the Research Administration Management System and electronic Submission (RAMSeS) database.

Proposals

Proposal data reports include all new funds requested, whether for a single year or a multi-year project, during the fiscal year. The request may be in a new proposal for a new project period, in a new proposal for repeat of a previously funded project, in a supplemental funding request for the same project period, or in an additional funding request for a project extension. Because the request for funds may occur in an earlier year than receipt of award, calculating proposal success rates by comparing proposals and awards and using proposal data is not appropriate.

The Office of Sponsored Programs approves all proposals for submission on behalf of the University and captures proposal data in the Research Administration Management System and electronic Submission (RAMSeS) database.

Reporting by PI/PD Home Unit and by Administrative Unit

In past years, proposal and award data were presented by Administrative Unit, which may be an institute or center. In Fiscal Year 2015-2016, proposal and award data are presented by the Principal Investigator/Project Director (PI/PD) home unit. Reporting by PI/PD home department will become the default in future years. However, to preserve trend analysis, reporting by Administrative Unit has been continued in FY 15-16 and will continue for several more years. A new Affiliated Centers report page has been included to identify proposal activity and award receipt for projects that include institute or center involvement.

Three Year Summary of Sponsored Program Activity
 (Thousands of Dollars)

Expenditures			
	FY 13-14	FY 14-15	FY 15-16
Total	\$34,687	\$35,165	\$38,431

Awards						
	FY 13-14		FY 14-15		FY 15-16	
	Awards	Amount	Awards	Amount	Awards	Amount
Total	430	\$43,024	448	\$44,350	470	\$49,849

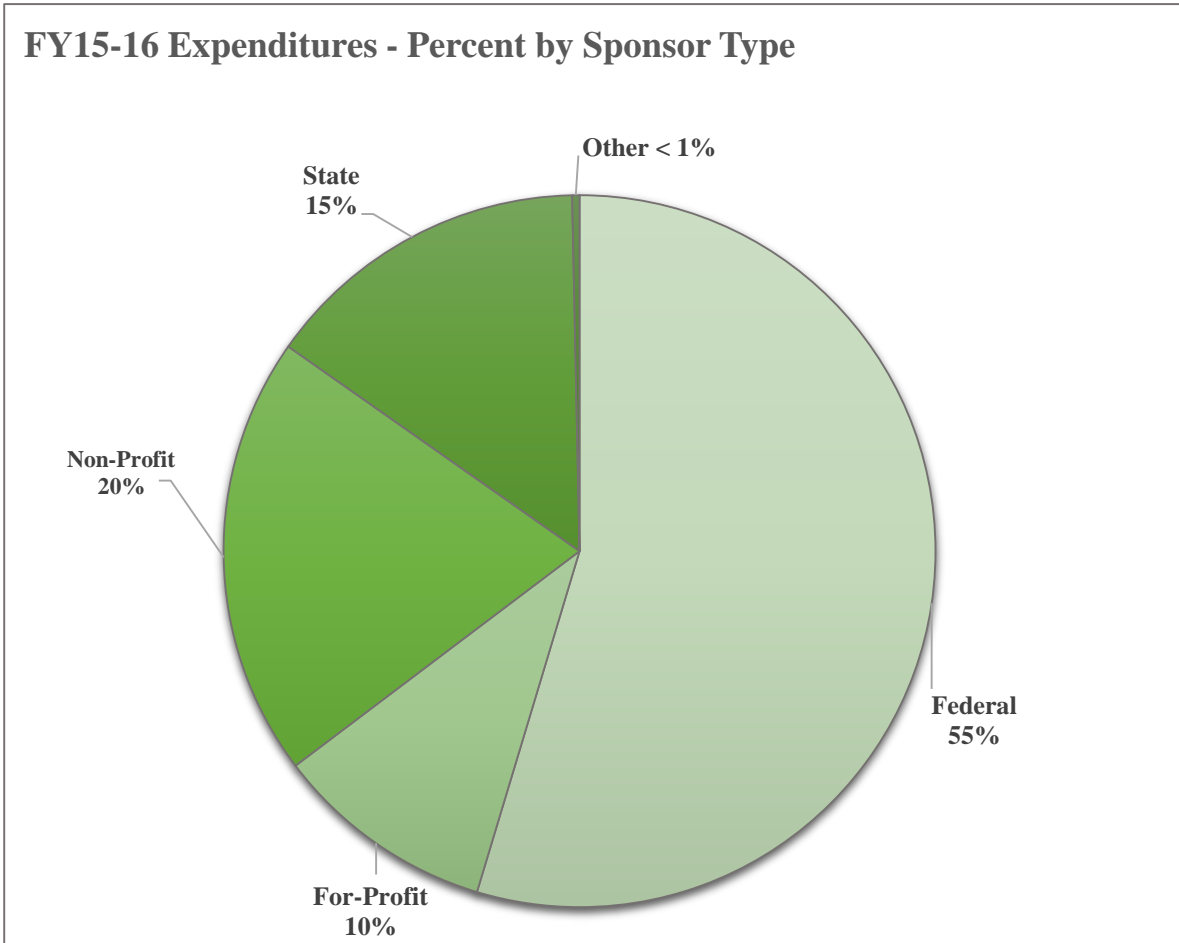
Proposals						
	FY 13-14		FY 14-15		FY 15-16	
	Proposals	Requested	Proposals	Requested	Proposals	Requested
Total	663	\$179,570	713	\$201,721	723	\$205,935

ECU Physicians/Brody Service Contracts			
	FY 13-14	FY 14-15	FY 15-16
Total	\$43,373	\$45,625	\$53,134

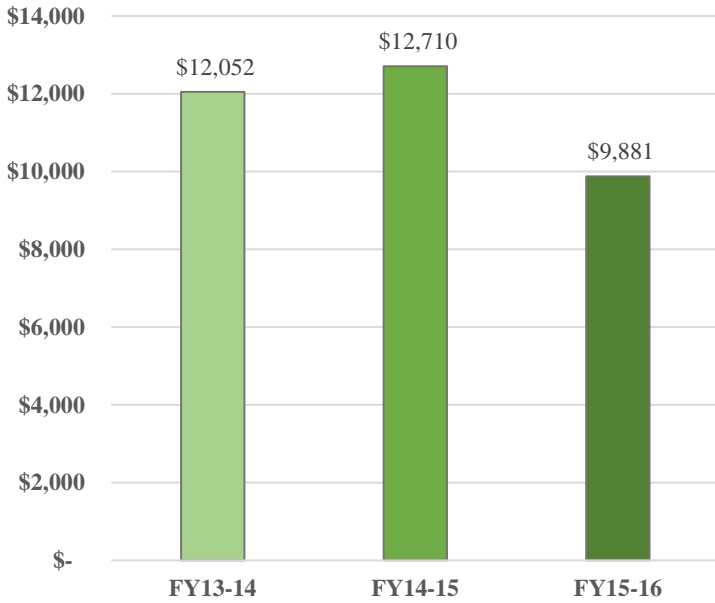
Expenditures by Sponsor Type

(Thousands of Dollars)

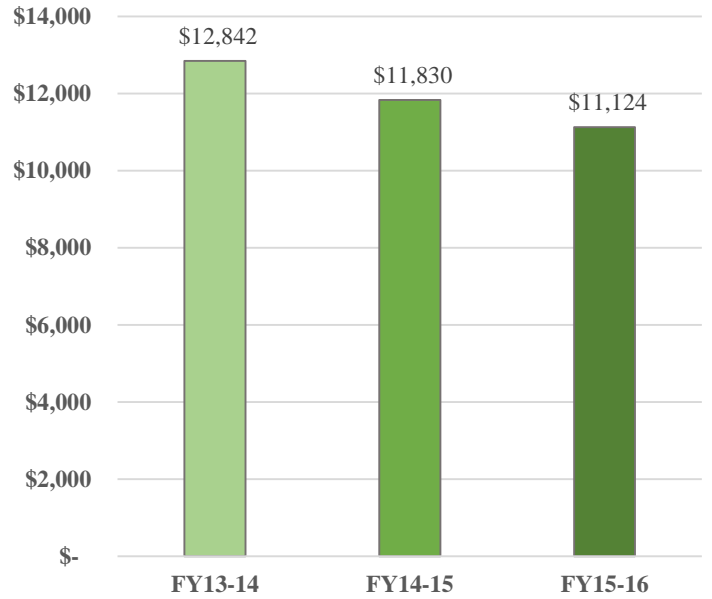
Sponsor Type	FY13-14 Amount	FY14-15 Amount	FY15-16 Amount
Federal	\$24,894	\$24,540	\$21,005
For-Profit	2,562	2,838	3,863
Local Government	240	347	114
Non-Profit	4,842	3,878	7,704
State	2,148	3,501	5,735
Other	0	60	11
Total	\$34,687	\$35,165	\$38,431



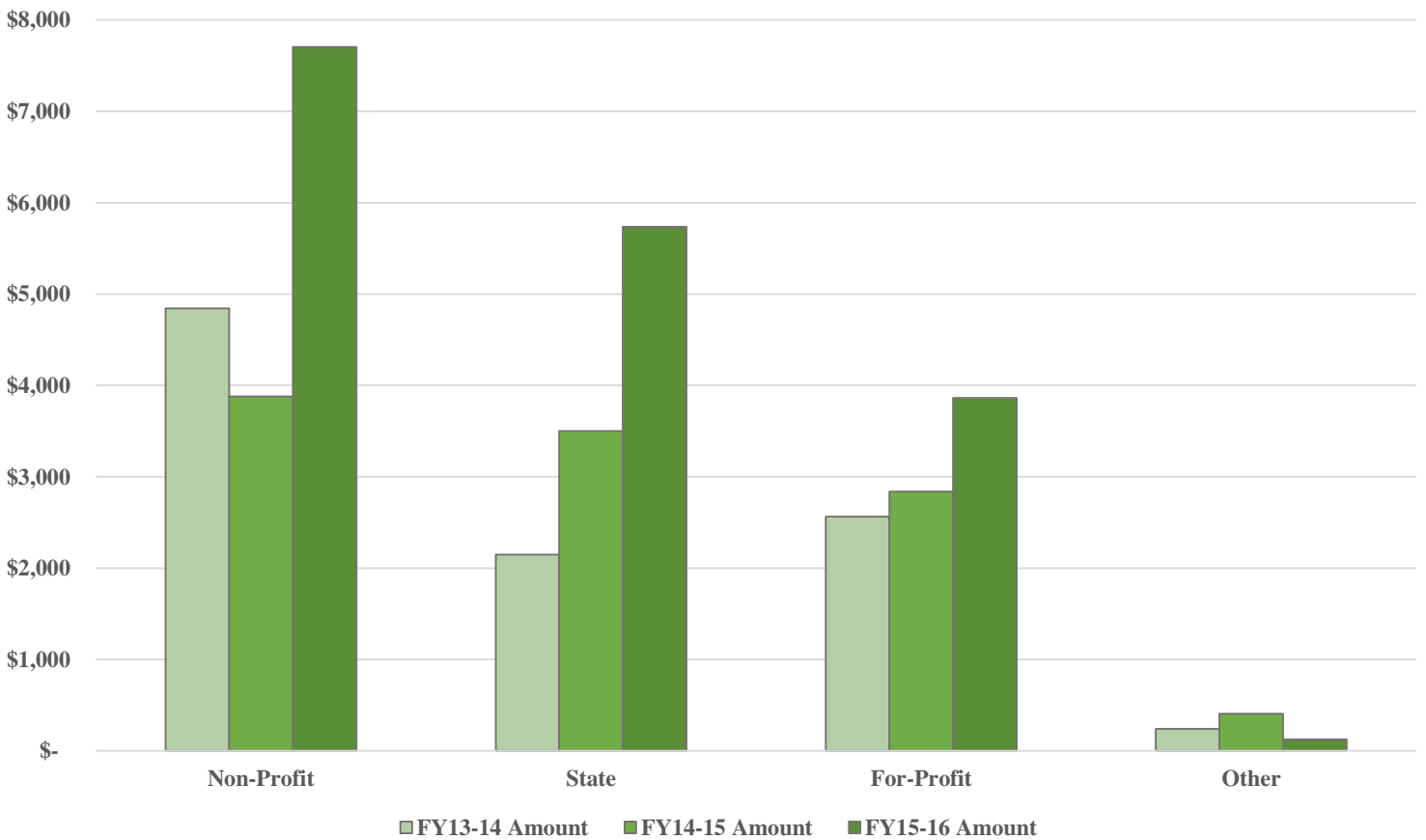
**U.S. Dept of Health & Human Services Expenditures
Three Year Comparison**
(Thousands of Dollars)



**All Other Federal Expenditures
Three Year Comparison**
(Thousands of Dollars)



Non-Federal Expenditures - Three Year Comparison
(Thousands of Dollars)

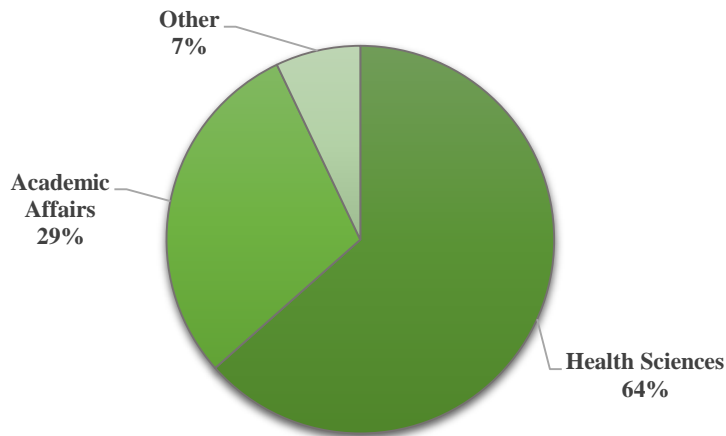


Expenditures by Unit

(Thousands of Dollars)

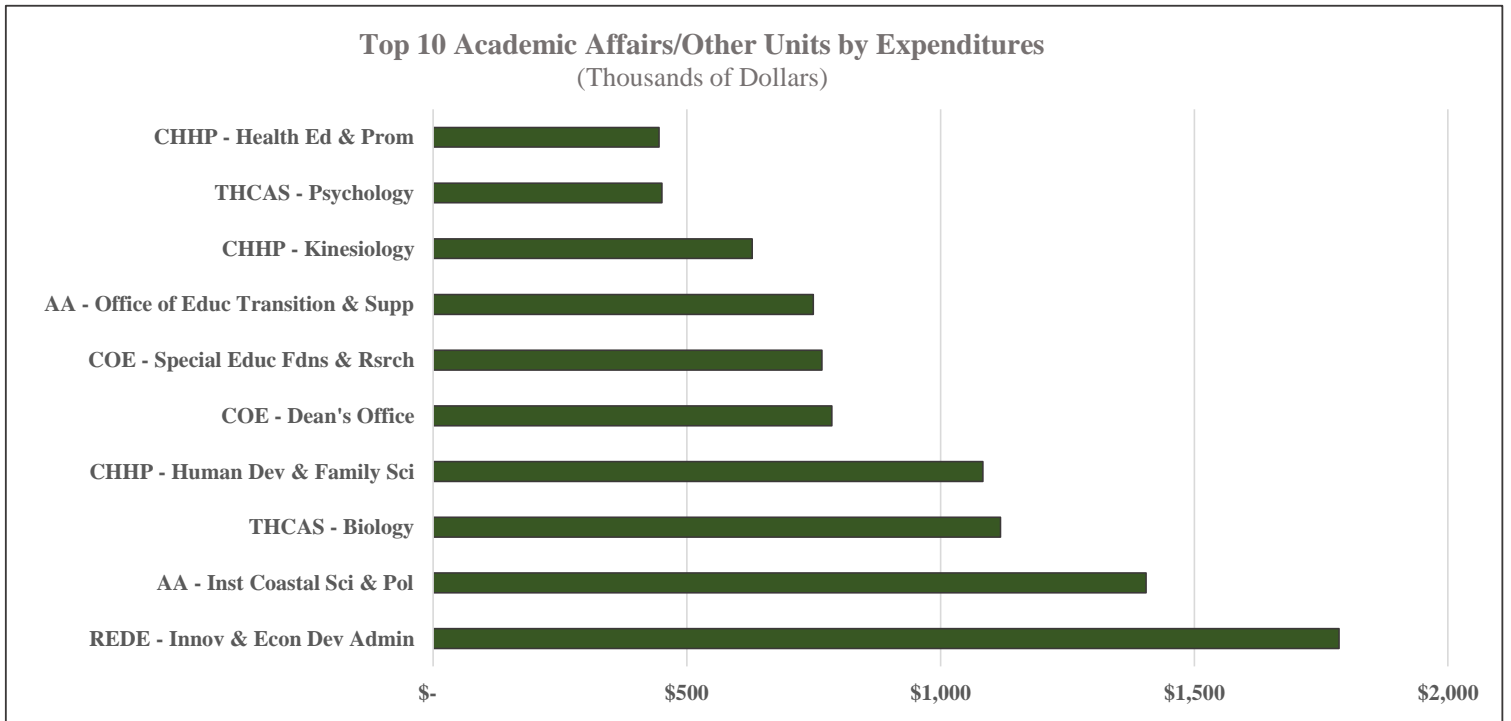
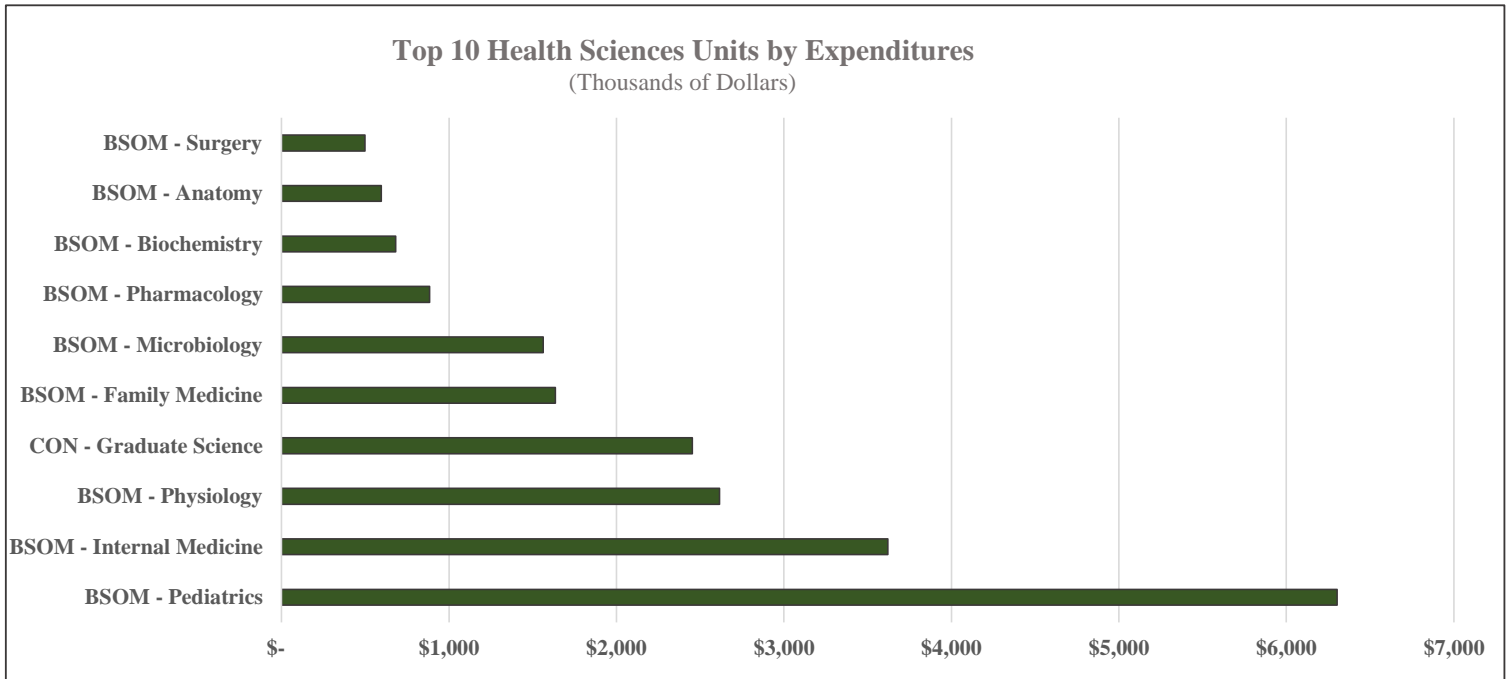
Unit	FY13-14 Amount	FY14-15 Amount	FY15-16 Amount
Health Sciences (HS)			
Brody School of Medicine (BSOM)	\$17,724	\$17,902	\$19,681
College of Allied Health Sciences (CAHS)	301	597	1,133
School of Dental Medicine (SODM)	647	629	405
College of Nursing (CON)	1,787	1,607	2,452
HS Other	582	464	724
Subtotal	\$21,041	\$21,199	\$24,394
Academic Affairs (AA)			
Thomas Harriot College of Arts & Sciences (THCAS)	4,578	4,479	3,281
College of Business (COB)	69	61	6
College of Education (COE)	3,146	3,476	2,051
College of Engineering and Technology (CET)	641	789	744
College of Fine Arts and Communications (CFAC)	28	53	30
College of Health and Human Performance (CHHP)	1,416	1,191	2,590
AA Other	2,944	3,151	2,613
Subtotal	\$12,822	\$13,200	\$11,315
Other			
Division of Research, Econ Dev, & Engagement (REDE)	818	706	2,192
Other	5	60	530
Subtotal	\$823	\$766	\$2,722
Total	\$34,687	\$35,165	\$38,431

FY15-16 Expenditures - Percent by Division



2015-2016 Expenditures by Unit

(Thousands of Dollars)



2015-2016 Expenditures by Unit

(Thousands of Dollars)

Health Sciences

Unit	Projects	Amount
Brody School of Medicine		
Academic Affairs	4	\$224
Anatomy	13	595
Biochemistry	7	682
Bioethics and Interdisc Studies	1	1
Center for Health Disparities	2	60
Dean's Office	1	6
ECU Physicians Administration	2	21
Emergency Medicine	6	2
Family Medicine	25	1,636
Internal Medicine	91	3,621
Leo Jenkins Cancer Center	2	2
Microbiology	13	1,562
ObGyn Department	3	450
Pathology	5	207
Pediatrics	100	6,302
Pharmacology	8	884
Physiology	24	2,615
Psychiatric Medicine	6	190
Public Health	13	116
Radiation Oncology	8	10
Surgery	22	498
College of Allied Health Sciences		
Communication Sci & Disorders	9	\$126
Nutrition Science	8	210
Occupational Therapy	4	344
Physical Therapy	1	115
Rehabilitation Studies	3	330
Service & Info Management	1	8
School of Dental Medicine		
Administration	7	\$232
Office of Student Affairs	2	172
Resrch Innovation Discov	1	1
College of Nursing		
Graduate Science	23	2,452
Health Sciences Other		
Agromedicine	10	\$120
East Carolina Heart Institute	16	256
ECU Diabetes and Obesity Instit	5	206
HS Library	3	85
Vice Chancellor Administration	1	56

Academic Affairs

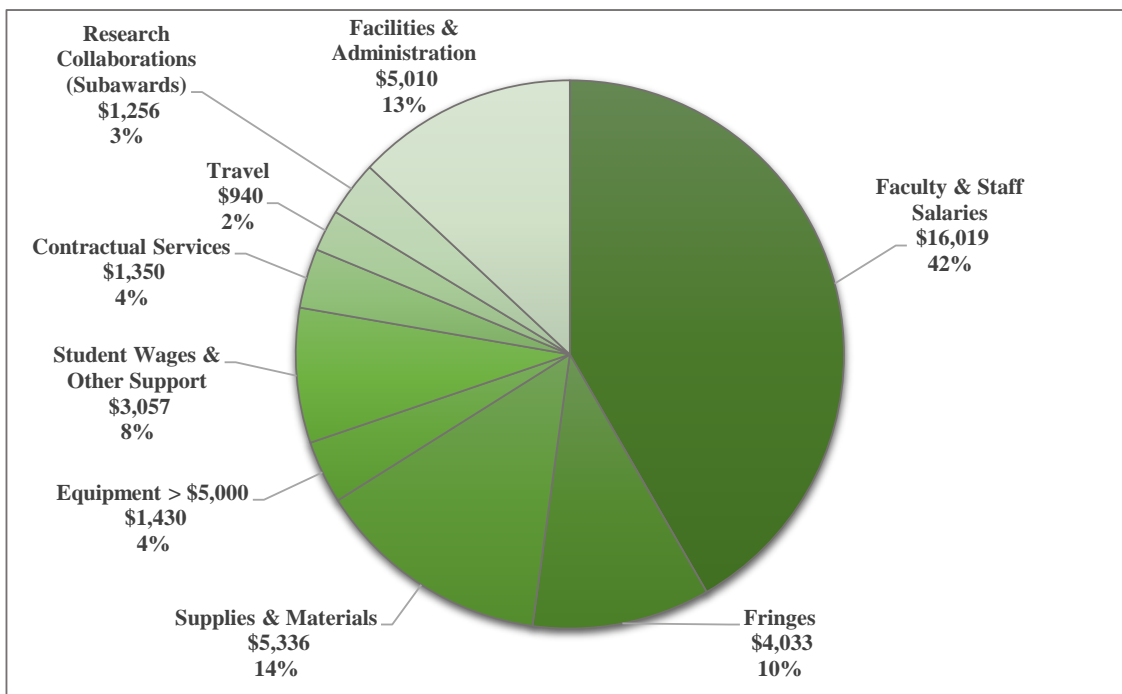
Unit	Projects	Amount
Thomas Harriot College of Arts & Sciences		
Anthropology	5	\$31
Biology	36	1,118
Chemistry	8	216
Criminal Justice	2	22
Economics	9	169
English	4	173
Geography Plan Env	20	424
Geology	14	286
History	4	33
Math	3	37
Physics	6	247
Political Science	2	9
Psychology	20	451
Sociology	1	66

Academic Affairs Continued

Unit	Projects	Amount
College of Business		
COB - Dean's Office	3	\$6
College of Education		
Academic Departments	10	\$26
Educational Leadership	2	17
Elementary and Mid Grade Edu	3	85
Interdisciplinary Profession	4	186
Math Sci and Instr Tech Educ	7	182
Special Educ Fdns and Rsrch	8	766
STEM Center	1	3
College of Education Admin	8	786
College of Engineering & Technology		
Computer Science	6	\$165
Construction Management	2	14
Engineering	16	345
Technology Systems	4	68
College of Eng and Tech Admin	1	152
College of Fine Arts & Communications		
Coll Fine Arts and Commun Admin	4	\$23
School of Art	1	3
School of Music	1	4
College of Health & Human Performance		
Health Education and Promotion	25	\$445
Human Develop and Family Sci	14	1,084
Human Performance Lab	3	369
Kinesiology	14	629
Recreation and Leisure Studies	7	63
Academic Affairs Other		
Coastal Studies Institute	7	\$263
Enrollment Services	1	3
Graduate School	1	1
Inst Coastal Science and Policy	35	1,405
Library Services	3	72
Office of Educ Transition Activities & Supp	11	749
Office of Undergraduate Studies	1	121
Other		
Unit	Projects	Amount
AF - Chief Information Officer	1	\$23
AF - Human Resources Admin	1	5
REDE - Innovation and Econ Dev	40	1,785
SA - Intergenerational Comm Center	7	374
REDE - Public Service & Community Relations	1	132
SA - Recreation Wellness Education	1	3
REDE - Research, Economic Dev, Engage	2	15
SA - Student Involvement & Leadership	1	10
REDE - Small Bus and Tech Dev Center	6	260
Student Affairs	2	111
Student Affairs Adventure	2	3
SA - Stud Lead & Service Learning	3	2

2015-2016 Expenditures by Cost Type

(Thousands of Dollars)



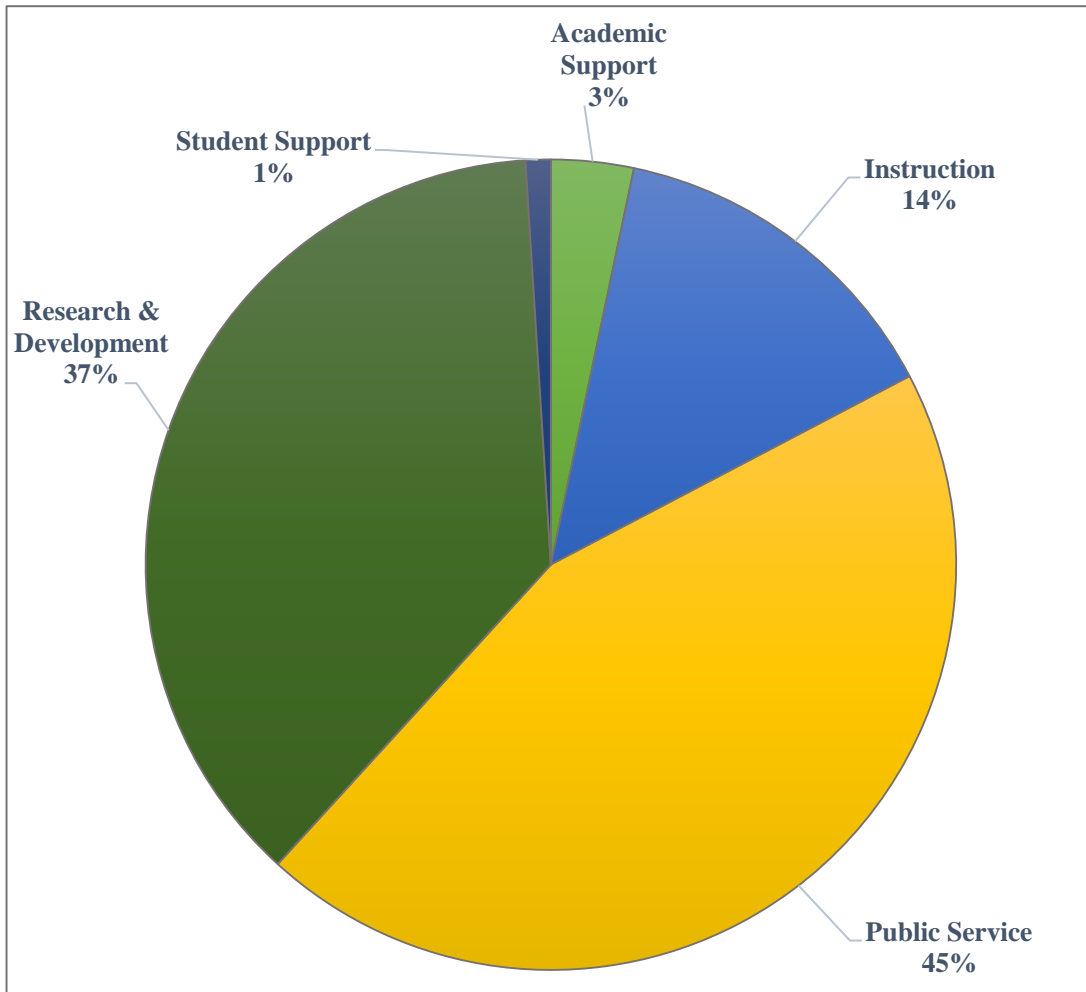
Effective F&A Rates

(Thousands of Dollars)

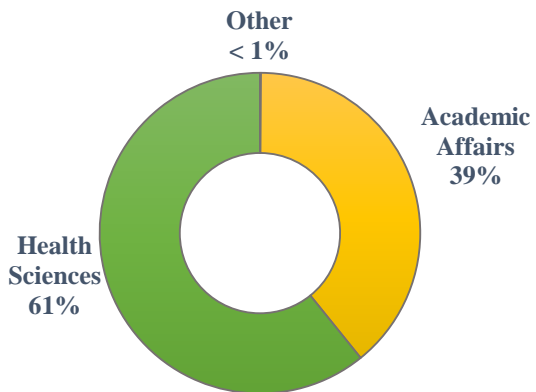
	FY13-14 Effective Rate on TDC	FY14-15 Effective Rate on TDC	FY15-16 Effective Rate on TDC	FY 15-16 F&A	FY 15-16 Total Direct Costs
Health Sciences					
CAHS	17.24%	30.26%	17.73%	\$229	\$1,289
BSOM	17.30%	19.27%	18.26%	3,029	16,590
CON	3.22%	4.04%	5.34%	124	2,328
SODM	2.02%	0.19%	6.38%	28	437
HS OTHER	3.43%	4.65%	17.25%	50	291
Academic Affairs					
CET	11.47%	4.58%	8.00%	55	689
COB	23.20%	21.95%	5.12%	0	6
COE	7.09%	7.30%	5.28%	103	1,948
CFAC	19.50%	4.44%	0.49%	0	30
CHHP	25.12%	30.14%	17.77%	391	2,199
THCAS	19.50%	22.30%	22.09%	590	2,673
AA OTHER	20.26%	15.36%	13.57%	378	2,784
Other					
REDE	8.97%	1.66%	1.51%	33	2,159
TOTAL	14.66%	15.54%	14.99%	\$5,010	\$33,421

2015-2016 Expenditures by Category

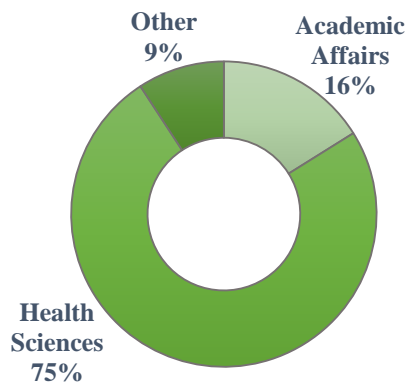
(Thousands of Dollars)



FY15-16 R & D Expenditures



FY15-16 Public Service Expenditures

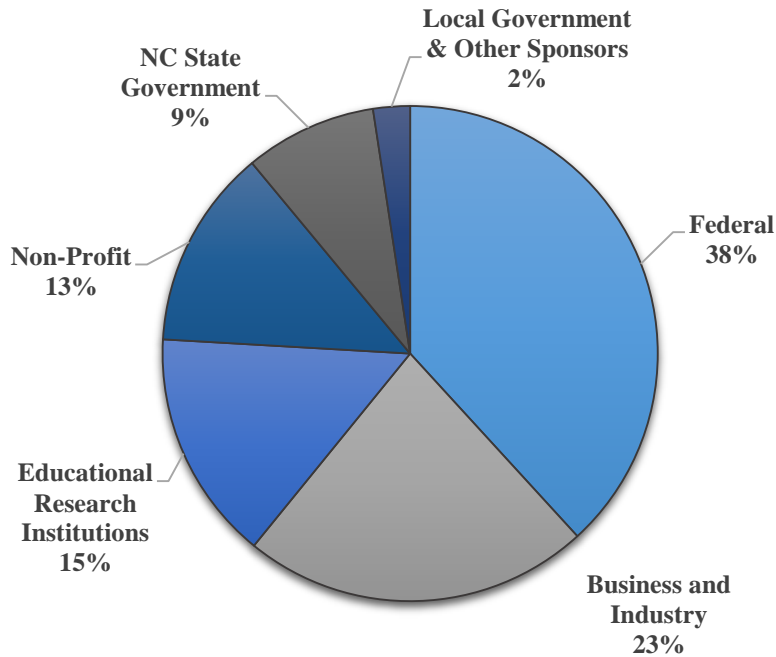


Awards by Sponsor Type

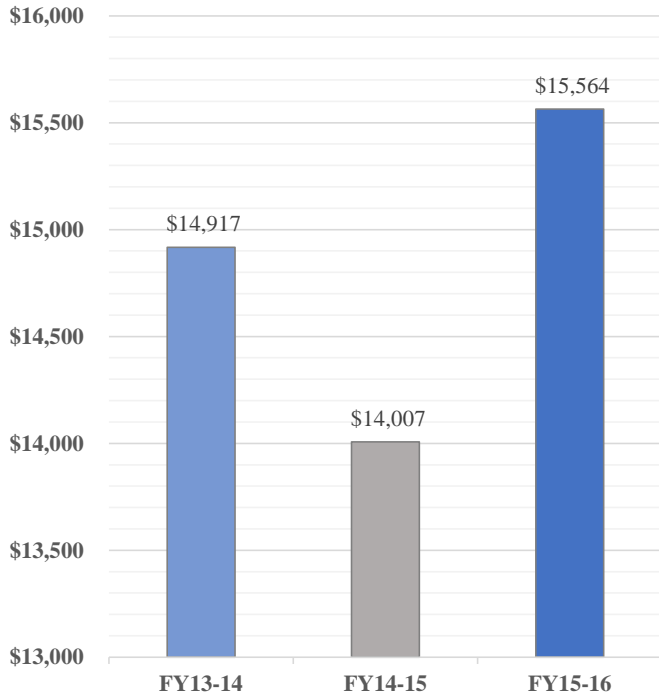
(Thousands of Dollars)

Sponsor Type	FY13-14 Amount	FY14-15 Amount	FY15-16 Amount
Federal	\$20,246	\$19,118	\$19,044
Business and Industry	5,344	5,076	11,298
Educational Research Institutions	8,618	7,164	7,501
NC State Government	3,219	5,157	4,297
Nonprofit Organization	4,952	6,733	6,510
Other Sponsors	250	678	766
Local Government	395	424	432
Total	\$43,024	\$44,350	\$49,849

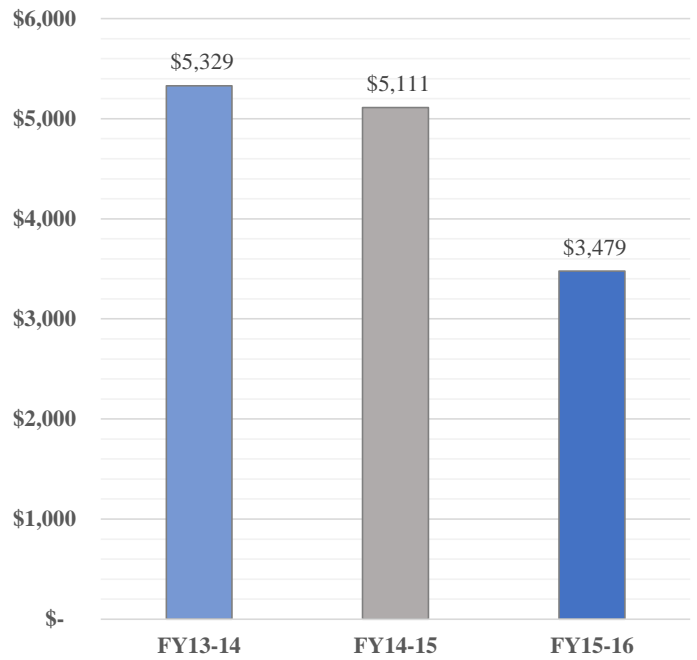
FY15-16 Awards - Percent by Sponsor Type



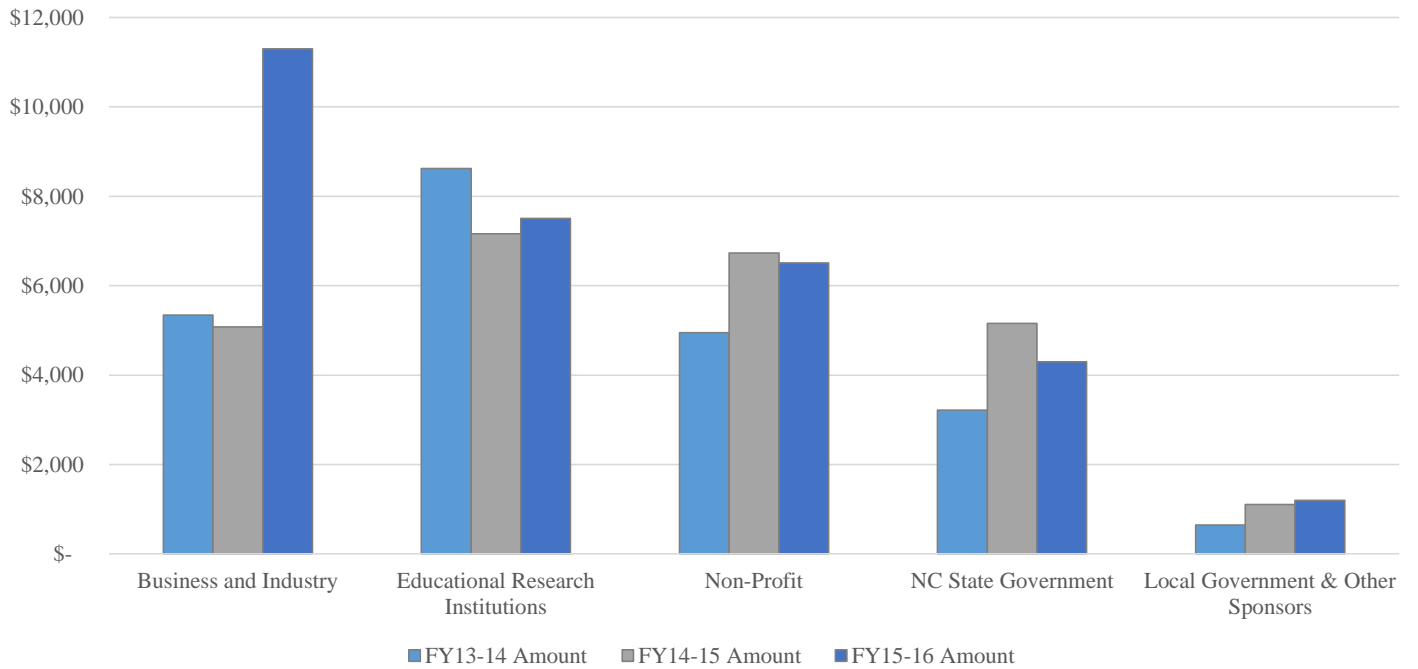
**U.S. Dept of Health & Human Services Awards
Three Year Comparison**
(Thousands of Dollars)



**All Other Federal Awards
Three Year Comparison**
(Thousands of Dollars)



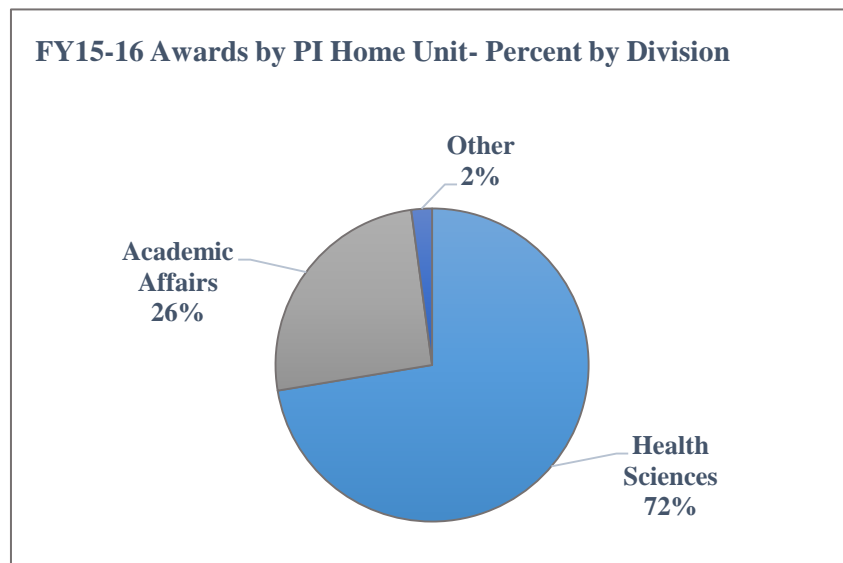
Non-Federal Awards - Three Year Comparison by Sponsor Type
(Thousands of Dollars)



2015-2016 Awards by Principal Investigator Home Unit

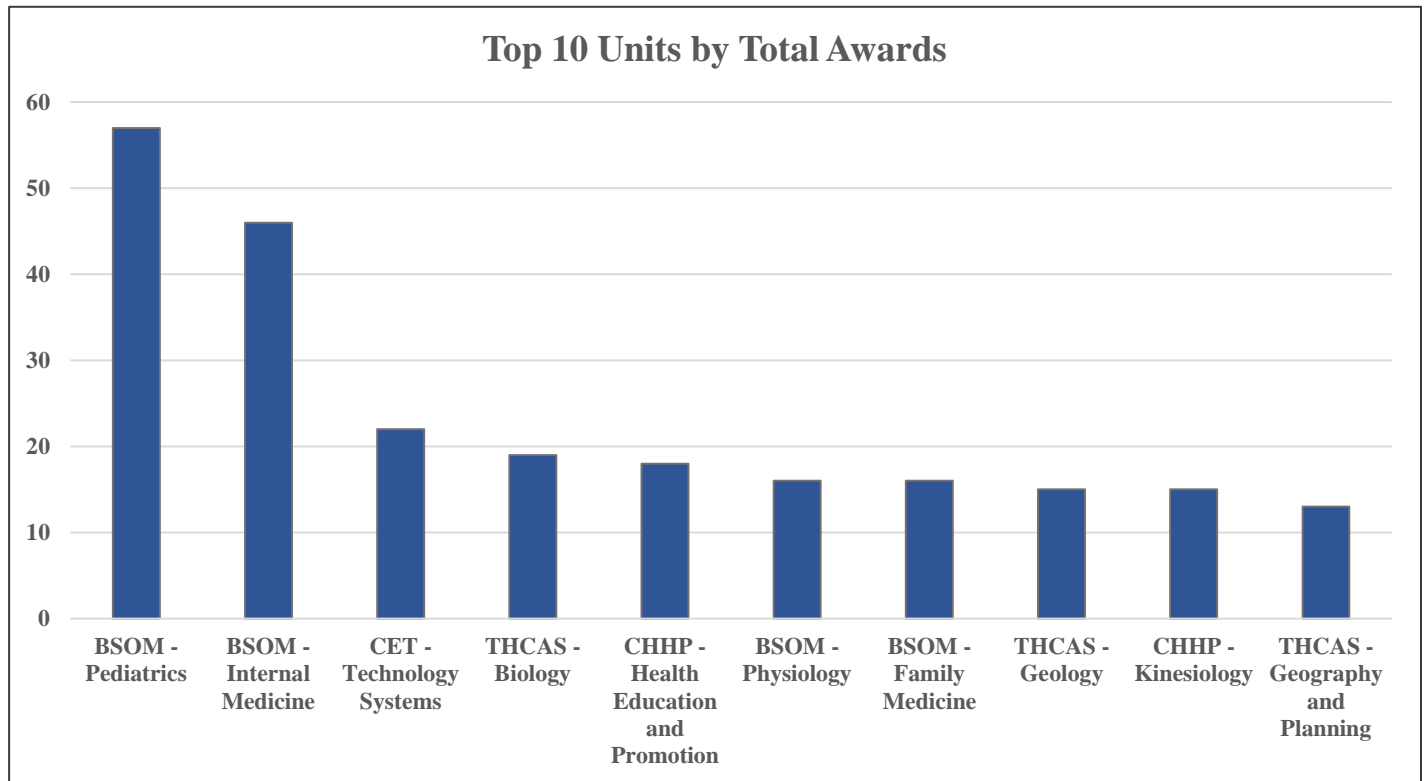
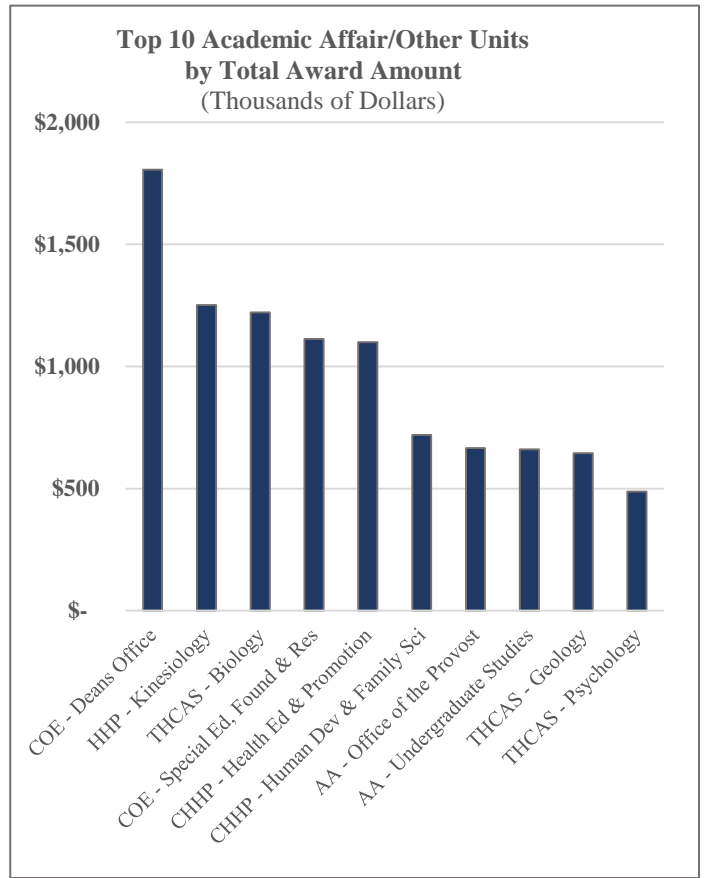
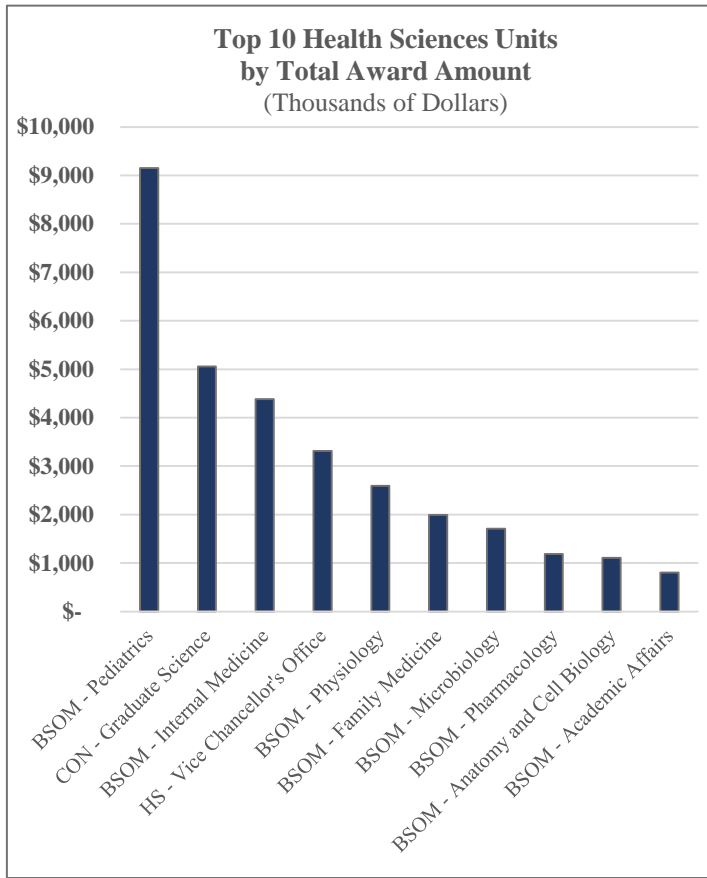
(Thousands of Dollars)

Unit	FY15-16 Amount
Health Sciences (HS)	
Brody School of Medicine (BSOM)	\$26,123
College of Allied Health Sciences (CAHS)	802
School of Dental Medicine (SODM)	495
College of Nursing (CON)	5,178
HS Other	3,486
Subtotal	\$36,084
Academic Affairs (AA)	
Thomas Harriot College of Arts & Sciences (THCAS)	3,609
College of Business (COB)	6
College of Education (COE)	3,119
College of Engineering and Technology (CET)	964
College of Fine Arts and Communications (CFAC)	317
College of Health and Human Performance (CHHP)	3,108
AA Other	1,606
Subtotal	\$12,729
Other	
Division of Research, Econ Dev, & Engagement (REDE)	554
Other	482
Subtotal	\$1,036
Total	\$49,849



2015-2016 Awards by Principal Investigator Unit

(Thousands of Dollars)



2015-2016 Awards by Principal Investigator Home Unit
(Thousands of Dollars)

Health Sciences

Unit	Awards	Amount
Brody School of Medicine		
Academic Affairs	4	\$800
Anatomy and Cell Biology	6	1,104
Biochemistry	7	681
Bioethics and Interdiscip Stud	2	34
Cardiovascular Sciences	5	472
Emergency Medicine	3	100
Family Medicine	16	1,994
Health Disparities	1	48
Internal Medicine	46	4,382
Microbiology	9	1,706
Obstetrics and Gynecology	2	750
Pathology	4	98
Pediatrics	57	9,149
Pharmacology	7	1,185
Pharmacy	1	30
Physiology	16	2,594
Psychiatric Medicine	3	213
Public Health	5	142
Radiation And Oncology	5	61
Surgery	9	580

Allied Health Sciences		
Communcation Sci & Disorder	5	\$316
Health Services & Info Manage	1	12
Nutrition	1	235
Occupational Therapy	1	73
Physical Therapy	1	150
Rehabilitation Studies	1	16

School of Dental Medicine		
Community Clinics	1	\$2
General Dentistry	2	(1)
Innovation & Discovery	3	319
Office of the Dean	2	172
Pediatrics and Orthodontics	1	3

College of Nursing		
Dean's Office	1	\$70
Graduate Science	11	5,059
Undergrad Science (Senior)	2	49

Health Sciences & Other		
Agromedicine Institute	3	\$91
Laupus Library	2	85
Vice Chancellors Office	2	3,310

Academic Affairs

Unit	Awards	Amount
Thomas Harriot College of Arts and Sciences		
Anthropology	4	\$74
Biology	19	1,221
Chemistry	4	74
Criminal Justice	1	113
Economics	7	186
English	2	31
Geography and Planning	13	484
Geology	15	645
History	2	25
Political Science	1	100
Physics	3	168
Psychology	10	488

Academic Affairs

Unit	Awards	Amount
College of Business		
Bureau of Business Research	1	\$2
Management	1	4

College of Education		
Dean's Office	2	\$1,805
Educational Leadership	1	21
Math, Science, and Inst Tech	5	181
Special Ed, Foundations & Res	6	1,112

College of Engineering & Technology		
Computer Science	2	\$380
Construction Management	2	142
Dean's Office	5	157
Engineering	6	67
Technology Systems	22	218

College of Fine Arts & Communications		
Dean's Office	3	\$8
School of Art and Design	3	305
School of Music	1	4

College of Health & Human Performance		
Health Education and Promotion	18	\$1,100
Human Development and Fam Sci	7	720
Kinesiology	15	1,252
Recreation and Leisure Studies	3	27
Social Work	1	10

Academic Affairs Other		
Coastal Studies Institute	3	\$55
Enrollment Services	2	4
Institute for Coastal Sci & Pol	3	182
Joyner Library	1	59
Office of the Provost	1	666
TCS - Technology Systems	1	(20)
Undergraduate Studies	1	660

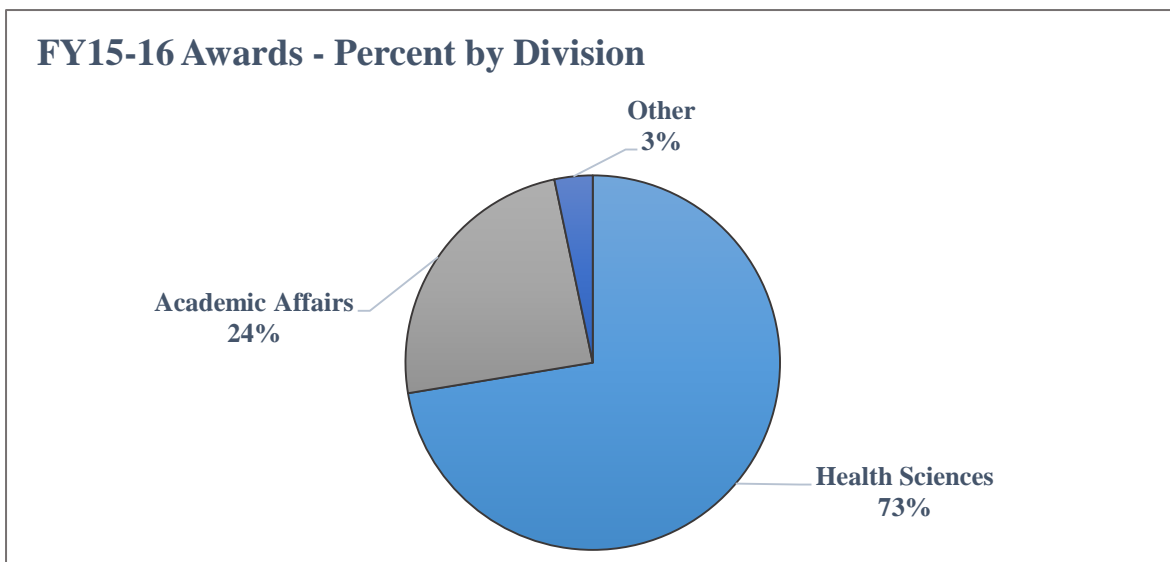
Other

Unit	Awards	Amount
REDE - Engagement, Innovation, Economic Dev	7	\$189
AF - Human Resources	1	5
REDE - Office of Tech Transfer	1	1
SA - Office of The Vice Chancellor	4	468
SA - Recreation Services	2	6
REDE - Small Business and Technology Dev	7	365
SA - Student Involvement & Leadership	3	3

Awards by Award Administrative Unit

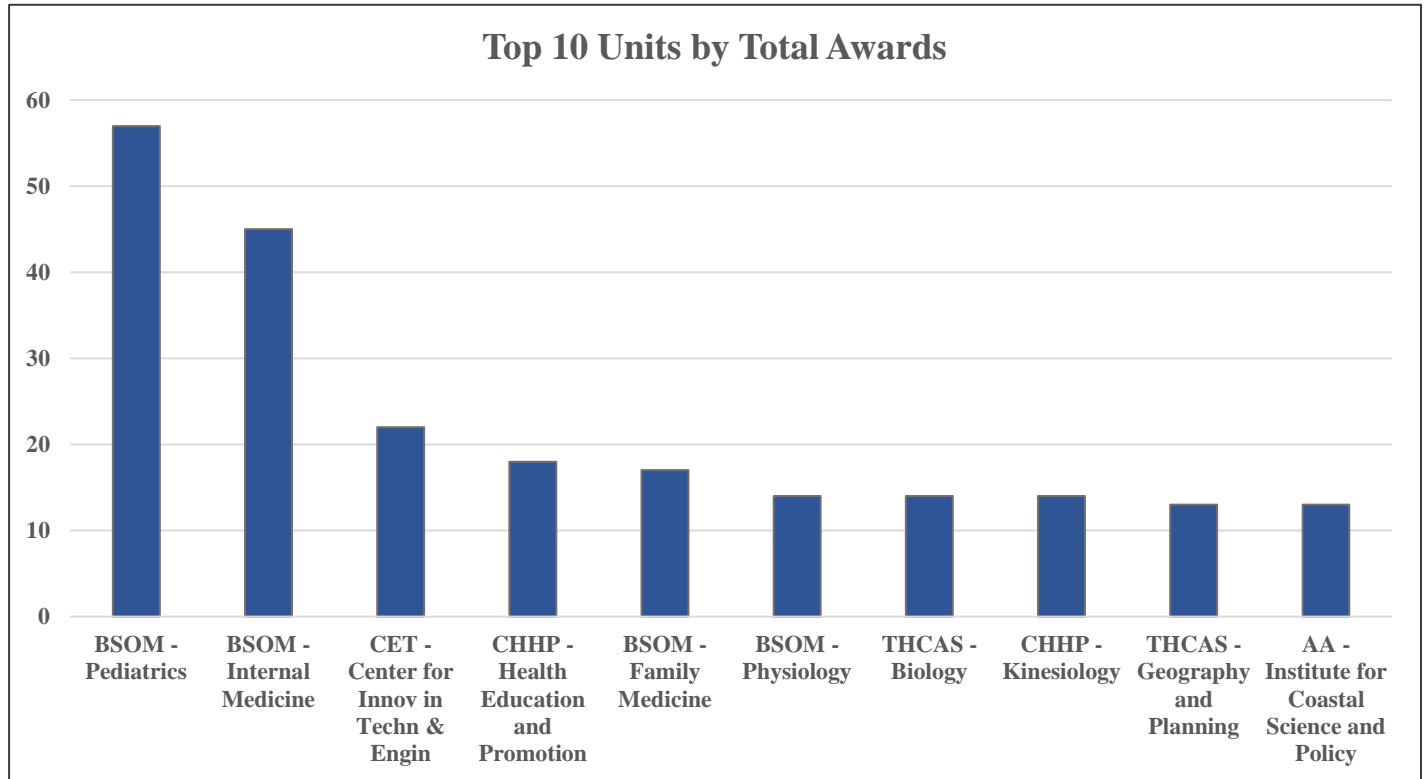
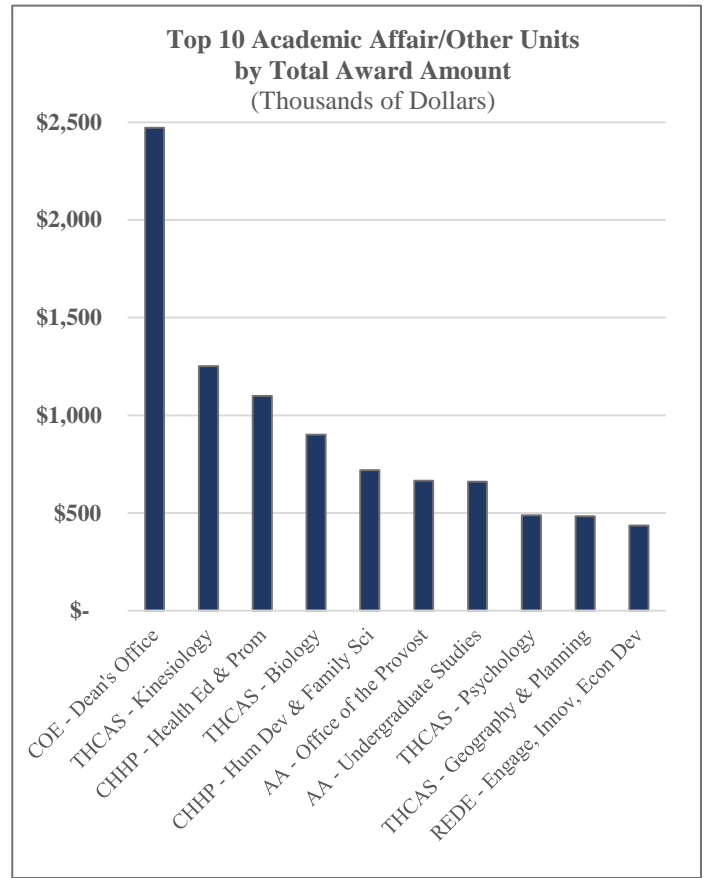
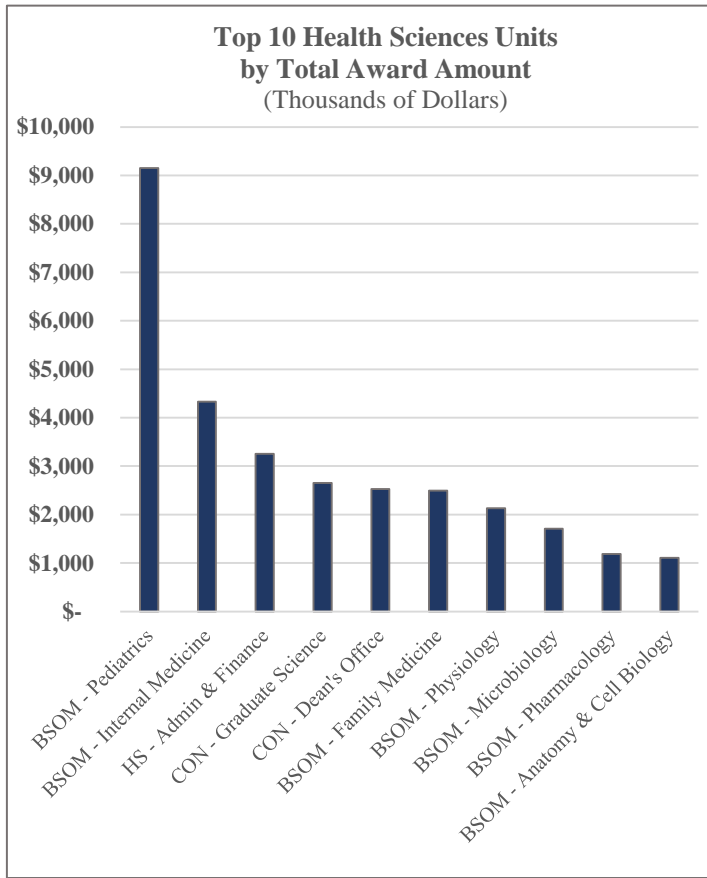
(Thousands of Dollars)

Unit	FY13-14 Amount	FY14-15 Amount	FY15-16 Amount
Health Sciences (HS)			
Brody School of Medicine (BSOM)	\$25,612	\$23,565	\$28,819
College of Allied Health Sciences (CAHS)	755	1,115	833
School of Dental Medicine (SODM)	352	963	494
College of Nursing (CON)	2,512	1,972	5,178
HS Other	320	642	760
Subtotal	\$29,551	\$28,257	\$36,084
Academic Affairs (AA)			
Thomas Harriot College of Arts & Sciences (THCAS)	3,815	3,685	2,709
College of Business (COB)	39	0	6
College of Education (COE)	4,601	1,638	3,119
College of Engineering and Technology (CET)	737	381	934
College of Fine Arts and Communications (CFAC)	29	77	17
College of Health and Human Performance (CHHP)	1,152	1,417	3,104
AA Other	1,508	4,590	2,432
Subtotal	\$11,881	\$11,788	\$12,321
Other			
Division of Research, Econ Dev, & Engagement (REDE)	1,554	4,025	963
Other	37	280	481
Subtotal	\$1,591	\$4,305	\$1,444
Total	\$43,024	\$44,350	\$49,849



2015-2016 Awards by Award Administrative Unit

(Thousands of Dollars)



2015-2016 Awards by Award Administrative Unit

(Thousands of Dollars)

Health Sciences

Unit	Awards	Amount
Brody School of Medicine		
Academic Affairs	3	\$300
Administration And Finance	1	3,250
Anatomy and Cell Biology	6	1,104
Biochemistry	7	681
Bioethics & Interdiscip Stud	1	4
Cardiovascular Sciences	4	352
Dean's Office	1	60
Emergency Medicine	3	100
Family Medicine	17	2,494
Group Practice Administration	1	30
Health Disparities	1	48
Internal Medicine	45	4,332
Microbiology	9	1,706
Obstetrics and Gynecology	2	750
Oncology	1	50
Pathology	3	79
Pediatrics	57	9,149
Pharmacology	7	1,185
Physiology	14	2,131
Psychiatric Medicine	3	213
Public Health	6	161
Radiation And Oncology	5	61
Surgery	9	580

Allied Health Sciences		
Communcation Sci & Disorders	5	\$316
Dean's Office	1	30
Health Services & Info Manage	1	12
Nutrition	1	235
Occupational Therapy	1	73
Physical Therapy	1	150
Rehabilitation Studies	1	16

School of Dental Medicine		
Community Clinics	1	\$2
Foundation Sciences	2	173
Innovation & Discovery	2	146
Office of the Dean	3	170
Pediatrics and Orthodontics	1	3

College of Nursing		
Center for Nursing Leadership	1	\$2,118
Dean's Office	4	408
Graduate Science	8	2,651
Undergrad Science (Senior)	1	1

Health Sciences Other		
Agromedicine Institute	3	\$91
EC Diabetes & Obesity Inst	3	584
Laupus Library	2	85

Academic Affairs

Unit	Awards	Amount
Thomas Harriot College of Arts and Sciences		
Anthropology	2	\$23
Biology	14	901
Chemistry	4	74
Criminal Justice	1	113
Economics	5	156
English	2	31
Geography and Planning	13	484
Geology	6	246
History	2	25
Physics	3	168
Psychology	10	488

Academic Affairs Continued

Unit	Awards	Amount
College of Business		
Bureau of Business Research	1	\$2
Management	1	4

College of Education		
Curriculum and Instruction	1	\$166
Dean's Office	4	2,471
Educational Leadership	1	21
Math, Science, and Inst Tech	5	181
Special Ed, Foundations & Res	3	280

College of Engineering & Technology		
Center for Innovation in Technology & Engineering	22	\$176
Computer Science	1	360
Construction Management	2	142
Dean's Office	2	108
Engineering	5	57
Technology Systems	3	92

College of Fine Arts & Communications		
Dean's Office	4	\$10
School of Art and Design	1	3
School of Music	1	4

College of Health & Human Performance		
Health Education and Promotion	18	\$1,100
Human Development & Fam Sci	7	720
Kinesiology	15	1,252
Recreation and Leisure Studies	2	22
Social Work	1	10

Academic Affairs Other		
Coastal Studies Institute	6	\$235
Enrollment Services	2	4
Graduate School	1	1
Inst for Coastal Science & Pol	18	797
Joyner Library	1	59
Office of the Provost	1	666
TCS - Computer Science	1	\$20
TCS - Engineering	1	10
TCS - Technology Systems	1	(20)
Undergraduate Studies	1	660

Other

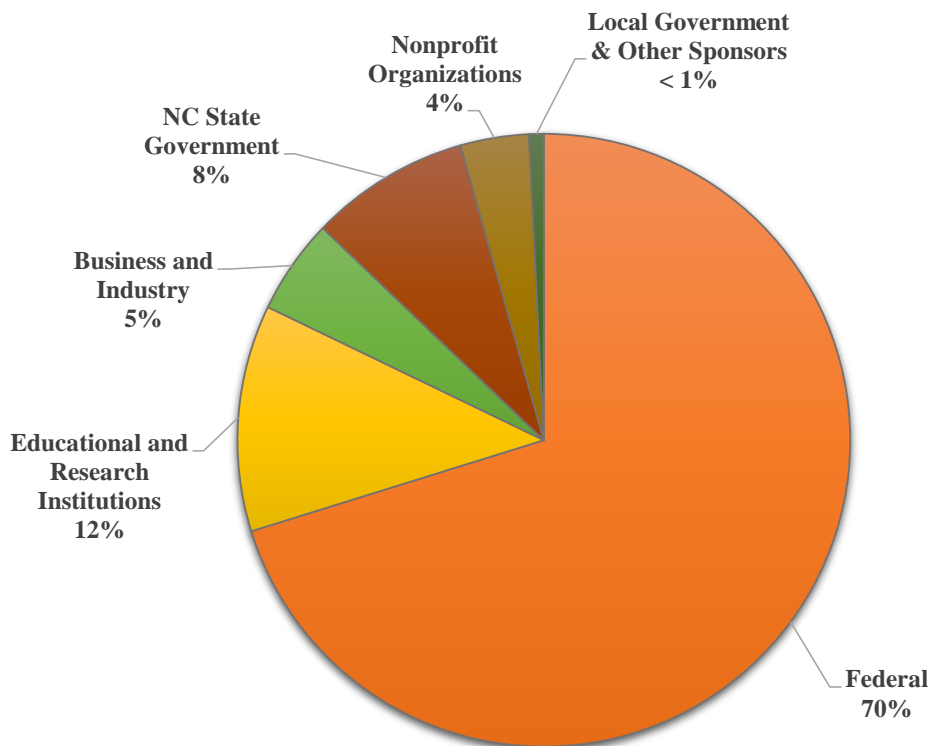
Unit	Awards	Amount
CH - Chief of Staff	1	\$318
REDE - Economic & Community Dev	3	53
REDE - Engagement, Innovation, Economic Deve	5	436
AF - Human Resources	1	5
SA - Recreation Services	2	6
REDE - Vice Chancellor's Office	2	109
SA - Office of The Vice Chancellor	3	150
REDE - Small Bus & Tech Dev	7	365
SA - Student Involvement & Lead	2	2
SA - University Unions	1	1

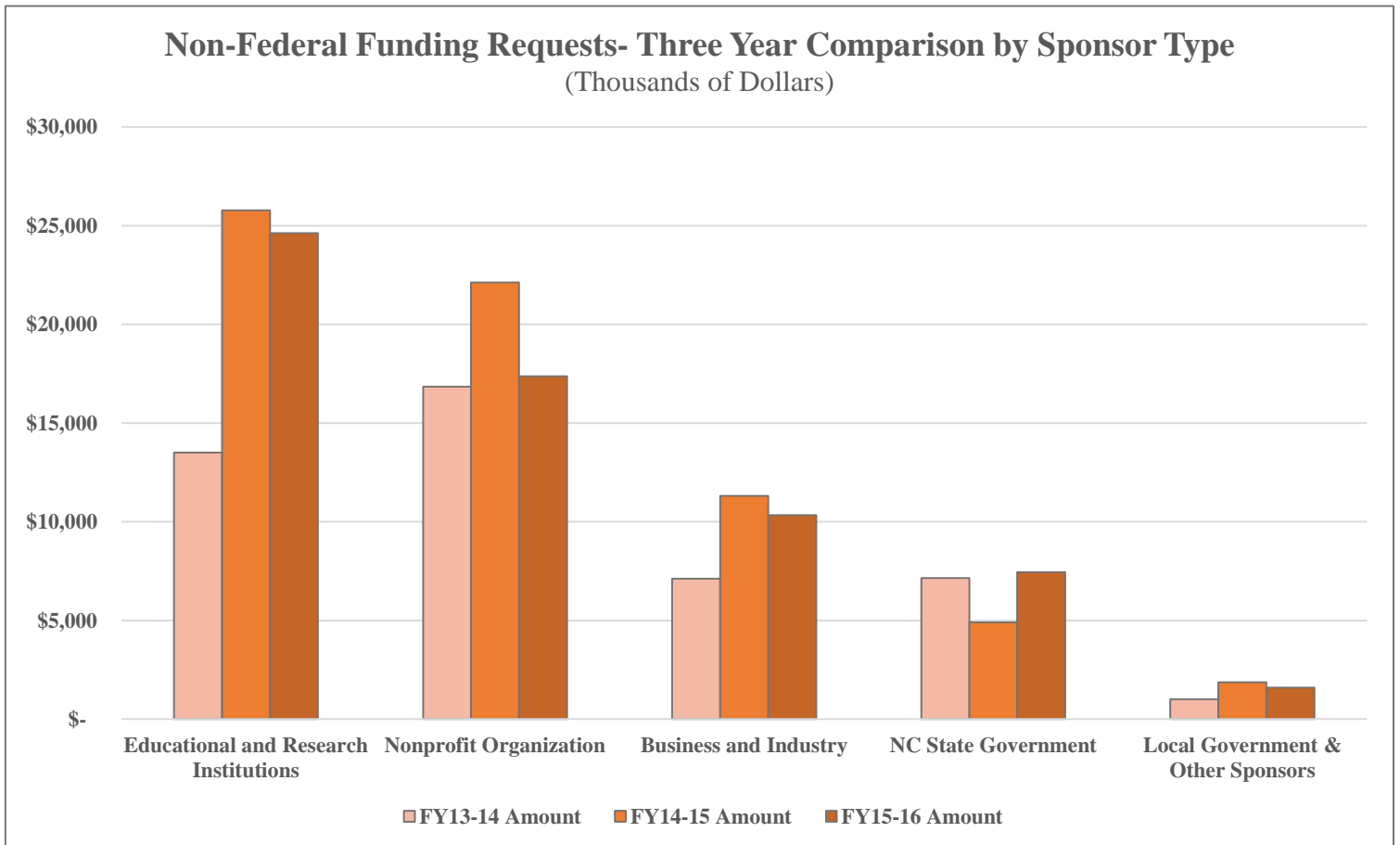
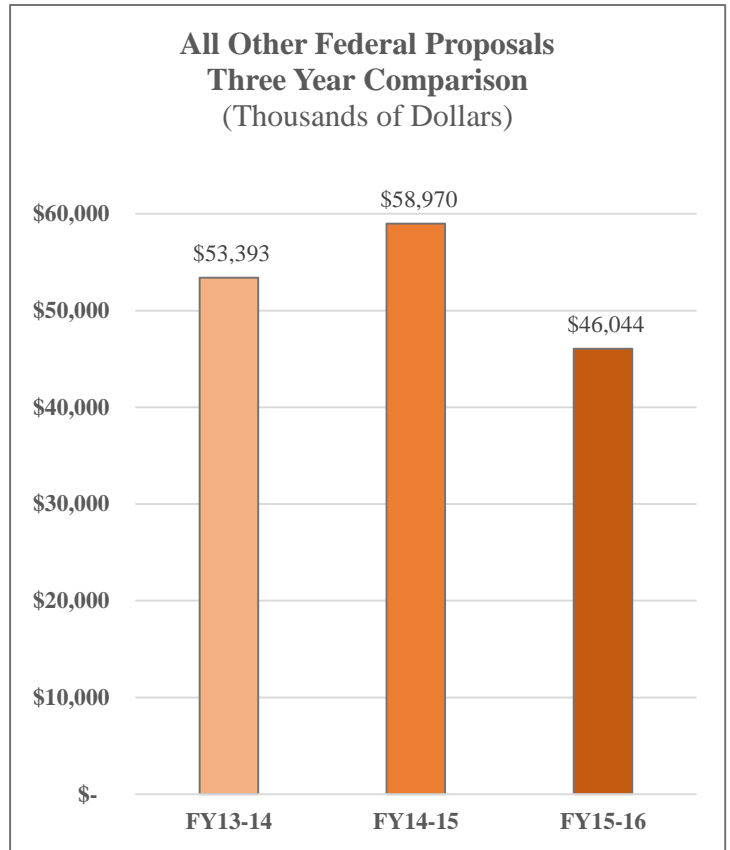
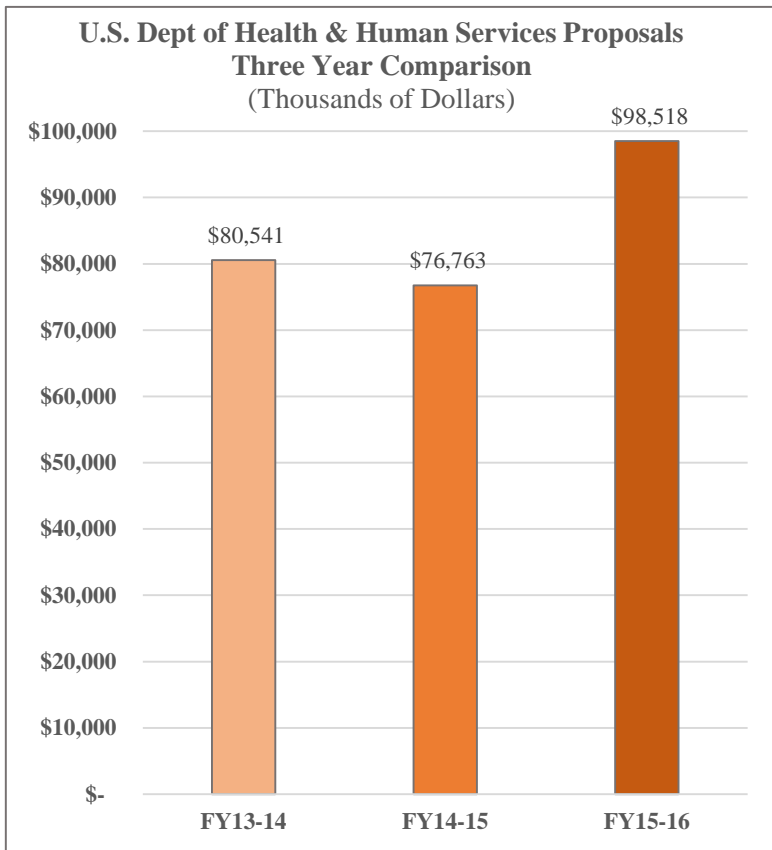
Funding Requests by Sponsor Type

(Thousands of Dollars)

Sponsor Type	FY13-14 Requests	FY14-15 Requests	FY15-16 Requests
Federal	\$133,934	\$135,733	\$144,562
Educational and Research Institutions	13,514	25,782	24,624
Nonprofit Organization	16,842	22,128	17,377
Business and Industry	7,121	11,305	10,327
NC State Government	7,154	4,904	7,444
Local Government	653	953	823
Other Sponsors	352	917	778
Total	\$179,570	\$201,721	\$205,935

FY 15-16 Funding Requests - Percent by Sponsor Type

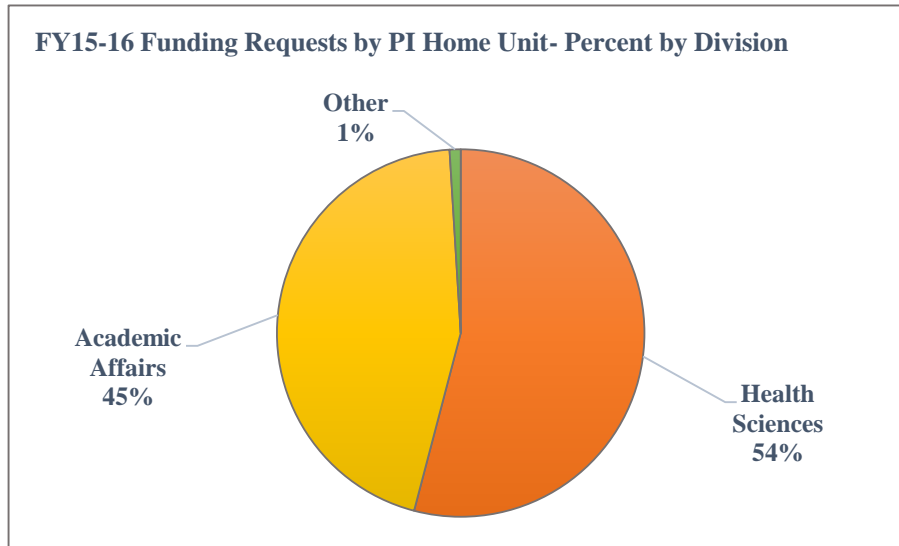




2015-2016 Funding Requests by Principal Investigator Home Unit

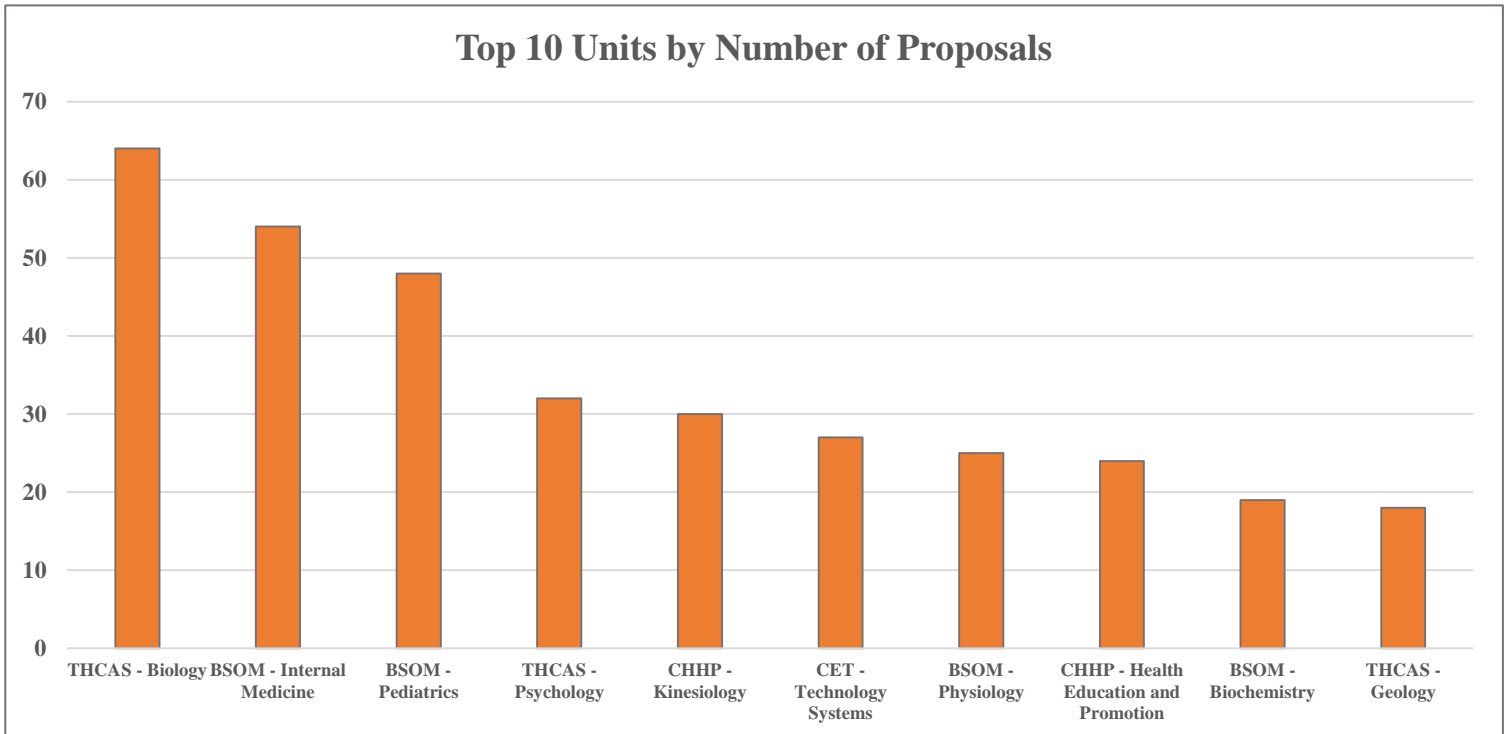
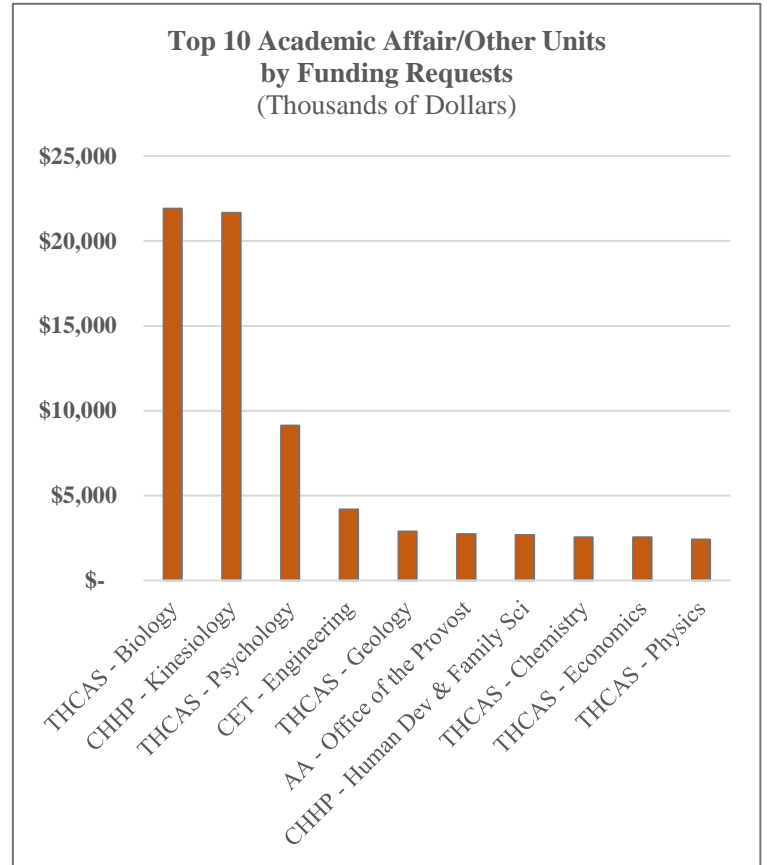
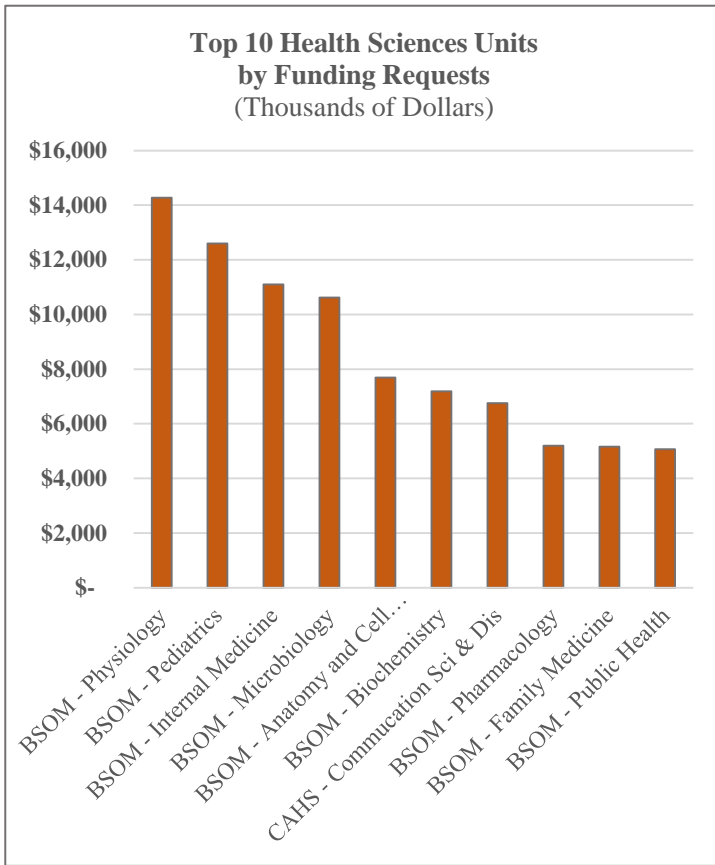
(Thousands of Dollars)

Unit	FY15-16 Requests
Health Sciences (HS)	
Brody School of Medicine (BSOM)	\$92,087
College of Allied Health Sciences (CAHS)	9,627
School of Dental Medicine (SODM)	4,217
College of Nursing (CON)	4,394
HS Other	1,056
Subtotal	\$111,381
Academic Affairs (AA)	
Thomas Harriot College of Arts & Sciences (THCAS)	\$47,090
College of Business (COB)	102
College of Education (COE)	5,656
College of Engineering and Technology (CET)	7,605
College of Fine Arts and Communications (CFAC)	711
College of Health and Human Performance (CHHP)	27,002
AA Other	4,390
Subtotal	\$92,555
Other	
Division of Research, Econ Dev, & Engagement (REDE)	1,858
Other	141
Subtotal	\$1,999
Total	\$205,935



2015-2016 Funding Requests by Principal Investigator Home Unit

(Thousands of Dollars)



2015-2016 Funding Requests by Principal Investigator Home Unit

(Thousands of Dollars)

Health Sciences

Unit	Proposals	Amount
Brody School of Medicine		
Academic Affairs	2	\$2,732
Anatomy and Cell Biology	12	7,692
Biochemistry	19	7,191
Bioethics and Interdisc Stud	1	30
Cardiovascular Sciences	7	775
Comparative Medicine	1	2
Emergency Medicine	7	1,972
Family Medicine	11	5,159
Group Practice Administration	1	49
Health Disparities	6	4,353
Internal Medicine	54	11,096
Microbiology	12	10,615
Obstetrics and Gynecology	2	750
Pathology	3	48
Pediatrics	48	12,603
Pharmacology	16	5,192
Pharmacy	1	1
Physiology	25	14,275
Psychiatric Medicine	3	214
Public Health	12	5,071
Radiation And Oncology	6	72
Surgery	14	2,194

College of Allied Health Sciences		
Biostatistics	2	\$39
Commucation Sci & Dis	7	6,755
Health Services & Info Manage	2	53
Nutrition	6	2,570
Occupational Therapy	1	194
Rehabilitation Studies	1	16

College of Dental Medicine		
Community Clinics	1	\$2
Foundation Sciences	4	3,896
General Dentistry	1	1
Innovation & Discovery	3	319

College of Nursing		
Undergraduate (Junior)	1	\$350
Undergraduate (Senior)	2	63
Graduate Science	8	3,981

Health Sciences Other		
Agromedicine Institute	7	\$990
Laupus Library	1	6
Vice Chancellors Office	1	\$60

Academic Affairs

Unit	Proposals	Amount
Thomas Harriot College of Arts & Sciences		
Anthropology	9	\$1,209
Biology	64	21,910
Chemistry	9	2,542
Criminal Justice	4	1,738
Economics	15	2,541
English	8	690
Foreign Languages	3	\$124
Geography and Planning	13	700
Geology	18	2,896
History	5	238
Math	3	566
Philosophy	3	70
Physics	11	2,416
Political Science	2	200
Psychology	32	9,136
Sociology	2	113

Academic Affairs Continued

Unit	Proposals	Amount
College of Business		
Bureau of Business Research	1	\$2
Marketing	1	100

College of Education		
Center for STEM Education	1	\$117
Counselor and Adult Education	2	88
Dean's Office	3	1,583
Educational Leadership	3	809
Elementary and Middle Grades Education	2	204
Library Science	1	441
Literacy Studies English Education and History Ed	1	10
Math, Science, and Inst Tech	4	1,162
Special Ed, Foundations & Res	5	1,241

College of Engineering & Technology		
Center for Sustainable Tourism	2	\$200
Computer Science	6	2,310
Construction Management	2	230
Dean's Office	5	157
Engineering	19	4,196
Technology Systems	27	512

College of Fine Arts & Communications		
Dean's Office	10	\$392
School of Art & Design	2	304
School of Communication	1	3
School of Music	2	12

College of Health & Human Performance		
Health Education and Promotion	24	\$1,931
Human Development and Family Science	7	2,685
Kinesiology	30	21,666
Recreation and Leisure Studies	10	710
Social Work	1	10

Academic Affairs Other		
Coastal Studies Institute	5	\$187
Enrollment Services	1	3
Graduate School	1	690
Institute for Coastal Sci & Pol	3	10
Joyner Library	4	239
Office of the Provost	1	2,747
Undergraduate Studies	5	515

Other

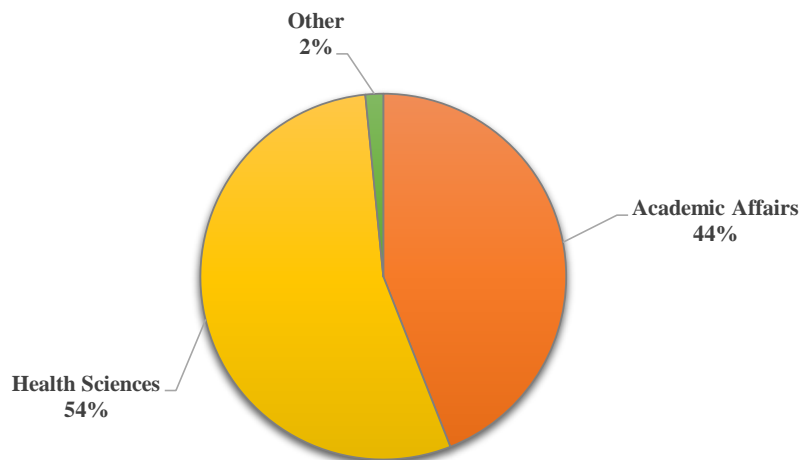
Unit	Proposals	Amount
SA - Dean of Students	1	\$125
REDE - Engagement, Innovation, Economic Dev	8	206
AF - Human Resources	1	5
REDE - Office of Technology Trans	1	1
SA - Recreation Services	2	6
REDE - Small Business and Technology Dev	3	351
SA - Student Involvement & Leadership	3	5
REDE - Vice Chancellors Office	2	1,301

Funding Requests by Award Administrative Unit

(Thousands of Dollars)

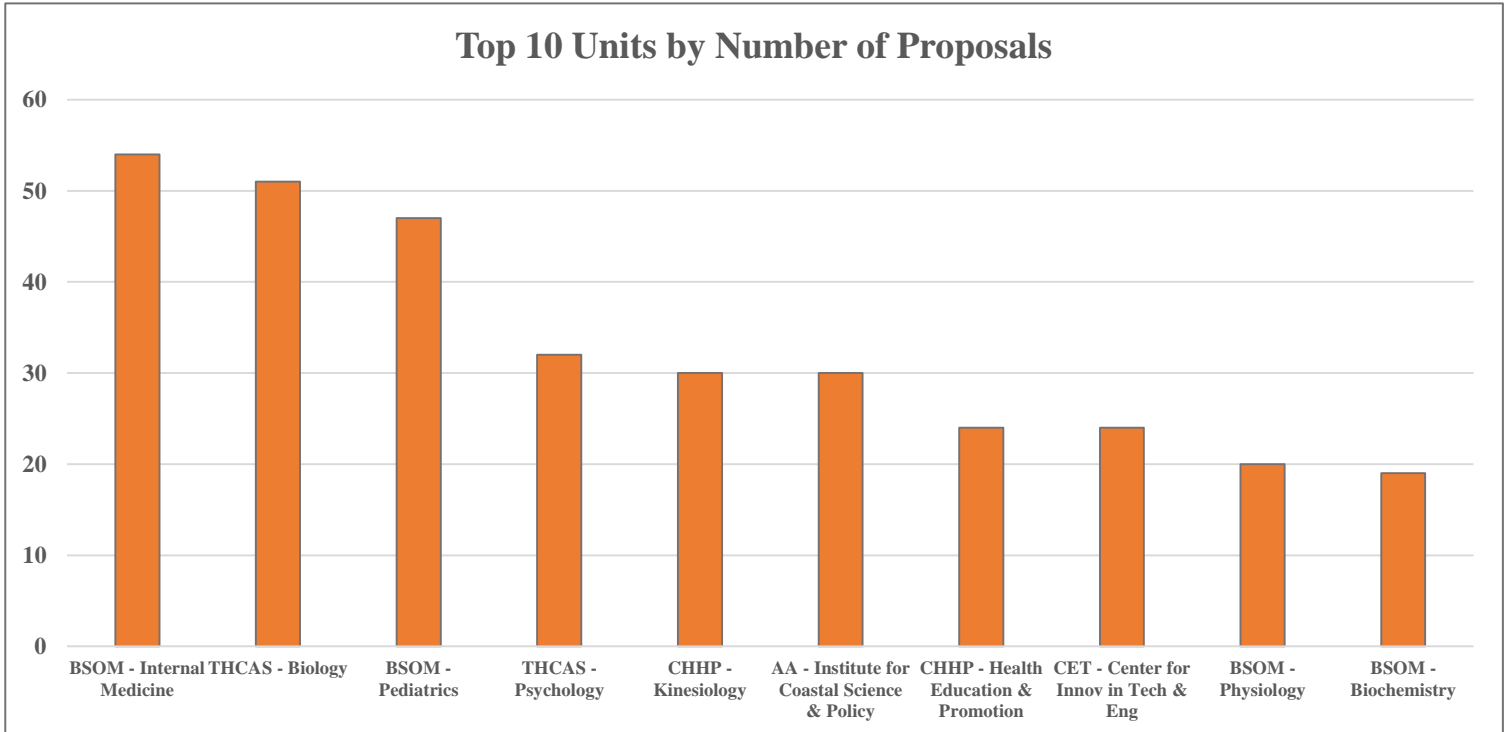
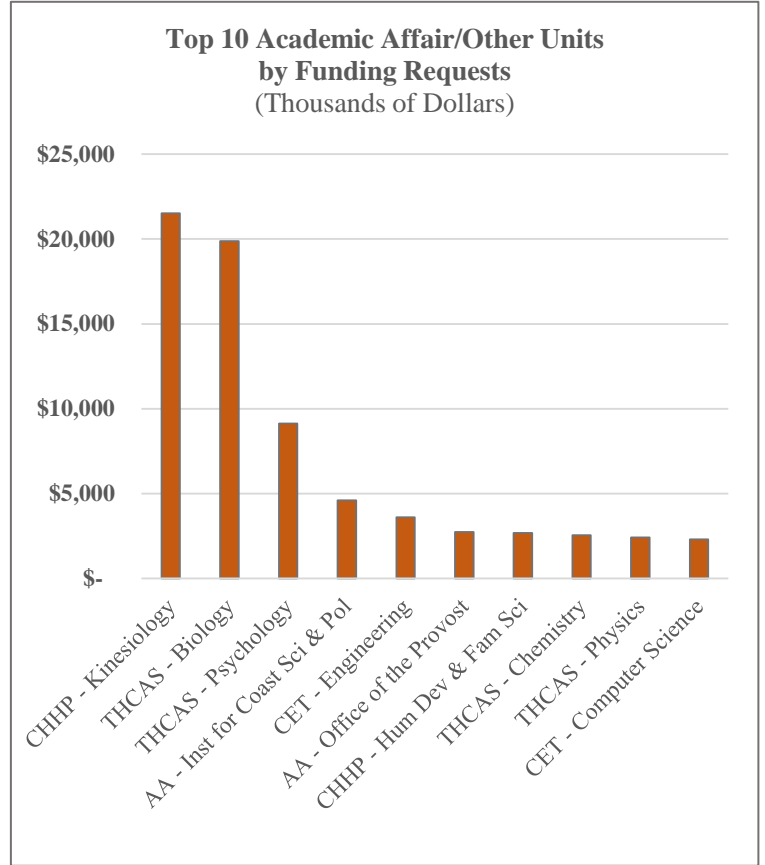
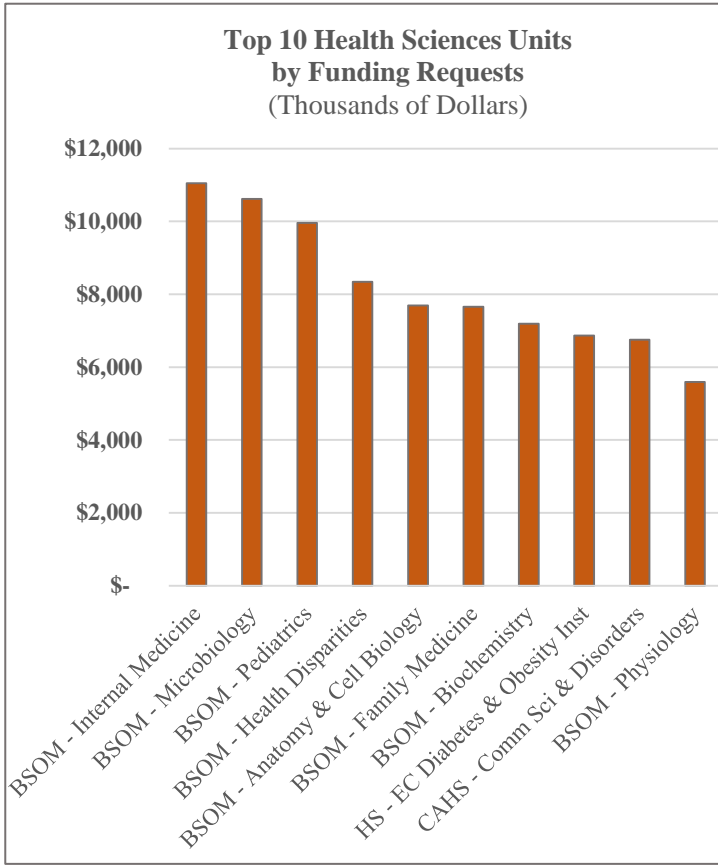
Unit	FY13-14 Requests	FY14-15 Requests	FY15-16 Requests
Health Sciences (HS)			
Brody School of Medicine (BSOM)	\$88,491	\$83,213	\$86,535
College of Allied Health Sciences (CAHS)	7,118	4,812	9,627
School of Dental Medicine (SODM)	919	1,695	3,471
College of Nursing (CON)	4,723	4,695	4,394
HS Other	1,203	6,344	7,950
Subtotal	\$102,454	\$100,759	\$111,977
Academic Affairs (AA)			
Thomas Harriot College of Arts & Sciences (THCAS)	\$33,915	\$40,154	\$42,423
College of Business (COB)	39	16	102
College of Education (COE)	7,087	4,921	5,655
College of Engineering and Technology (CET)	9,416	9,333	7,275
College of Fine Arts and Communications (CFAC)	136	627	411
College of Health and Human Performance (CHHP)	6,237	14,853	26,328
AA Other	7,190	16,796	8,518
Subtotal	\$64,020	\$86,700	\$90,712
Other			
Division of Research, Econ Dev, & Engagement (RED)	5,167	3,842	3,105
Other	7,928	10,420	141
Subtotal	\$13,095	\$14,262	\$3,246
Total	\$179,570	\$201,721	\$205,935

FY15-16 Funding Requests - Percent by Division



2015-2016 Funding Requests by Award Administrative Unit

(Thousands of Dollars)



2015-2016 Funding Requests by Award Administrative Unit

(Thousands of Dollars)

Health Sciences

Unit	Proposals	Amount
Brody School of Medicine		
Academic Affairs	1	\$232
Anatomy and Cell Biology	12	7,692
Biochemistry	19	7,191
Cardiovascular Sciences	4	397
Comparative Medicine	1	2
Dean's Office	1	2,195
Emergency Medicine	7	1,972
Family Medicine	12	7,659
Group Practice Administration	1	49
Health Disparities	10	8,342
Internal Medicine	54	11,046
Microbiology	12	10,615
Obstetrics and Gynecology	2	750
Oncology	1	50
Pathology	2	29
Pediatrics	47	9,957
Pharmacology	16	5,192
Physiology	20	5,594
Psychiatric Medicine	3	214
Public Health	13	5,090
Radiation And Oncology	6	72
Surgery	14	2,194

College of Allied Health Sciences		
Biostatistics	2	\$39
Communication Sci & Dis	7	6,755
Health Services & Info Manage	2	53
Nutrition	6	2,570
Occupational Therapy	1	194
Rehabilitation Studies	1	16

School of Dental Medicine		
Community Clinics	1	\$2
Foundation Sciences	3	616
Innovation & Discovery	4	2,853

College of Nursing		
Center for Nursing Leadership	1	\$690
Dean's Office	4	760
Graduate Science	6	2,943

Health Sciences Other		
Agromedicine Institute	8	\$1,019
East Carolina Diabetes and Obesity Institute	7	6,864
Laupus Library	1	6
Vice Chancellors Office	1	60

Academic Affairs

Unit	Proposals	Amount
Thomas Harriot College of Arts & Sciences		
Anthropology	7	\$770
Biology	51	19,869
Chemistry	9	2,542
Criminal Justice	4	1,738
Economics	8	1,907
English	8	690
Foreign Languages	3	\$124
Geography and Planning	13	700
Geology	7	1,443
History	5	238
Math	3	566
Philosophy	3	70
Physics	11	2,416
Political Science	1	100
Psychology	32	9,136
Sociology	2	113

Academic Affairs Continued

Unit	Proposals	Amount
College of Business		
Bureau of Business Research	1	\$2
Marketing	1	100

College of Education		
Center for STEM Education	1	\$117
Counselor and Adult Education	2	88
Dean's Office	2	1,253
Educational Leadership	3	809
Elementary and Middle Grades Education	2	204
Library Science	1	441
Literacy Studies English Education & History Ed	1	10
Math, Science, and Inst Tech	7	1,162
Special Ed, Foundations & Res	10	1,571

College of Engineering & Technology		
Center for Innovation in Technology & Engineering	24	\$193
Center for Sustainable Tourism	5	458
Computer Science	6	2,310
Construction Management	2	230
Dean's Office	2	108
Engineering	15	3,608
Technology Systems	6	369

College of Fine Arts & Communications		
Deans Office	11	\$396
School of Communication	1	3
School of Music	2	12

College of Health & Human Performance		
Health Education and Promotion	24	\$1,931
Human Development and Fam Sci	7	2,685
Kinesiology	30	21,522
Recreation and Leisure Studies	6	180
Social Work	1	10

Academic Affairs Other		
Coastal Studies Institute	10	\$516
Enrollment Services	1	3
Graduate School	2	691
Institute for Coastal Science & Pol	30	4,598
Joyner Library	4	239
Office of the Provost	1	2,747
Undergraduate Studies	5	515

Other

Unit	Proposals	Amount
REDE - Economic and Community Development	4	\$70
REDE - Engagement, Innovation, Economic Dev	5	436
AF - Human Resources	1	5
SA - Office of The Vice Chancellor	1	125
SA - Recreation Services	2	\$6
REDE - Small Business and Technology Dev	3	351
SA - Student Involvement & Leader	2	4
SA - University Unions	1	1
REDE - Vice Chancellors Office	5	1,459

2015-2016 Affiliated Center Proposal & Award Data

(Thousands of Dollars)

The following report outlines the portion of the overall Fiscal Year 2015-2016 awards and funding requests that are affiliated with a center or institute. This activity is captured in reports summarizing projects by Principal Investigator home and award administrative home units. In instances where projects are affiliated with more than one center or institute, the total award or funding request amount is fully associated with each.

Awards			
Unit	Affiliated Center	Awards	FY15-16 Amount
Health Sciences (HS)			
HS	Agromedicine Institute	7	\$1,781
BSOM	Center for Health Disparities	4	413
HS	East Carolina Diabetes and Obesity Institute	14	2,908
BSOM	Telemedicine Center	1	300
Academic Affairs (AA)			
THCAS	Center for Biodiversity	1	20
THCAS	Center for Hazard Research	8	366
CET	Center for Innovation in Technology & Engineering	23	183
AA	Coastal Studies Institute	6	239
CHHP	Human Performance Lab	4	850
AA	Institute for Coastal Science and Policy	15	572
COE	STEM Center	1	9
Other			
REDE	Small Business and Technology Development	7	365
Total		68	\$7,823

Funding Requests			
Unit	Affiliated Center	Proposals	FY15-16 Amount
Health Sciences (HS)			
HS	Agromedicine Institute	9	\$3,392
HS	Center for Health Disparities	18	18,398
BSOM	East Carolina Diabetes and Obesity Institute	26	17,415
BSOM	Telemedicine Center	1	1,200
Academic Affairs (AA)			
THCAS	Center for Hazard Research	5	990
CET	Center for Innovation in Technology & Engineering	24	191
CET	Center for Sustainable Tourism	6	2,457
AA	Coastal Studies Institute	10	1,303
CHHP	Human Performance Lab	5	6,909
AA	Institute for Coastal Science and Policy	23	3,526
COE	STEM Center	3	1,462
Other			
REDE	Small Business and Technology Development	3	351
Total		103	\$54,946

ECU Physicians/Brody Service Contracts

In Fiscal Year 2015-2016, the Office of Sponsored Programs recorded contracts generated through the Brody School of Medicine Practice Plan. The information below is a summary of 212 medical service provisions for Fiscal Year 2015-2016.

Type	Amount (Thousands)
Nonprofit Organization	\$37,502
Business and Industry	12,173
State Government (NC)	2,565
Local Government	582
Other Sponsors	306
Educational and Research Institutions	5
Total	\$53,134

Unit	Amount (Thousands)
Brody School of Medicine	\$52,884
Division of Finance and Administration	143
East Carolina Heart Institute	84
Office of the VC for Health Sciences	23
Total	\$53,134

