



Fiscal Year 2016-2017 Report of Sponsored Program Activity
Research, Economic Development, and Engagement

Office of Sponsored Programs & Office of Grants and Contracts



2
0
1
7

Table of Contents

Fiscal Year Summary.....	5
Expenditures	
Expenditures by Sponsor Type.....	6
Expenditures by Unit.....	8
Expenditures by Cost Type.....	11
Effective F&A Rates.....	11
Expenditures by Category.....	12
Awards	
Awards by Sponsor Type.....	13
Awards by PI Home Unit.....	15
Proposals	
Funding Requests by Sponsor Type.....	18
Funding Requests by PI Home Unit.....	20
Affiliated centers or institutes	
Awards and Funding Requests.....	24
ECUP/BSOM Contracts	
Contracts by Category.....	25

Interpreting the Data

There are three traditional ways of reporting an institution's sponsored program activity: award expenditures, awards received, and proposals submitted. The following explanations of these data types will assist in correct interpretation of this annual report.

Expenditures

Expenditure reports provide the most accurate measure of sponsored activity. Actual expenditures during a defined time period (fiscal year) provide a consistent basis on which to compare sponsored program activity over a period of years, between University units, and with other universities. Expenditures are reported by fiscal year, regardless of the starting and ending dates of the awards. Expenditures rarely equal awards in a sponsored programs portfolio. In some cases, the University does not expend all the funds committed for each award. Fee for service agreements, especially clinical trials when enrollment targets are not met, can have expenditures well below award amount. Thus, expenditure data is the most reliable for trend analysis and internal and external comparisons.

The Office of Grants & Contracts oversees the financial management of grants and contracts in the Banner financial system and provides the annual expenditure data.

Awards

The award amount is the sponsor's funding obligation to the University; the University may spend less than or up to that amount during the award period but may not spend more. Awards reported in a fiscal year period include new funds for a new project, supplemental funds for an existing project, additional funds for a project extension, and annual incremental funding received for a multi-year project. Because award reports include both single-year and multi-year award totals, they are not a reliable predictor of expenditures for the coming year. Although not the most accurate means of quantifying sponsored project activity, awards are often used by external entities as the proxy for expenditures when reporting on the sponsored projects portfolio and when comparing institutions.

The Office of Sponsored Programs receives awards on behalf of the University and captures award data in the Research Administration Management System and electronic Submission (RAMSeS) database.

Proposals

Proposal data reports include all new funds requested, whether for a single year or a multi-year project, during the fiscal year. The request may be in a new proposal for a new project period, in a new proposal for repeat of a previously funded project, in a supplemental funding request for the same project period, or in an additional funding request for a project extension. Because the request for funds may occur in an earlier year than receipt of award, calculating proposal success rates by comparing proposals and awards and using proposal data is not appropriate.

The Office of Sponsored Programs approves all proposals for submission on behalf of the University and captures proposal data in the Research Administration Management System and electronic Submission (RAMSeS) database.

Four Year Summary of Sponsored Program Activity
(Thousands of Dollars)

Grants and Contracts				
Expenditures				
	FY 13-14	FY 14-15	FY 15-16	FY 16-17
Total	\$34,687	\$35,165	\$38,431	\$38,385

Sponsored Programs								
Awards								
	FY 13-14		FY 14-15		FY 15-16		FY 16-17	
	Awards	Amount	Awards	Amount	Awards	Amount	Awards	Amount
Total	430	\$43,024	448	\$44,350	470	\$49,849	406	\$45,461

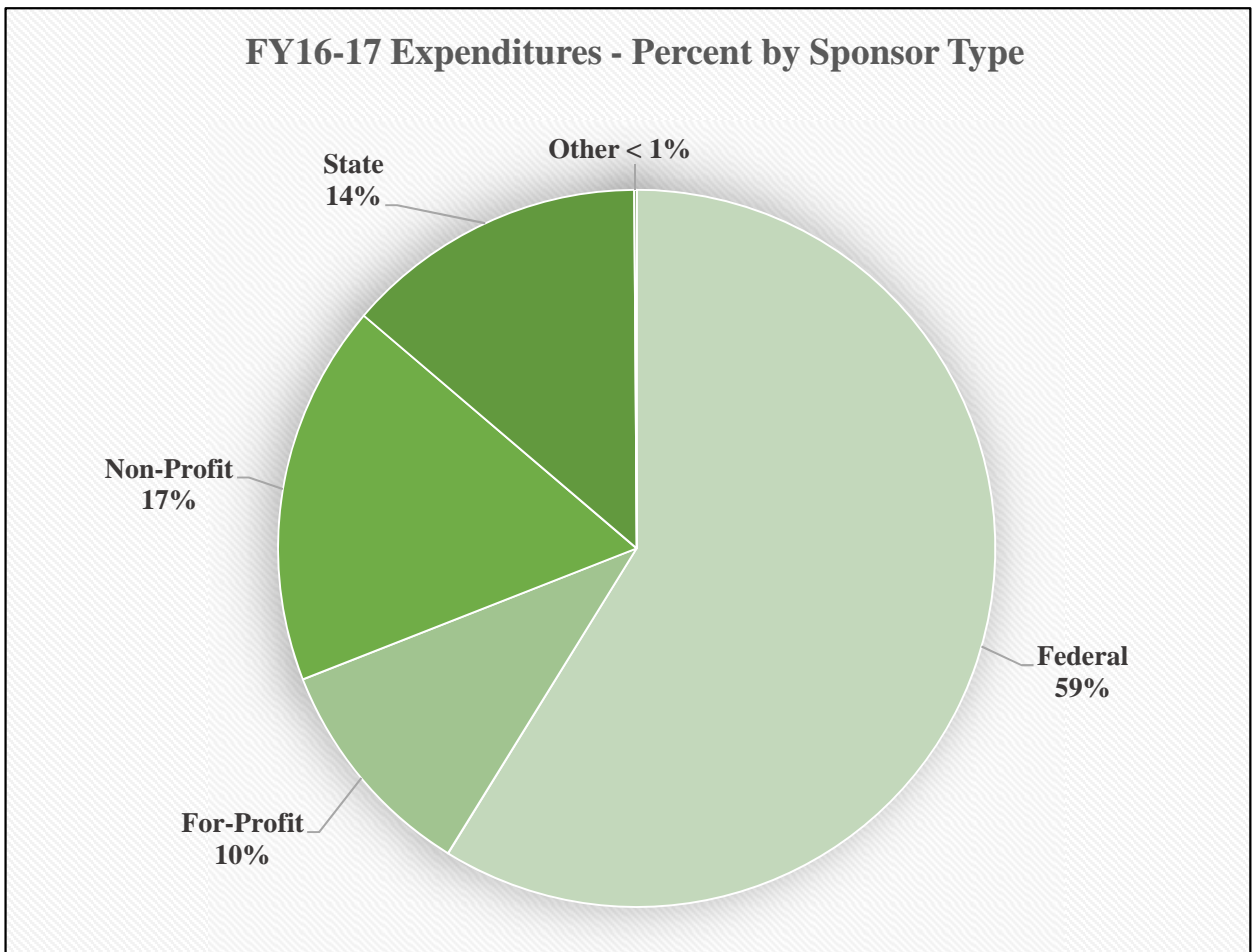
Sponsored Programs								
Proposals								
	FY 13-14		FY 14-15		FY 15-16		FY 16-17	
	Proposals	Requested	Proposals	Requested	Proposals	Requested	Proposals	Requested
Total	663	\$179,570	713	\$201,721	723	\$205,935	669	\$232,705

ECU Physicians				
Brody Service Contracts				
	FY 13-14	FY 14-15	FY 15-16	FY 16-17
Total	\$43,373	\$45,625	\$53,134	\$53,520

Expenditures by Sponsor Type

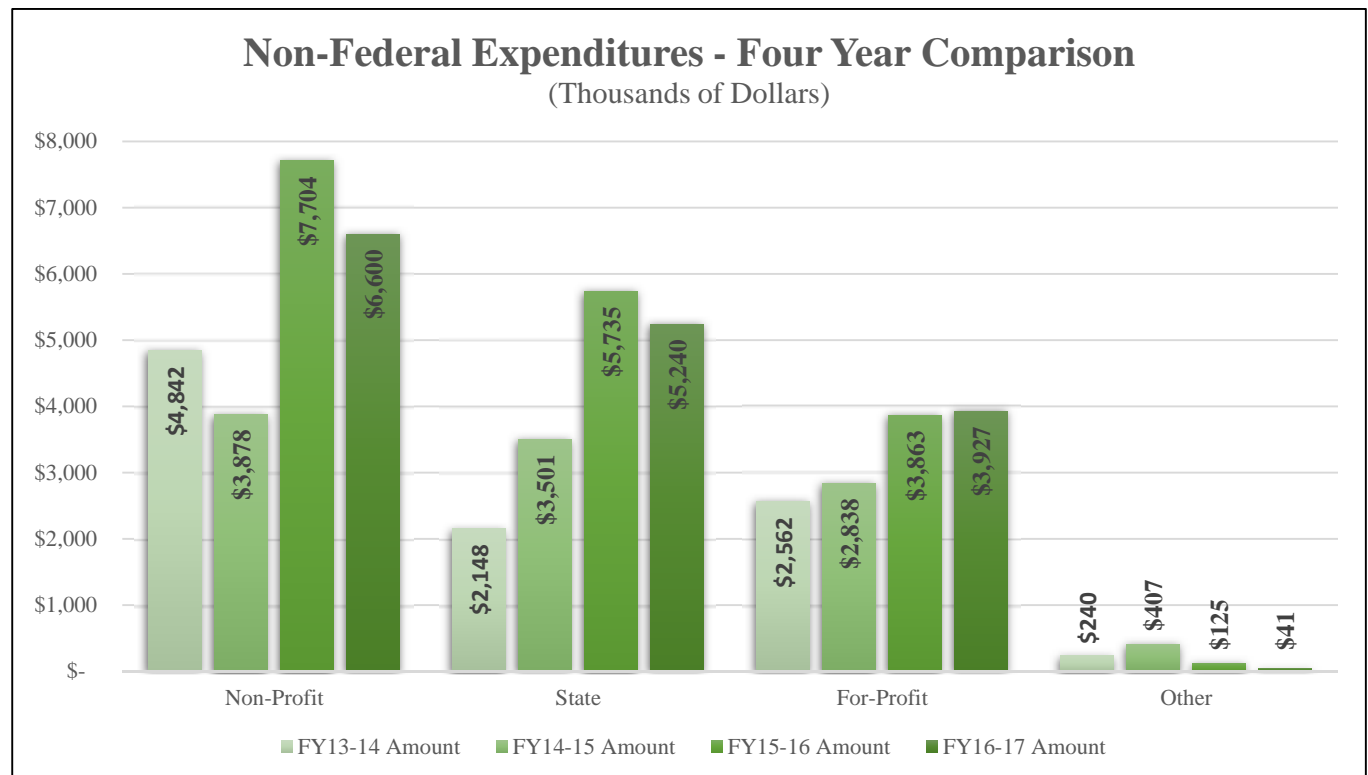
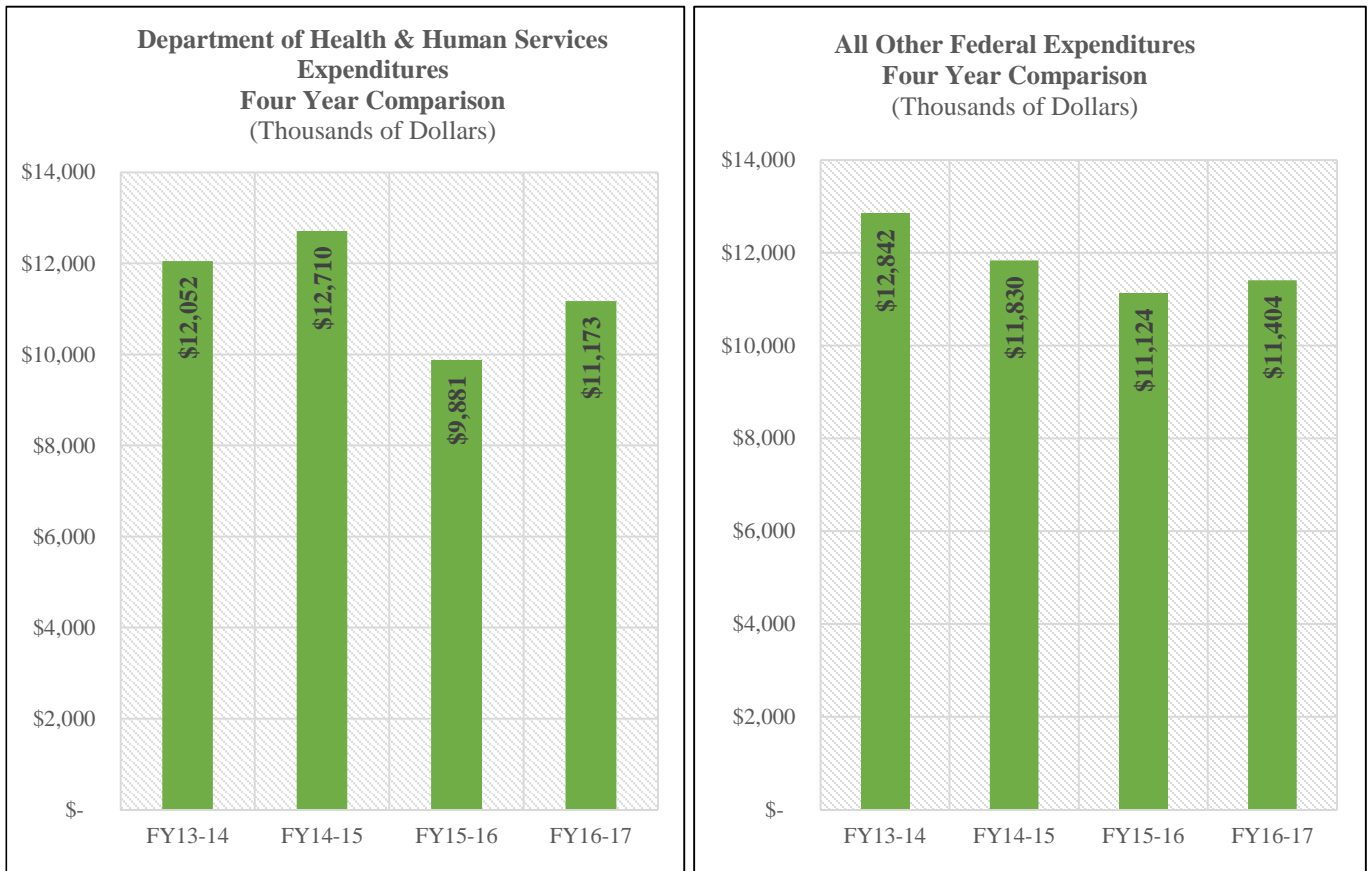
(Thousands of Dollars)

Sponsor Type	FY13-14 Amount	FY14-15 Amount	FY15-16 Amount	FY 16-17 Amount
Federal	\$24,894	\$24,540	\$21,005	\$22,577
Non-Profit	4,842	3,878	7,704	6,600
State	2,148	3,501	5,735	5,240
For-Profit	2,562	2,838	3,863	3,927
Local Government	240	347	114	25
Other	0	60	11	16
Total	\$34,687	\$35,165	\$38,431	\$38,385



Expenditures by Sponsor Type

(Thousands of Dollars)

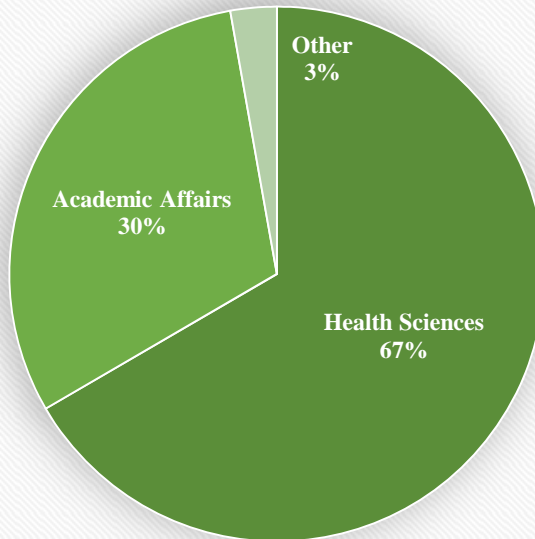


Expenditures by Unit

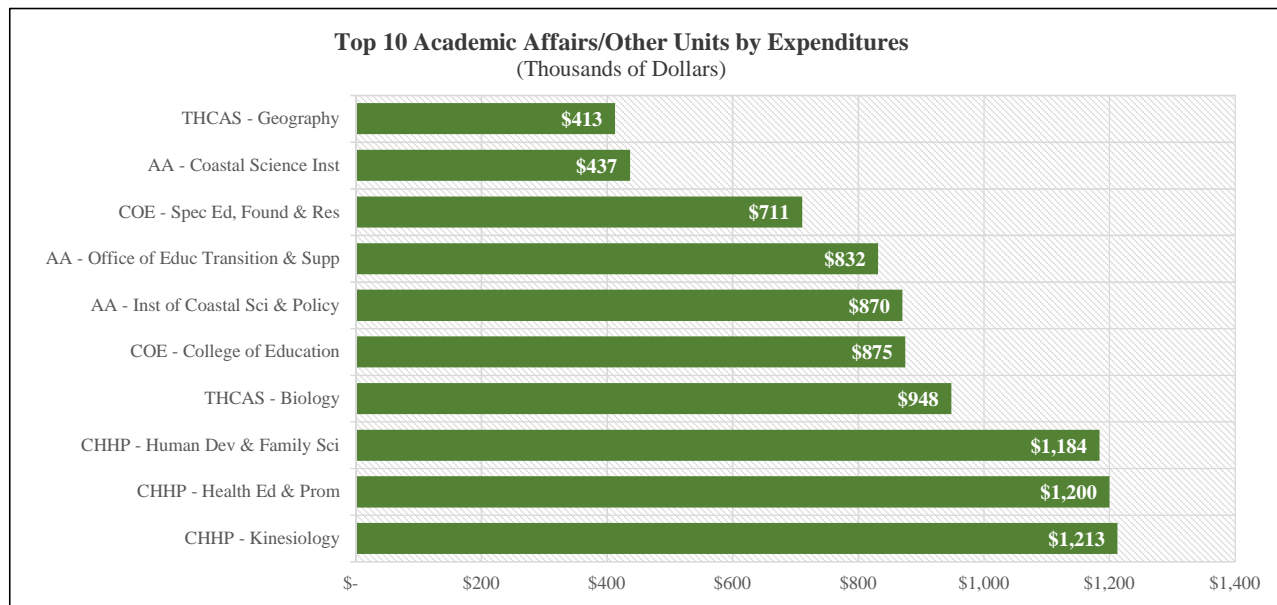
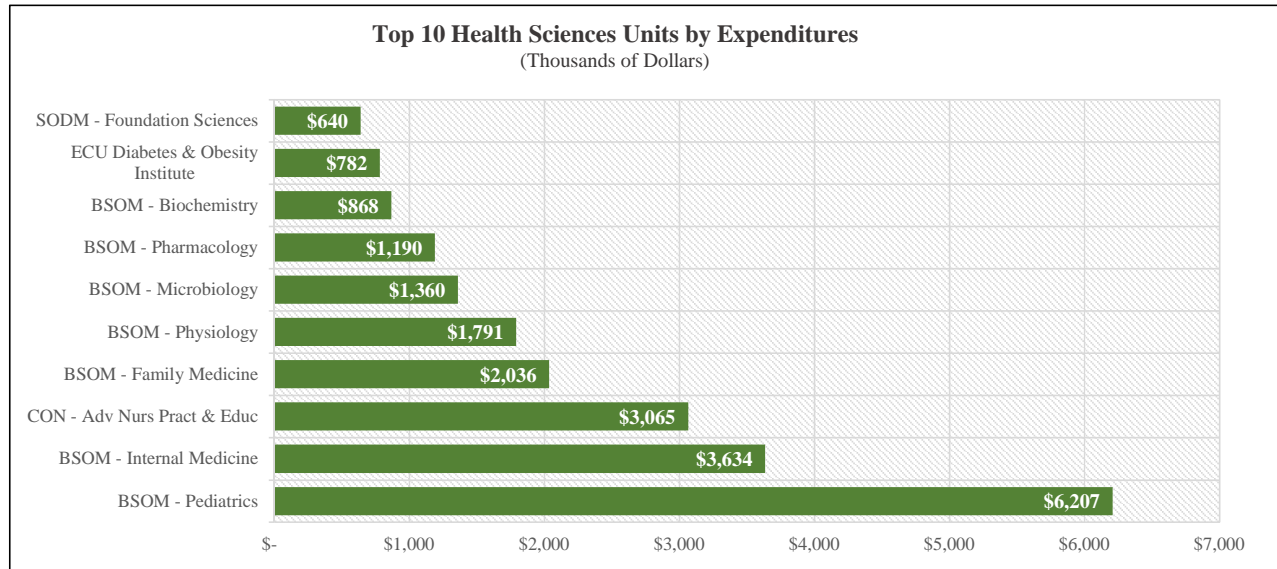
(Thousands of Dollars)

Unit	FY13-14 Amount	FY14-15 Amount	FY15-16 Amount	FY16-17 Amount
Health Sciences (HS)				
Brody School of Medicine (BSOM)	\$17,724	\$17,902	\$19,681	\$19,693
College of Allied Health Sciences (CAHS)	301	597	1,133	841
School of Dental Medicine (SODM)	647	629	405	841
College of Nursing (CON)	1,787	1,607	2,452	3,065
HS Other	582	464	724	1,131
Subtotal	\$21,041	\$21,199	\$24,394	\$25,572
Academic Affairs (AA)				
Thomas Harriot College of Arts & Sciences (THCAS)	4,578	4,479	3,281	2,865
College of Business (COB)	69	61	6	6
College of Education (COE)	3,146	3,476	2,051	2,170
College of Engineering and Technology (CET)	641	789	744	737
College of Fine Arts and Communications (CFAC)	28	53	30	36
College of Health and Human Performance (CHHP)	1,416	1,191	2,590	3,584
AA Other	2,944	3,151	2,613	2,342
Subtotal	\$12,822	\$13,200	\$11,315	\$11,739
Other				
Division of Research, Econ Dev, & Engagement (REDE)	818	706	2,192	691
Other	5	60	530	384
Subtotal	\$823	\$766	\$2,722	\$1,075
Total	\$34,687	\$35,165	\$38,431	\$38,385

FY16-17 Expenditures - Percent by Division



2016-2017 Expenditures by Unit



2016-2017 Expenditures by Unit
(Thousands of Dollars)

Health Sciences

Unit	Projects	Amount
Brody School of Medicine		
Academic Affairs	5	\$301
Anatomy	12	591
Biochemistry	13	868
Bioethics and Interdisciplinary Studies	1	3
Center for Health Disparities	4	89
East Carolina Heart Institute	18	226
Emergency Medicine	6	139
Family Medicine	19	2,036
Internal Medicine	104	3,634
Leo Jenkins Cancer Center	1	0
Microbiology	11	1,360
Obstetrics and Gynecology	3	358
Pathology	5	33
Pediatrics	114	6,207
Pharmacology	13	1,190
Physicians Administrator	2	46
Physiology	27	1,791
Psychiatric Medicine	5	156
Public Health	13	237
Radiation Oncology	8	1
Surgery	20	427

College of Allied Health Sciences		
College of Allied Health Sciences	2	\$45
Communication Science & Disorders	11	312
Health Services and Information Management	1	11
Nutrition Science	2	145
Occupational Therapy	4	202
Physical Therapy	1	17
Rehabilitation Studies	3	108

School of Dental Medicine		
Foundational Sciences and Health Services	1	\$640
School of Dental Medicine	8	201

College of Nursing		
Advanced Nursing Practice and Education	21	3,065

Health Sciences Other		
Agromedicine	9	\$209
ECU Diabetes and Obesity Institute	7	782
Laupus Library	2	78
Vice Chancellor Administration	1	61

Academic Affairs

Unit	Projects	Amount
Thomas Harriot College of Arts & Sciences		
Anthropology	4	\$69
Biology	38	948
Chemistry	9	274
Criminal Justice	2	179
Economics	10	68
English	5	87
Geography	21	413
Geology	11	235
History	5	49
Math	1	10
Physics	7	180
Psychology	18	357
Sociology	1	(5)

Academic Affairs Continued

Unit	Projects	Amount
College of Business		
College of Business	1	\$3
Marketing	1	3

College of Education		
College of Education	6	\$875
Elementary and Middle Grades Education	2	54
Interdisciplinary Profession	5	204
Math, Science, and Instructional Technology	6	326
Special Education, Foundation and Research	8	711

College of Engineering & Technology		
Center for Sustainability	3	\$46
College of Engineering & Technology	2	169
Computer Science	5	140
Construction Management	4	73
Engineering	17	218
Technology Systems	4	89

College of Fine Arts & Communications		
College of Fine Arts and Communication	8	\$32
School of Music	1	4

College of Health & Human Performance		
Health Education and Promotion	37	\$1,200
Human Development and Family Science	8	1,184
Human Performance Lab	2	(69)
Kinesiology	23	1,213
Recreation and Leisure Studies	7	20
Social Work	2	37

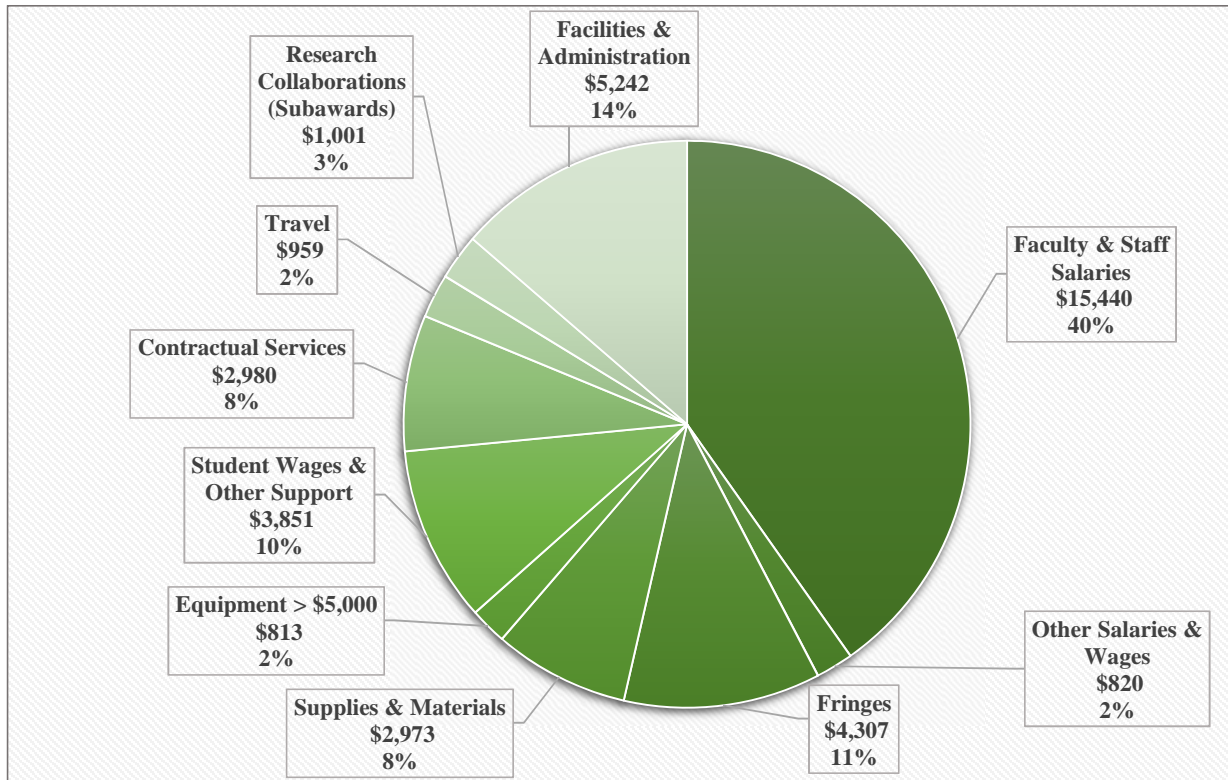
Academic Affairs Other		
Coastal Studies Institute	16	\$437
Enrollment Services	1	4
Graduate School	1	131
Institute for Coastal Science and Policy	32	870
Joyner Library	3	59
Office of Educational Transition Activities & Support	11	832
Office of Global Affairs	1	10

Other

Unit	Projects	Amount
REDE - Innovation and Economic Development	31	\$368
SA - Intergenerational Community Center	5	271
CH - Police	1	1
REDE - Public Service & Community Relations	1	90
SA - Recreation Wellness Education	1	4
Engagement	1	3
REDE - Small Business & Technology Dev Center	6	230
SA - Student Affairs	2	106
SA - Student Involvement and Leadership	1	1
SA - Student Leadership & Service Learning	2	1

2016-2017 Expenditures by Cost Type

(Thousands of Dollars)

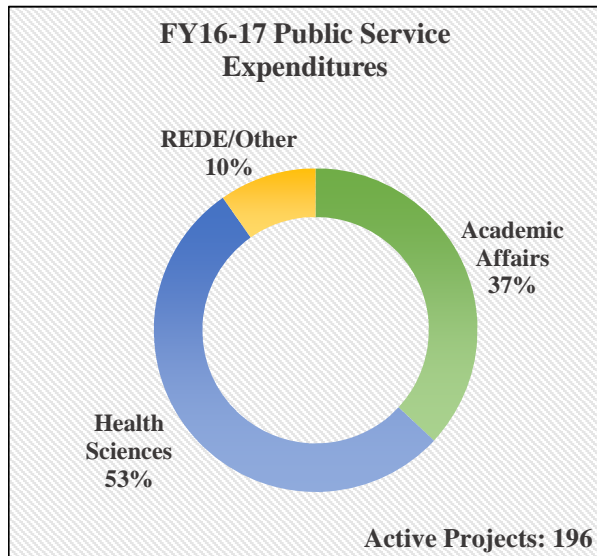
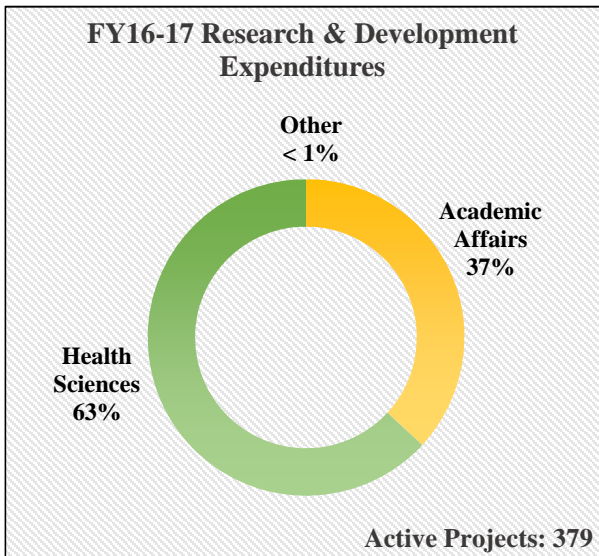
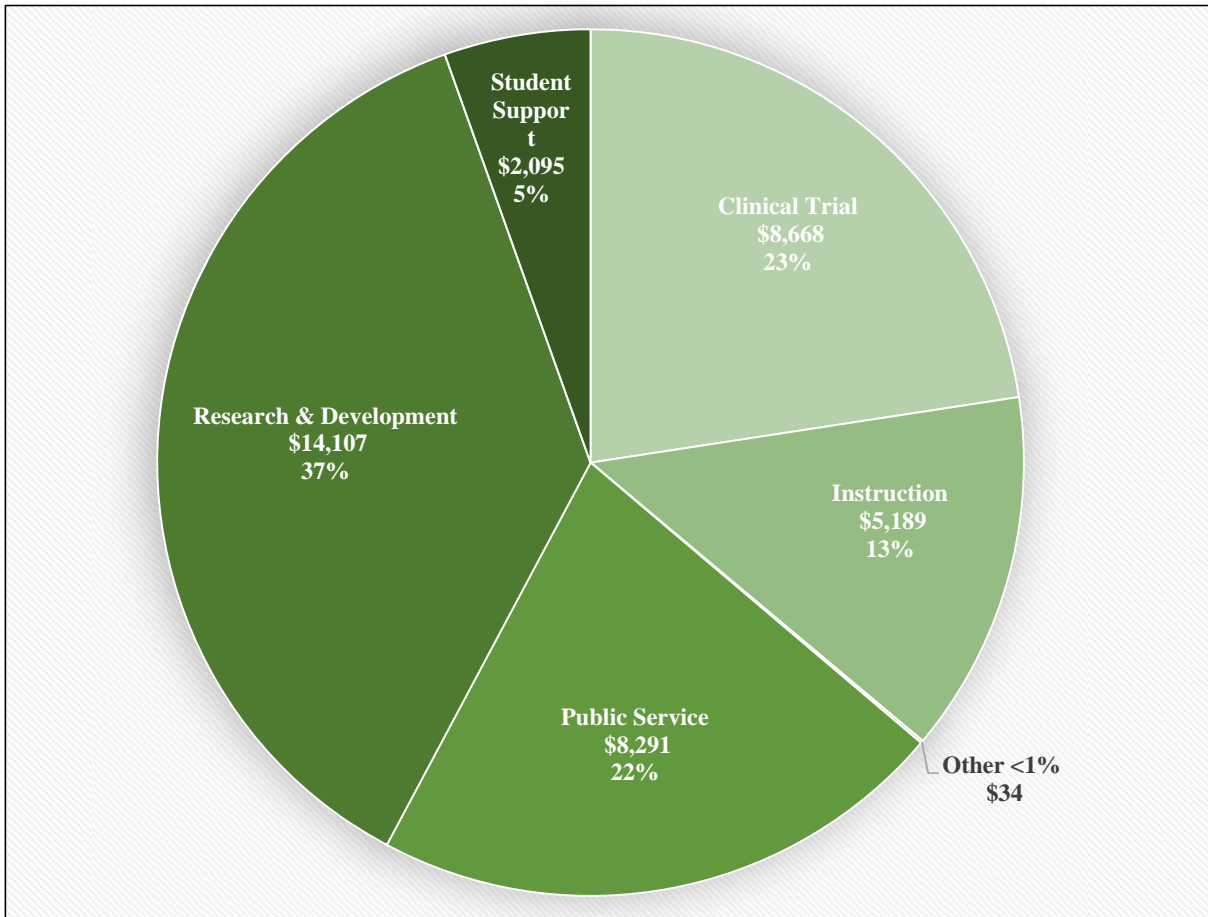


Effective F&A Rates

(Thousands of Dollars)

	FY13-14 Effective Rate on TDC	FY14-15 Effective Rate on TDC	FY15-16 Effective Rate on TDC	FY16-17 Effective Rate on TDC	FY 16-17 F&A	FY 16-17 Total Direct Costs
Health Sciences						
BSOM	17.30%	19.27%	18.26%	17.70%	\$2,962	\$16,732
CAHS	17.24	30.26	17.73	23.24	159	683
CON	3.22	4.04	5.34	7.83	222	2,842
SODM	2.02	0.19	6.38	3.57	29	812
HS OTHER	3.43	4.65	17.25	26.21	235	896
Academic Affairs						
CET	11.47	4.58	8.00	10.09	68	669
COB	23.20	21.95	5.12	0.00	0	6
COE	7.09	7.30	5.28	5.78	119	2,051
CFAC	19.50	4.44	0.49	2.90	1	35
CHHP	25.12	30.14	17.77	18.48	559	3,025
THCAS	19.50	22.30	22.09	22.92	534	2,330
AA/OTHER	20.26	15.36	13.57	14.62	348	2,378
Other						
REDE	8.97	1.66	1.51	1.13	8	684
TOTAL	14.66%	15.54%	14.99%	15.82%	\$5,242	\$33,143

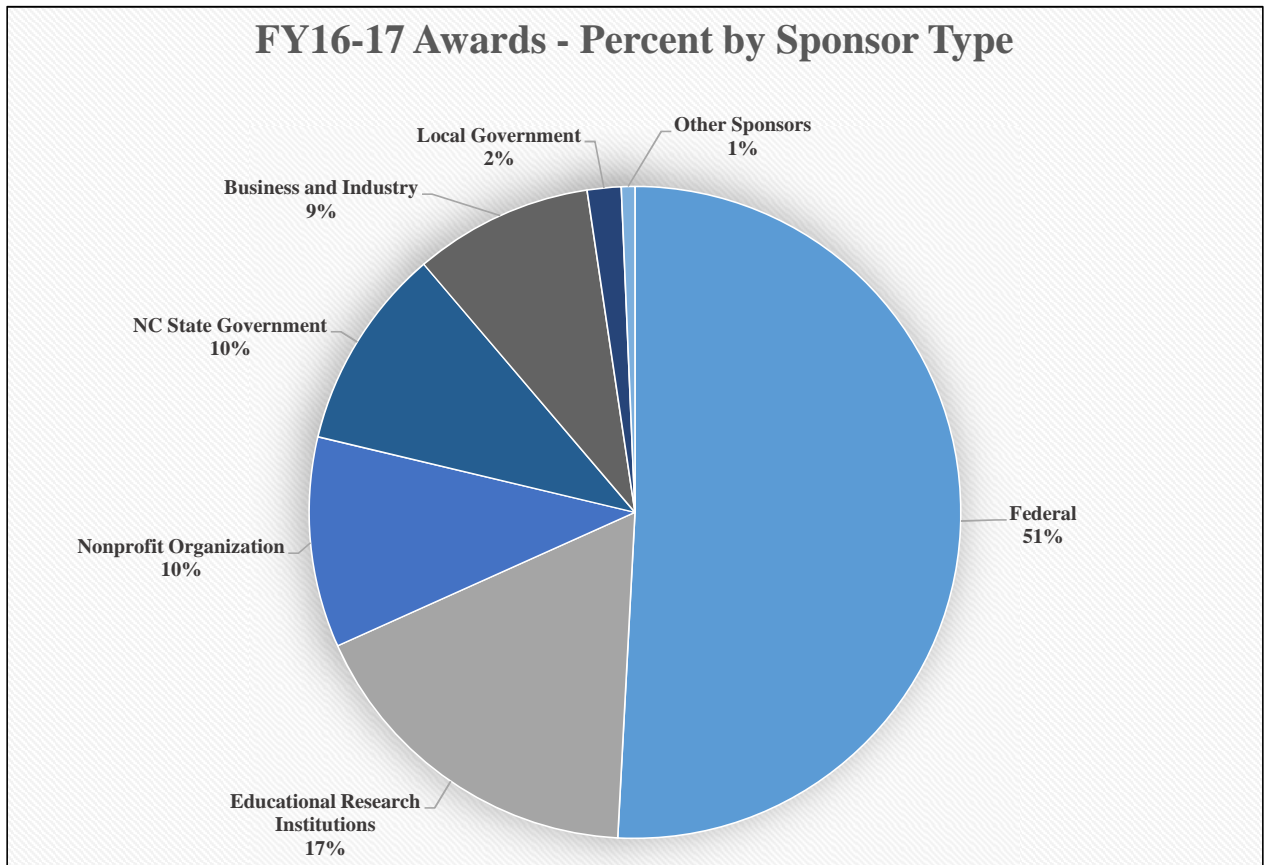
2016-2017 Expenditures by Category
(Thousands of Dollars)



Awards by Sponsor Type
(Thousands of Dollars)

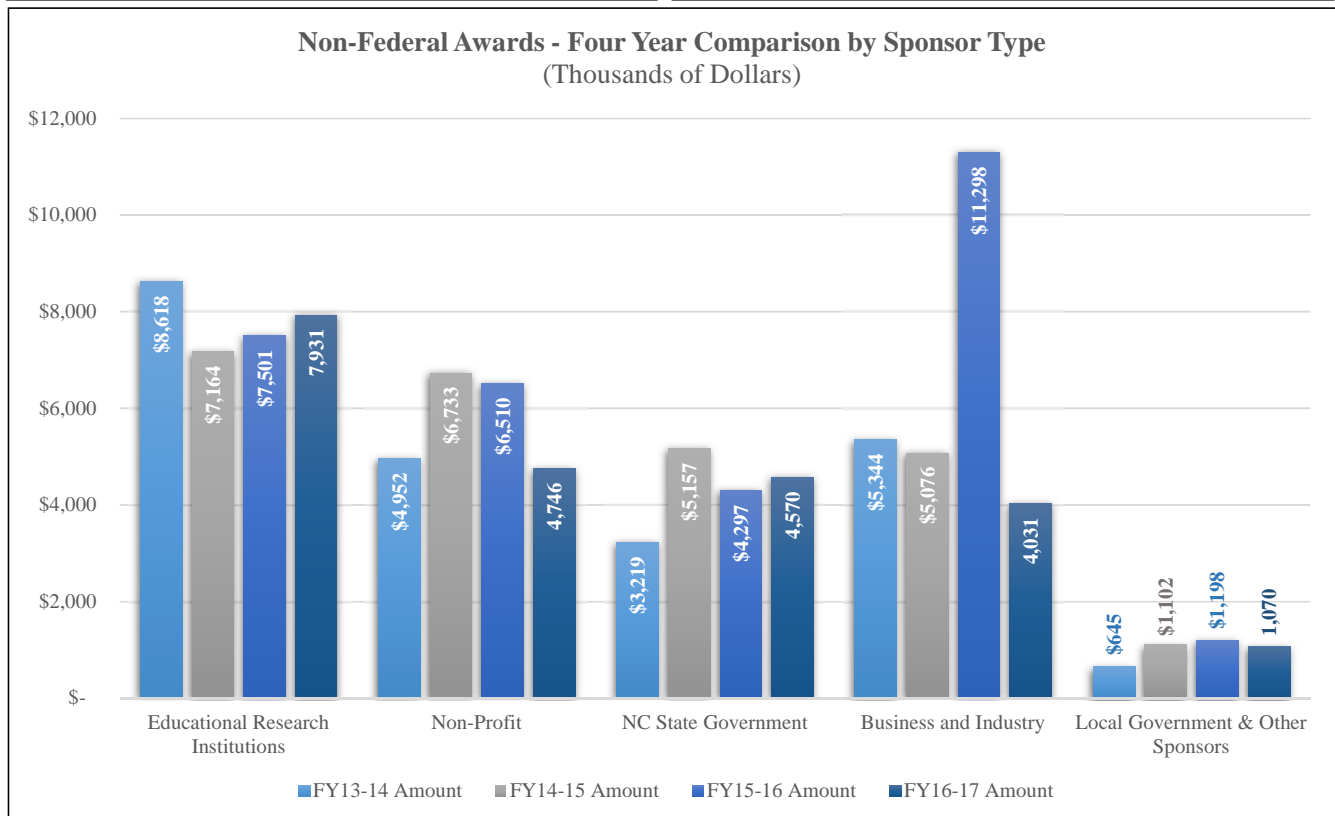
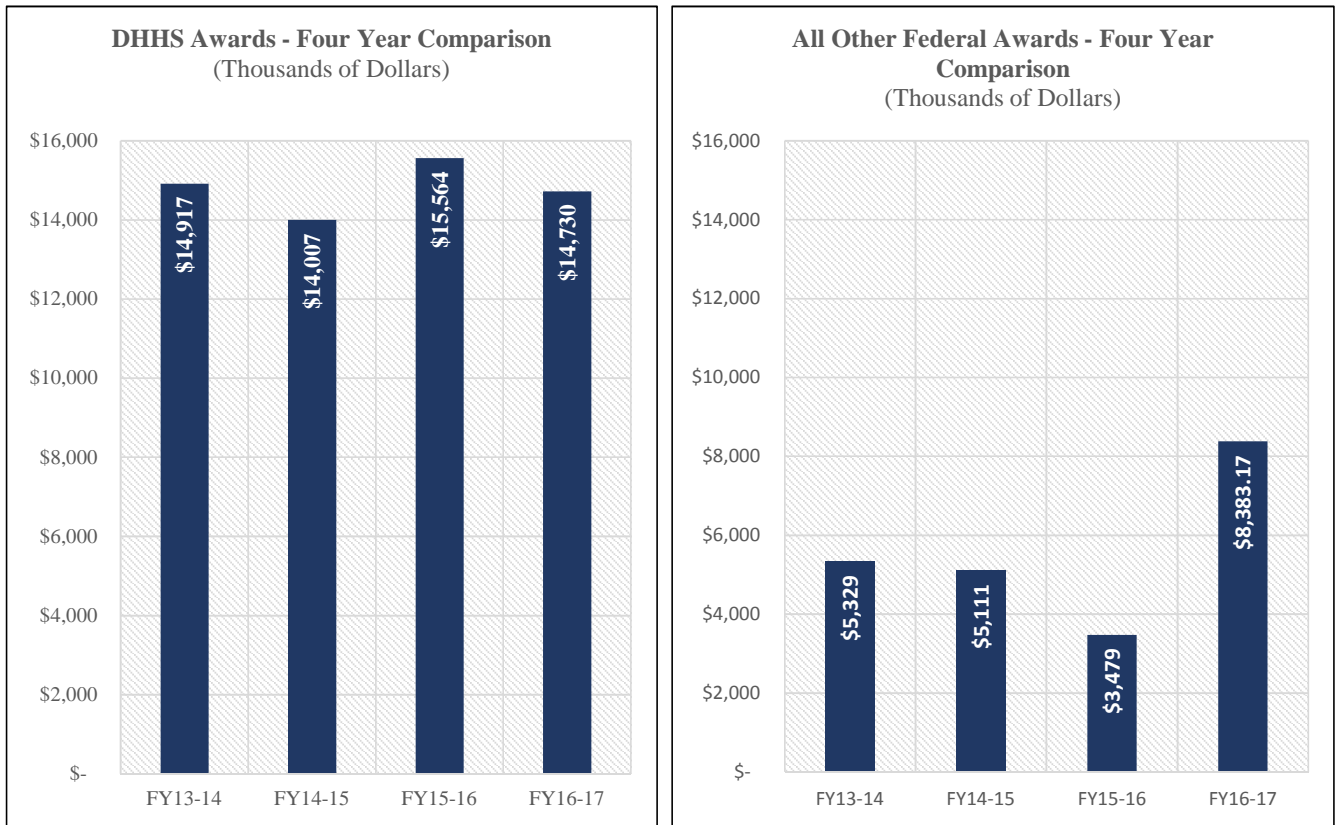
Sponsor Type	FY13-14 Amount	FY14-15 Amount	FY15-16 Amount	FY16-17 Amount
Federal	\$20,246	\$19,118	\$19,044	\$23,113
Educational Research Institutions	8,618	7,164	7,501	7,931
Nonprofit Organization	4,952	6,733	6,510	4,746
NC State Government	3,219	5,157	4,297	4,570
Business and Industry	5,344	5,076	11,298	4,031
Local Government	395	424	432	763
Other Sponsors	250	678	766	307
Total	\$43,024	\$44,350	\$49,849	\$45,461

FY16-17 Awards - Percent by Sponsor Type



Awards by Sponsor Type

(Thousands of Dollars)

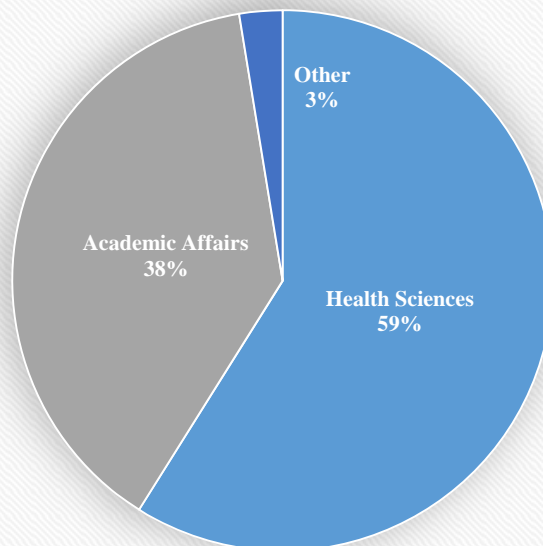


Awards by Principal Investigator Home Unit

(Thousands of Dollars)

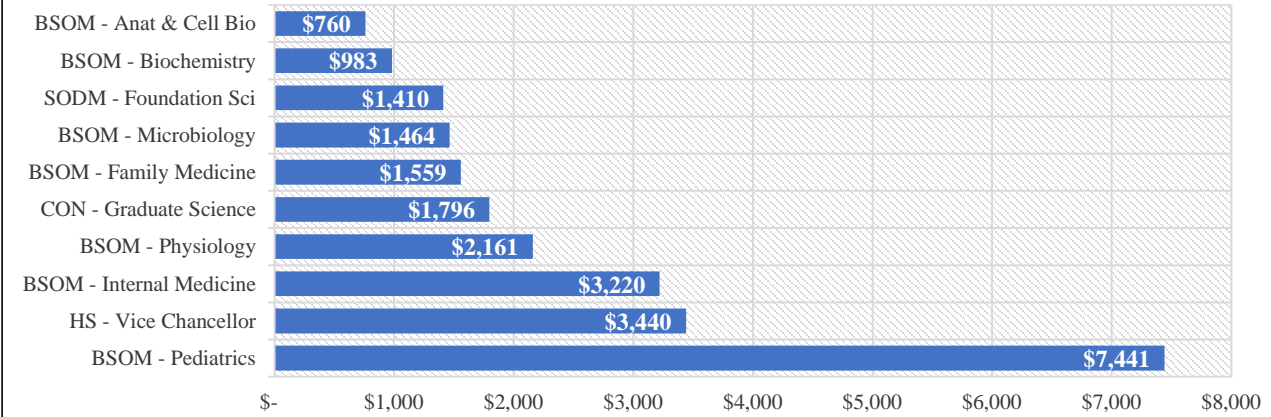
Unit	FY13-14 Amount	FY14-15 Amount	FY15-16 Amount	FY16-17 Amount
Health Sciences (HS)				
Brody School of Medicine (BSOM)	\$22,256	\$20,307	\$26,123	\$19,307
College of Allied Health Sciences (CAHS)	1,015	1,085	802	520
School of Dental Medicine (SODM)	352	963	495	1,410
College of Nursing (CON)	2,512	1,972	5,178	1,929
HS Other	3,674	3,931	3,486	3,616
Subtotal	\$29,810	\$28,257	\$36,084	\$26,782
Academic Affairs (AA)				
Thomas Harriot College of Arts & Sciences (THCAS)	3,998	6,032	3,609	7,132
College of Business (COB)	39	(3)	6	6
College of Education (COE)	4,018	1,512	3,119	2,719
College of Engineering and Technology (CET)	737	392	964	2,838
College of Fine Arts and Communications (CFAC)	29	77	317	35
College of Health and Human Performance (CHHP)	1,372	3,410	3,108	3,508
AA Other	1,306	1,363	1,606	1,358
Subtotal	\$11,498	\$12,783	\$12,729	\$17,597
Other				
Division of Research, Econ Dev, & Engagement (REDE)	1,291	2,556	554	935
Other	425	754	482	148
Subtotal	\$1,716	\$3,311	\$1,036	\$1,083
Total	\$43,024	\$44,350	\$49,849	\$45,461

FY16-17 Awards by PI Home Dept - Percent by Division

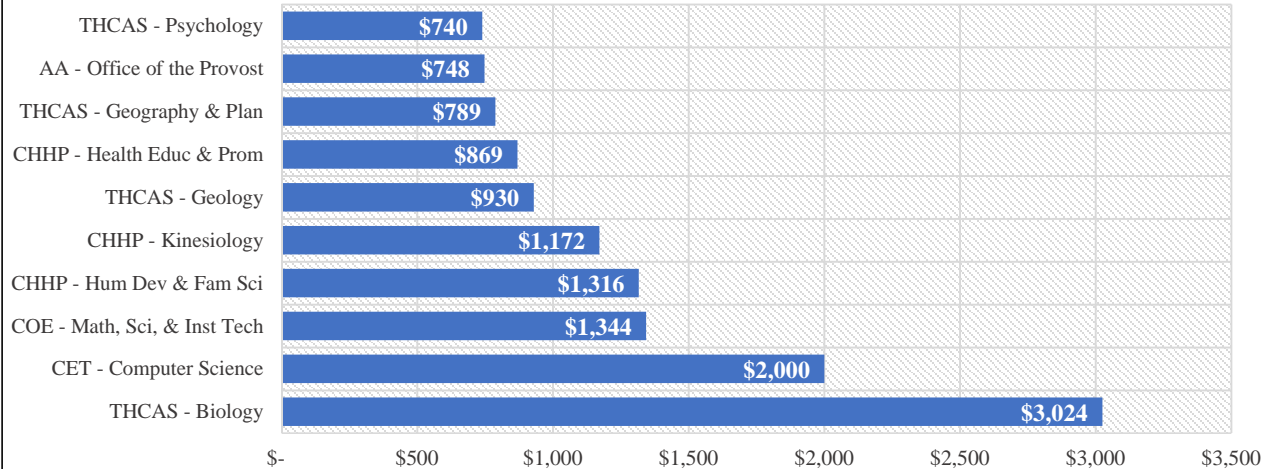


2016-2017 Awards by Principal Investigator Unit

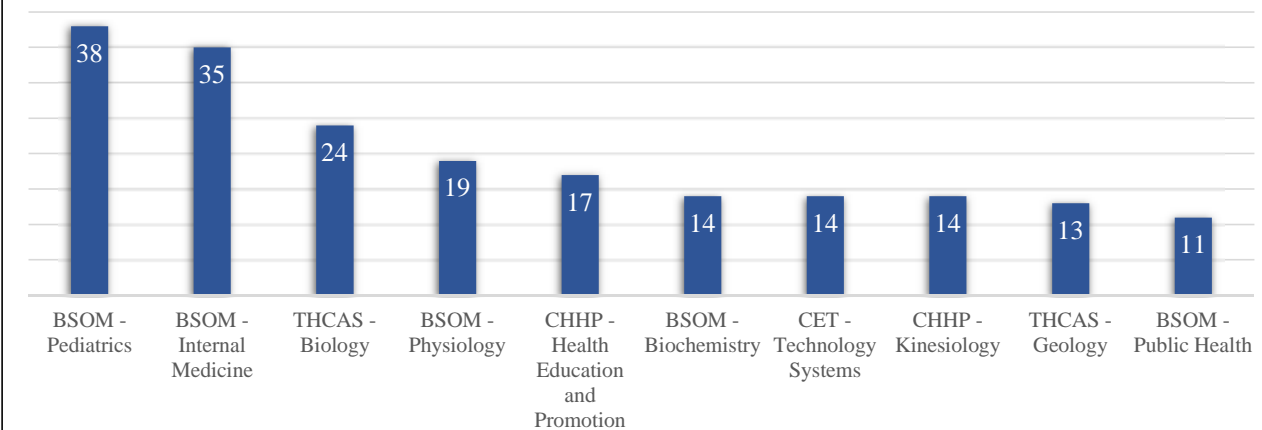
Top 10 Health Sciences Units by Total Award Amount



Top 10 Academic Affair/Other Units by Total Award Amount



Top 10 Units by Total Awards



2016-2017 Awards by Principal Investigator Home Unit (Thousands of Dollars)

Health Sciences

Unit	Awards	Amount
Brody School of Medicine		
Academic Affairs	3	\$244
Anatomy and Cell Biology	4	760
Biochemistry	14	983
Cardiovascular Sciences	9	507
Emergency Medicine	2	40
Family Medicine	6	1,559
Group Practice Administration	1	35
Health Disparities	1	49
Internal Medicine	35	3,220
Microbiology	6	1,464
Obstetrics and Gynecology	1	21
Pathology	2	30
Pediatrics	38	7,441
Pharmacology	9	43
Physiology	19	2,161
Psychiatric Medicine	2	149
Public Health	11	450
Radiation And Oncology	1	65
Surgery	4	86

Allied Health Sciences		
Communcation Sci & Disorder	5	\$178
Dean's Office	1	30
Health Services & Info Manage	1	12
Nutrition	1	10
Occupational Therapy	2	290

School of Dental Medicine		
Foundation Sciences	5	\$1,410

College of Nursing		
Dean's Office	1	\$70
Graduate Science	8	1,796
Undergrad Science (Senior)	2	63

Health Sciences & Other		
Agromedicine Institute	6	\$97
Laupus Library	1	79
Vice Chancellors Office	2	3,440

Academic Affairs

Unit	Awards	Amount
Thomas Harriot College of Arts and Sciences		
Anthropology	3	\$90
Biology	24	3,024
Chemistry	1	299
Criminal Justice	2	495
Economics	8	224
English	3	85
Geography and Planning	9	789
Geology	13	930
History	4	275
Physics	4	173
Psychology	8	740
Sociology	1	8

Academic Affairs

Unit	Awards	Amount
College of Business		
Management	1	\$3
Marketing	1	3

College of Education		
Dean's Office	2	\$536
Elementary & Middle Grades Education	1	45
Interdisciplinary Profession	1	289
Math, Science, and Instructional Technology	8	1,344
Special Education, Foundations & Research	5	506

College of Engineering & Technology		
Center for Innovation in Tech & Engin	3	\$11
Center for Sustainability	1	100
Computer Science	1	2,000
Dean's Office	1	35
Engineering	10	523
Technology Systems	14	170

College of Fine Arts & Communications		
Dean's Office	4	\$23
School of Art and Design	1	4
School of Communication	1	3
School of Music	2	6

College of Health & Human Performance		
Health Education and Promotion	17	\$869
Human Development and Fam Science	3	1,316
Kinesiology	14	1,172
Recreation and Leisure Studies	4	99
Social Work	1	53

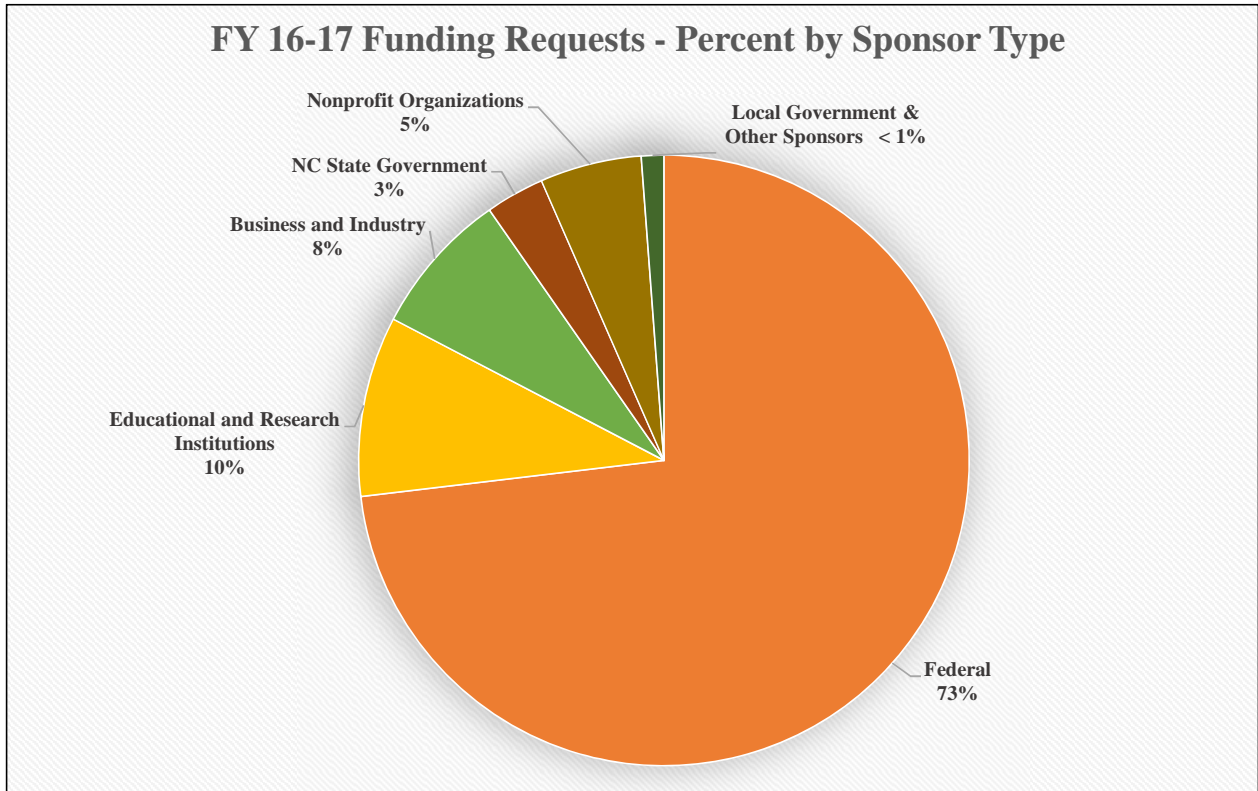
Academic Affairs Other		
Coastal Studies Institute	4	\$96
Enrollment Services	1	5
Graduate School	2	276
Institute for Coastal Sci & Pol	3	145
Joyner Library	2	88
Office of the Provost	1	748

Other

Unit	Awards	Amount
REDE - Engagement, Innovation, Economic Dev	3	\$533
CH - Environmental Health & Campus Safety	1	1
SA - Office of The Vice Chancellor	2	137
SA - Recreation Services	1	5
REDE - Small Business and Technology Dev	2	302
SA - Student Involvement & Leadership	3	2
SA - Student Transitions	1	3
REDE - Vice Chancellors Office	1	100

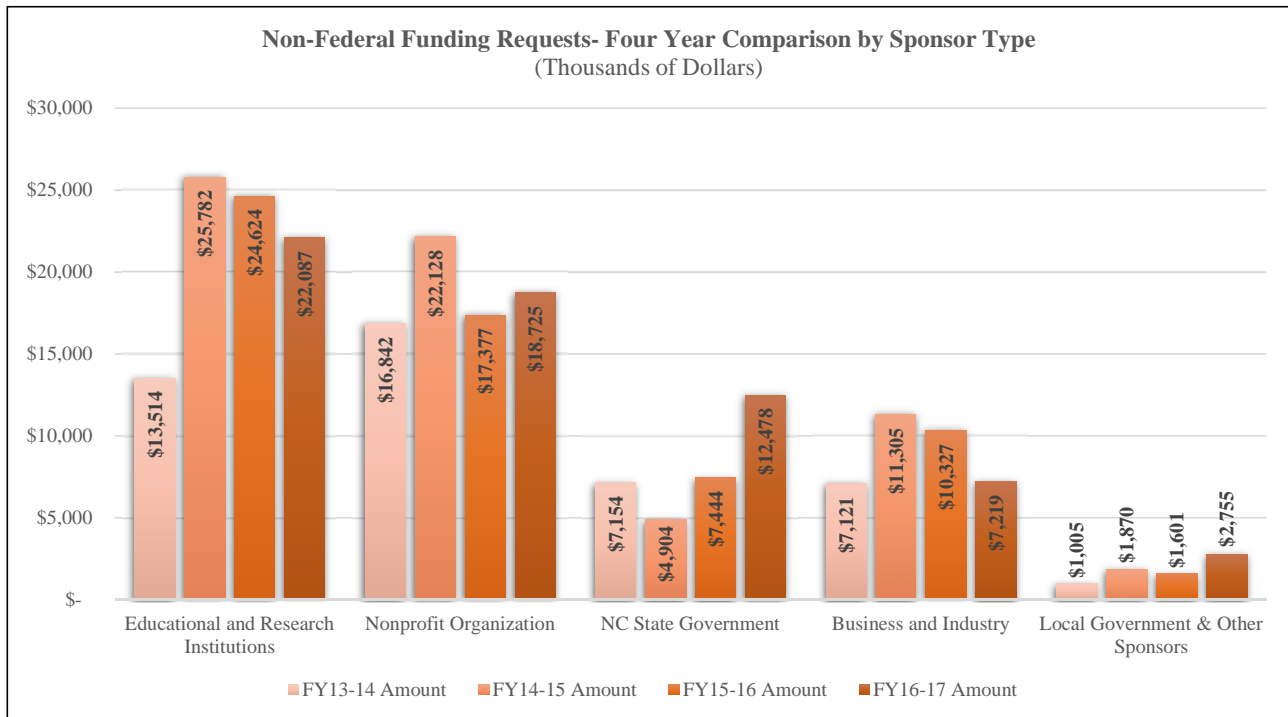
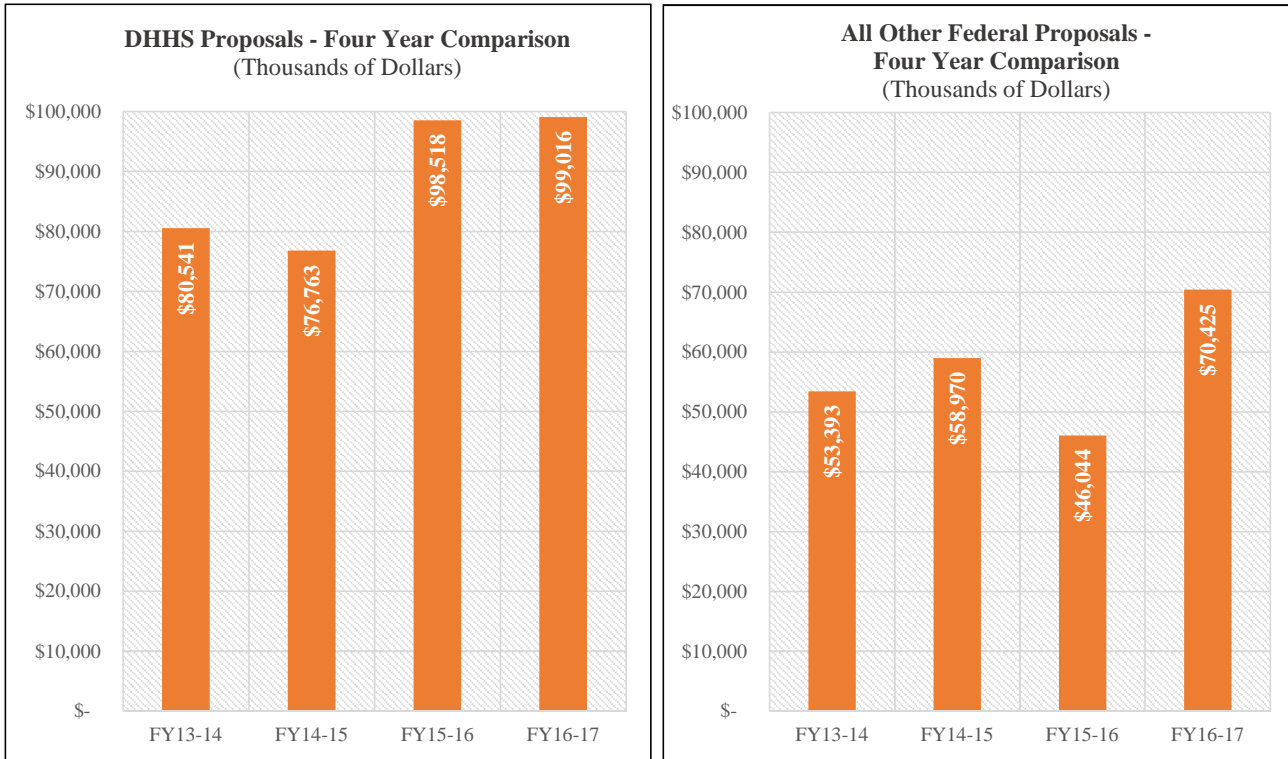
Funding Requests by Sponsor Type
(Thousands of Dollars)

Sponsor Type	FY13-14 Requests	FY14-15 Requests	FY15-16 Requests	FY16-17 Requests
Federal	\$133,934	\$135,733	\$144,562	\$169,441
Educational and Research Institutions	13,514	25,782	24,624	22,087
Nonprofit Organization	16,842	22,128	17,377	18,725
NC State Government	7,154	4,904	7,444	12,478
Business and Industry	7,121	11,305	10,327	7,219
Local Government	653	953	823	2,600
Other Sponsors	352	917	778	155
Total	\$179,570	\$201,721	\$205,935	\$232,705



Funding Requests by Sponsor Type

(Thousands of Dollars)

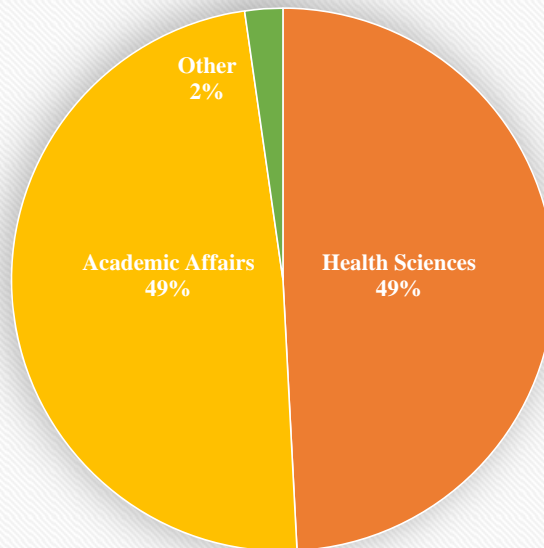


Funding Requests by Principal Investigator Home Unit

(Thousands of Dollars)

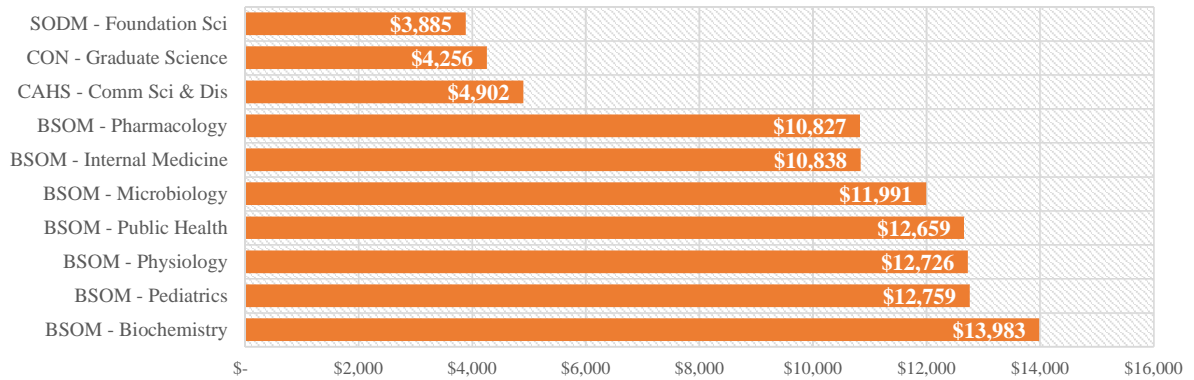
Unit	FY13-14 Requests	FY14-15 Requests	FY15-16 Requests	FY16-17 Requests
Health Sciences (HS)				
Brody School of Medicine (BSOM)	\$86,451	\$86,095	\$92,087	\$94,698
College of Allied Health Sciences (CAHS)	8,674	10,130	9,627	8,372
School of Dental Medicine (SODM)	919	1,695	4,217	3,901
College of Nursing (CON)	4,723	4,695	4,394	6,383
HS Other	1,203	3,437	1,056	601
Subtotal	\$101,971	\$106,052	\$111,381	\$113,956
Academic Affairs (AA)				
Thomas Harriot College of Arts & Sciences (THCAS)	\$39,406	\$54,260	\$47,090	\$45,435
College of Business (COB)	39	13	102	108
College of Education (COE)	7,087	4,921	5,656	29,927
College of Engineering and Technology (CET)	8,567	9,331	7,605	13,691
College of Fine Arts and Communications (CFAC)	136	627	711	57
College of Health and Human Performance (CHHP)	15,009	16,474	27,002	19,763
AA Other	4,828	7,089	4,390	4,546
Subtotal	\$75,073	\$92,715	\$92,555	\$113,527
Other				
Division of Research, Econ Dev, & Engagement (REDE)	1,978	2,015	1,858	3,174
Other	548	939	141	2,049
Subtotal	\$2,526	\$2,955	\$1,999	\$5,223
Total	\$179,570	\$201,721	\$205,935	\$232,705

FY16-17 Proposals by PI Home Dept - Percent by Division

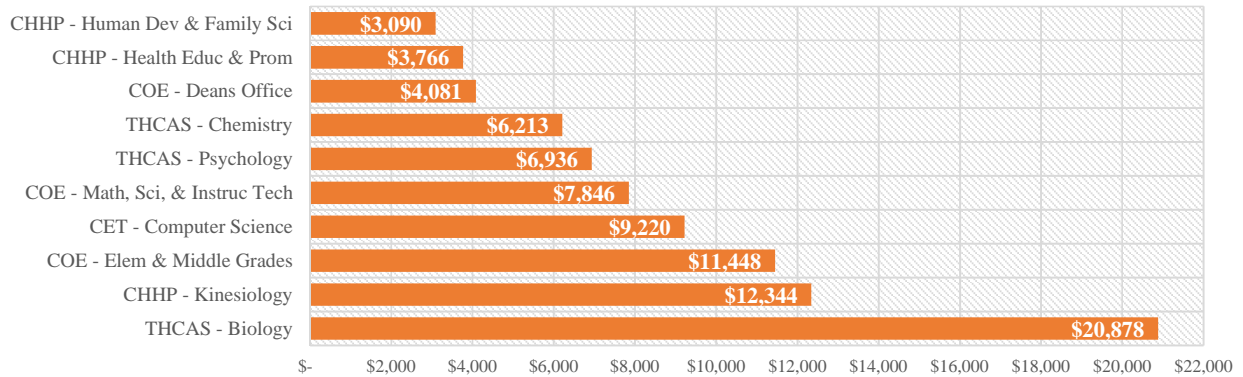


2016-2017 Funding Requests by Principal Investigator Home Unit

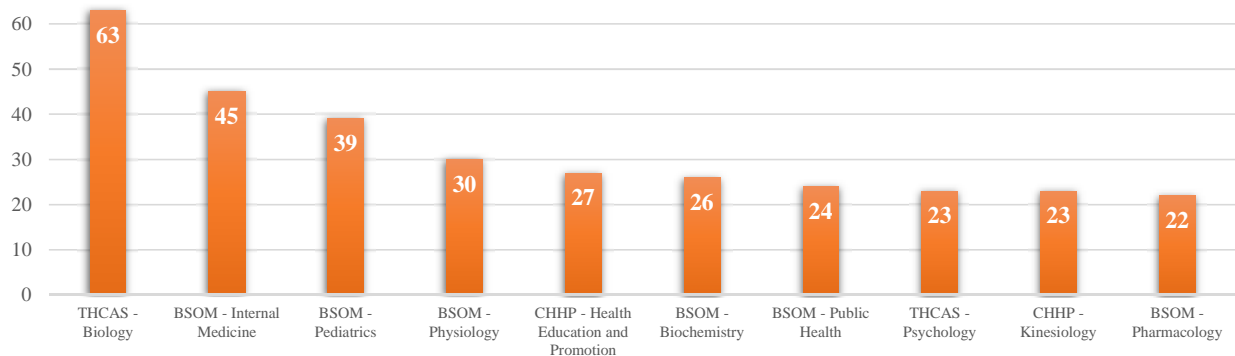
Top 10 Health Sciences Units by Funding Requests (Thousands of Dollars)



Top 10 Academic Affair/Other Units by Funding Requests



Top 10 Units by Number of Proposals



2016-2017 Funding Requests by Principal Investigator Home Unit
(Thousands of Dollars)

Health Sciences

Unit	Proposals	Amount
Brody School of Medicine		
Academic Affairs	1	\$21
Anatomy and Cell Biology	8	3,349
Biochemistry	26	13,983
Cardiovascular Sciences	7	452
Dean's Office	1	10
Emergency Medicine	3	1,187
Family Medicine	10	1,136
Group Practice Administration	1	53
Health Disparities	2	1,405
Internal Medicine	45	10,838
Microbiology	10	11,991
Obstetrics and Gynecology	2	396
Pathology	2	30
Pediatrics	39	12,759
Pharmacology	22	10,827
Physiology	30	12,726
Public Health	24	12,659
Radiation And Oncology	2	195
Surgery	7	681

College of Allied Health Sciences		
Communication Sci & Dis	10	\$4,902
Nutrition	3	2,205
Occupational Therapy	3	401
Physical Therapy	3	767
Rehabilitation Studies	1	97

College of Dental Medicine		
Community Clinics	2	\$16
Foundation Sciences	7	3,885

College of Nursing		
Dean's Office	1	\$8
Graduate Science	10	4,256
Technology	1	25
Undergraduate (Junior)	1	1,992
Undergraduate (Senior)	3	102

Health Sciences Other		
Agromedicine Institute	6	\$601

Academic Affairs

Unit	Proposals	Amount
Thomas Harriot College of Arts & Sciences		
Anthropology	4	\$278
Biology	63	20,878
Chemistry	19	6,213
Criminal Justice	6	1,182
Economics	11	1,217
English	6	303
Foreign Languages	1	\$155
Geography and Planning	10	1,380
Geology	13	2,824
History	6	718
Math	6	675
Philosophy	2	130
Physics	2	725
Political Science	5	1,812
Psychology	23	6,936
Sociology	1	8

Academic Affairs Continued

Unit	Proposals	Amount
College of Business		
Management	1	\$3
Management Information Systems	1	3
Marketing	2	103

College of Education		
Dean's Office	4	\$4,081
Educational Leadership	2	2,287
Elementary and Middle Grades Education	3	11,448
Interdisciplinary Profession	3	2,563
Literacy Studies English Education and History Ed	1	94
Math, Science, and Inst Tech	15	7,846
Special Ed, Foundations & Res	4	1,609

College of Engineering & Technology		
Center for Sustainable Tourism	3	\$11
Computer Science	12	9,220
Dean's Office	1	35
Engineering	12	1,062
Technology Systems	20	3,364

College of Fine Arts & Communications		
Dean's Office	2	\$3
School of Art & Design	3	48
School of Music	1	6

College of Health & Human Performance		
Health Education and Promotion	27	\$3,766
Human Development and Family Science	6	3,090
Kinesiology	23	12,344
Recreation and Leisure Studies	7	290
Social Work	3	274

Academic Affairs Other		
Coastal Studies Institute	6	\$1,365
Enrollment Services	1	5
Institute for Coastal Sci & Pol	6	261
Joyner Library	1	2
Undergraduate Studies	3	2,914

Other

Unit	Proposals	Amount
REDE - Engagement, Innovation, Economic Dev	5	\$1,233
CH - Environmental Health & Campus Safety	1	1
REDE - Office of Technology Trans	1	8
SA - Office of the Chancellor	5	1,499
SA - Recreation Services	1	5
REDE - Small Business and Technology Dev	2	302
SA - Student Involvement & Leadership	3	540
SA - Student Transitions	1	3
REDE - Vice Chancellors Office	4	1,631

Affiliated Center Proposal & Award Data

(Thousands of Dollars)

The following report outlines the portion of the overall awards and funding requests that are affiliated with a center or institute. In instances where projects are affiliated with more than one center or institute the total award or funding request amount is fully associated with each.

Awards

(In Thousands of Dollars)

Unit	Affiliated Center	Award Count FY13-14	Total Amount FY13-14	Award Count FY14-15	Total Amount FY14-15	Award Count FY15-16	Total Amount FY15-16	Award Count FY16-17	Total Amount FY16-17
Health Sciences (HS)									
HS	Agromedicine Institute	6	\$233	6	\$213	7	\$1,781	6	\$97
BSOM	Center for Health Disparities	3	577	4	527	5	413	5	866
HS	East Carolina Diabetes and Obesity Institute	4	1,212	12	2,573	17	3,087	22	1,939
BSOM	Telemedicine Center					1	300	0	-
Academic Affairs (AA)									
THCAS	Center for Hazard Research	9	277	5	451	8	366	3	40
CET	Center for Innovation in Technology & Engineering			24	131	23	183	17	176
CET	Center for Sustainability	5	48	1	55	0	-	7	266
AA	Coastal Studies Institute	2	14	5	715	6	239	9	589
AA	Institute for Coastal Science and Policy	30	1,220	37	2,536	24	1,063	20	1,348
COE	STEM Center			0	-	1	9	1	9
Other									
REDE	Small Business and Technology Development	11	295	12	330	7	365	2	302
Total		70	\$3,875	106	\$7,532	99	\$7,805	92	\$5,633

Funding Requests

(In Thousands of Dollars)

Unit	Affiliated Center	Proposal Count FY13-14	Total Amount FY13-14	Proposal Count FY14-15	Total Amount FY14-15	Proposal Count FY15-16	Total Amount FY15-16	Proposal Count FY16-17	Total Amount FY16-17
Health Sciences (HS)									
HS	Agromedicine Institute	7	\$1,083	8	\$1,682	9	\$3,392	6	\$601
BSOM	Center for Health Disparities	17	13,240	25	15,816	19	18,408	8	10,037
HS	East Carolina Diabetes and Obesity Institute	21	10,119	34	21,271	30	17,967	38	20,804
BSOM	Telemedicine Center					2	1,232	0	-
Academic Affairs (AA)									
THCAS	Center for Hazard Research	9	684	7	653	5	990	7	1,448
CET	Center for Innovation in Technology & Engineering			25	210	25	352	16	70
CET	Center for Sustainability	8	1,058	2	120	9	2,655	7	2,311
AA	Coastal Studies Institute	11	2,540	10	10,009	10	1,303	11	2,714
AA	Institute for Coastal Science and Policy	65	12,181	52	19,614	41	6,198	30	5,404
COE	STEM Center	1	15	2	1,968	3	1,462	2	3,078
Other									
REDE	Small Business and Technology Development	3	330	3	301	3	351	2	302
Total		142	\$41,250	168	\$71,646	156	\$54,311	127	\$46,768

ECU Physicians/Brody Service Contracts

In Fiscal Year 2016-2017, the Office of Sponsored Programs recorded contracts generated through the Brody School of Medicine Practice Plan. The information below is a summary of 216 medical service provisions for Fiscal Year 2016-2017.

Type	Amount (Thousands)
Nonprofit Organization	\$41,416
Business and Industry	8,455
State Government (NC)	2,565
Local Government	735
Educational and Research Institution	254
Other Sponsors	95
Total	\$53,520

Unit	Amount (Thousands)
Brody School of Medicine	\$53,356
Division of Finance and Administration	143
East Carolina Heart Institute	22
Total	\$53,520

