



ECU

DIVISION OF RESEARCH,
ECONOMIC DEVELOPMENT
& ENGAGEMENT

RESEARCH ADMINISTRATION

FISCAL YEAR 2018-2019

REPORT OF SPONSORED PROGRAM ACTIVITY



Table of Contents

Fiscal Year Summary.....	5
Expenditures	
Expenditures by Sponsor Type.....	6
Expenditures by Unit.....	8
Expenditures by Cost Type.....	11
Effective F&A Rates.....	11
Expenditures by Category.....	12
Awards	
Awards by Sponsor Type.....	13
Awards by PI Home Unit.....	15
Proposals	
Funding Requests by Sponsor Type.....	18
Funding Requests by PI Home Unit.....	20
Affiliated centers or institutes	
Awards and Funding Requests.....	24
ECUP/BSOM Contracts	
Contracts by Category.....	25
ECU Dental Professional Service Contracts	

Interpreting the Data

There are three traditional ways of reporting an institution's sponsored program activity: award expenditures, awards received, and proposals submitted. The following explanations of these data types will assist in correct interpretation of this annual report.

Expenditures

Expenditure reports provide the most accurate measure of sponsored activity. Actual expenditures during a defined time period (fiscal year) provide a consistent basis on which to compare sponsored program activity over a period of years, between University units, and with other universities. Expenditures are reported by fiscal year, regardless of the starting and ending dates of the awards. Expenditures rarely equal awards in a sponsored programs portfolio. In some cases, the University does not expend all the funds committed for each award. Fee for service agreements, especially clinical trials when enrollment targets are not met, can have expenditures well below award amount. Thus, expenditure data is the most reliable for trend analysis and internal and external comparisons.

The Office of Grants & Contracts oversees the financial management of grants and contracts in the Banner financial system and provides the annual expenditure data.

Awards

The award amount is the sponsor's funding obligation to the University; the University may spend less than or up to that amount during the award period but may not spend more. Awards reported in a fiscal year period include new funds for a new project, supplemental funds for an existing project, additional funds for a project extension, and annual incremental funding received for a multi-year project. Because award reports include both single-year and multi-year award totals, they are not a reliable predictor of expenditures for the coming year. Although not the most accurate means of quantifying sponsored project activity, awards are often used by external entities as the proxy for expenditures when reporting on the sponsored projects portfolio and when comparing institutions.

The Office of Sponsored Programs receives awards on behalf of the University and captures award data in the Research Administration Management System and electronic Submission (RAMSeS) database.

Proposals

Proposal data reports include all new funds requested, whether for a single year or a multi-year project, during the fiscal year. The request may be in a new proposal for a new project period, in a new proposal for repeat of a previously funded project, in a supplemental funding request for the same project period, or in an additional funding request for a project extension. Because the request for funds may occur in an earlier year than receipt of award, calculating proposal success rates by comparing proposals and awards and using proposal data is not appropriate.

The Office of Sponsored Programs approves all proposals for submission on behalf of the University and captures proposal data in the Research Administration Management System and electronic Submission (RAMSeS) database.

Five Year Summary of Sponsored Program Activity
(Thousands of Dollars)

Sponsored Program Expenditures					
	FY 14-15	FY 15-16	FY 16-17	FY 17-18	FY 18-19 ⁽¹⁾
Total	\$35,165	\$38,431	\$38,385	\$41,532	\$46,603

Sponsored Awards										
	FY 14-15		FY 15-16		FY 16-17		FY 17-18		FY 18-19 ⁽²⁾	
	Awards	Amount	Awards	Amount	Awards	Amount	Awards	Amount	Awards	Amount
Total	448	\$44,350	470	\$49,849	406	\$45,461	376	\$37,810	487	\$70,276

Proposals										
	FY 14-15		FY 15-16		FY 16-17		FY 17-18		FY 18-19	
			Proposals	Requested	Proposals	Requested	Proposals	Requested	Proposals	Requested
Total	713	\$201,721	723	\$205,935	669	\$232,705	669	\$228,406	793	\$264,592

ECU Physicians

Brody Service Contracts					
	FY 14-15	FY 15-16	FY 16-17	FY 17-18	FY 18-19
Total	\$45,625	\$53,134	\$53,520	\$56,978	\$56,947

ECU Dental

Dental Medicine Service Contracts		
	FY 2017-2018	FY 2018-2019
Total	\$659	\$512

(1) Includes EAHEC Payroll and UNC System Subawards; Excludes Teacher Training Program, ECU Dental and ECUP Contracts, CSI Ocean Energy Program

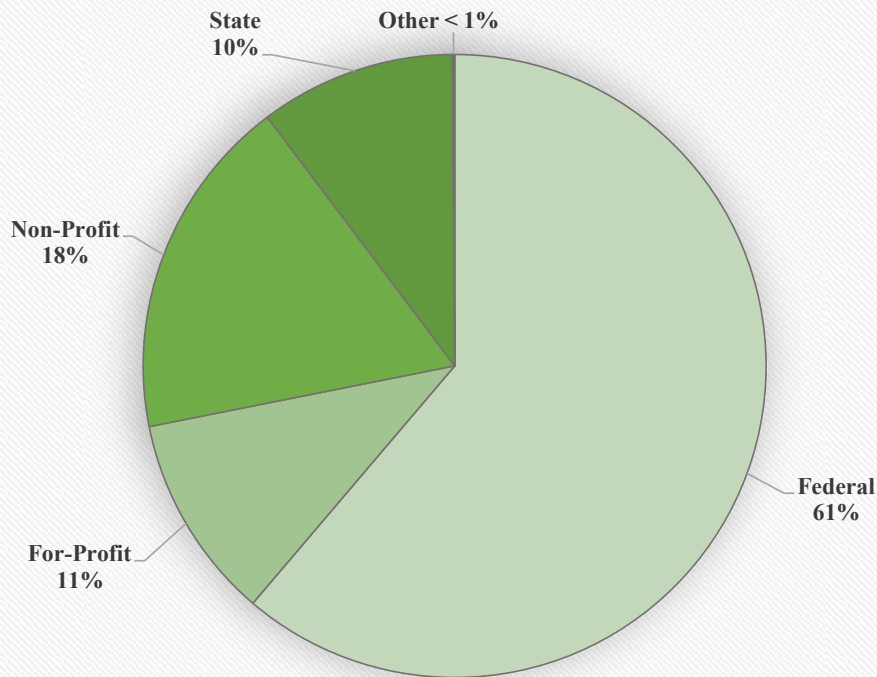
(2) Includes EAHEC Payroll, Teacher Training Program, UNC System Subawards, ECU Dental and CSI Ocean Energy Program; Excludes ECUP Contracts

Expenditures by Sponsor Type

(Thousands of Dollars)

Sponsor Type	FY14-15 Amount	FY15-16 Amount	FY 16-17 Amount	FY 17-18 Amount	FY 18-19 Amount
Federal & Federal Pass Through	\$24,540	\$21,005	\$22,577	\$23,737	\$28,530
Non-Profit	\$3,878	\$7,704	\$6,600	\$8,013	\$8,314*
State	\$3,501	\$5,735	\$5,240	\$5,438	\$4,733
For-Profit	\$2,838	\$3,863	\$3,927	\$4,273	\$4,969
Local Government	\$347	\$114	\$25	\$70	\$54
Other	\$60	\$11	\$16	\$0	\$1
Total	\$35,165	\$38,431	\$38,385	\$41,531	\$46,602

FY18-19 Expenditures - Percent by Sponsor Type



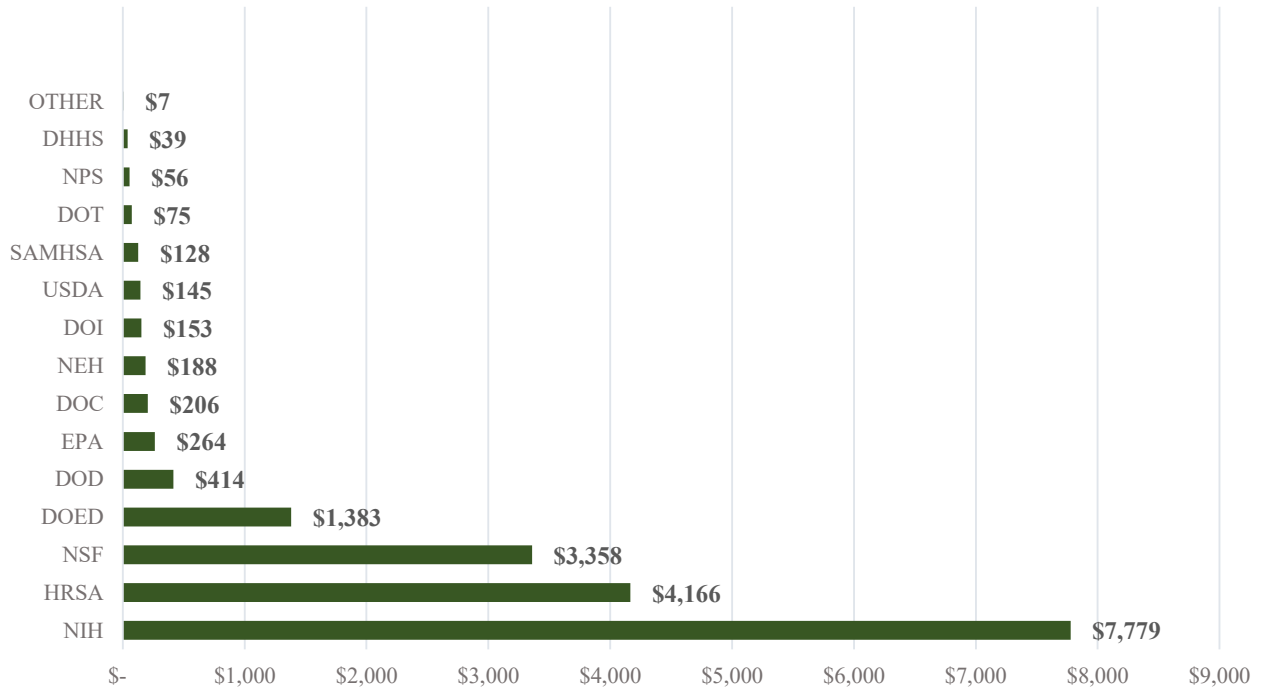
*Included EAHEC Payroll Expenditures

Expenditures by Direct Sponsor Type

(Thousands of Dollars)

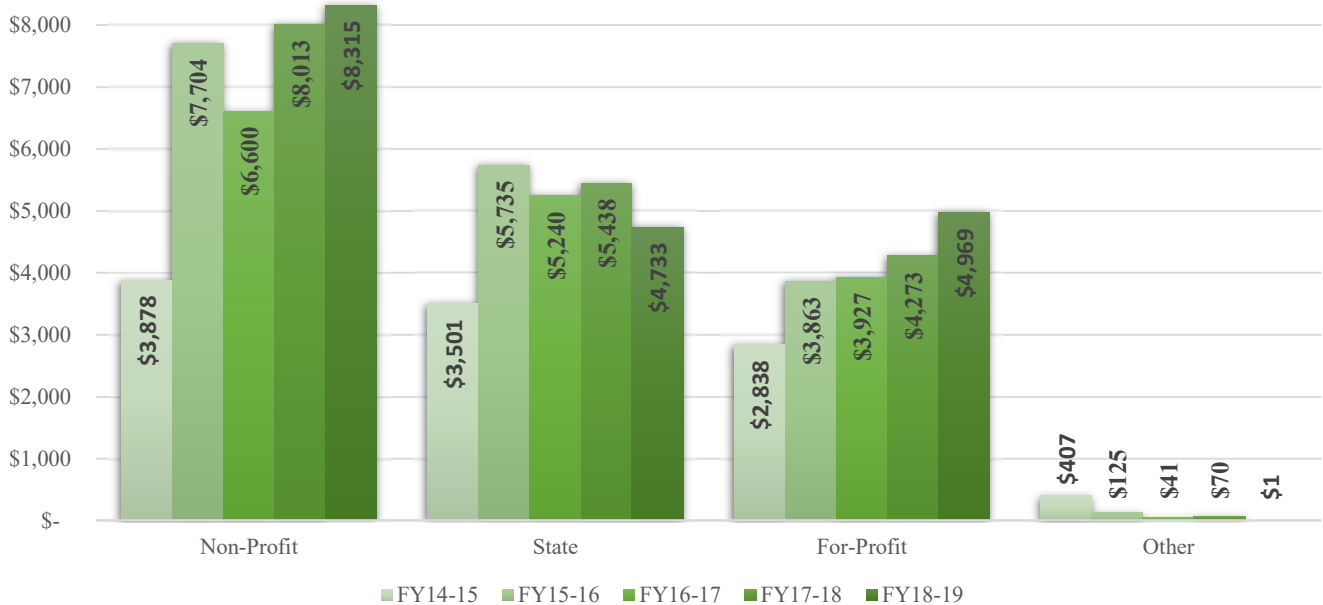
Direct Federal Expenditures FY 2018-2019

(Thousands of Dollars)



Non-Federal Expenditures - Five Year Comparison

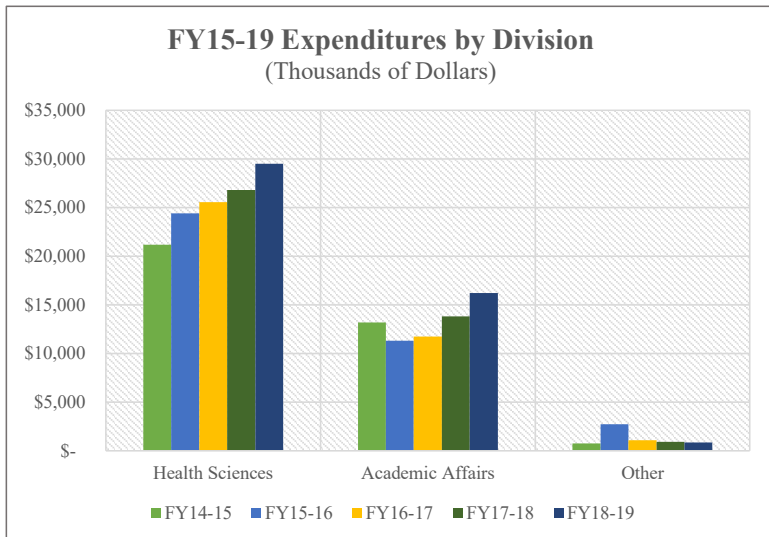
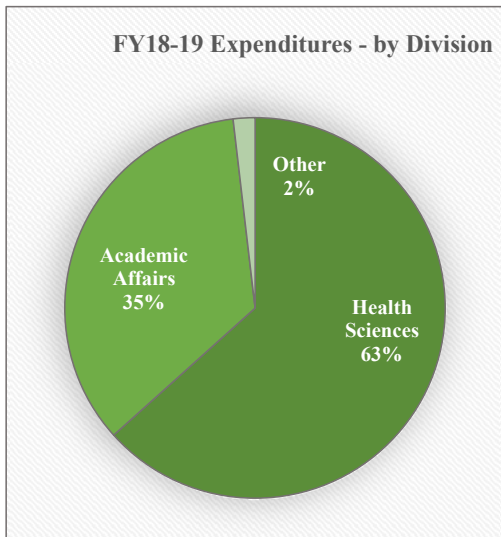
(Thousands of Dollars)



Expenditures by Unit

(Thousands of Dollars)

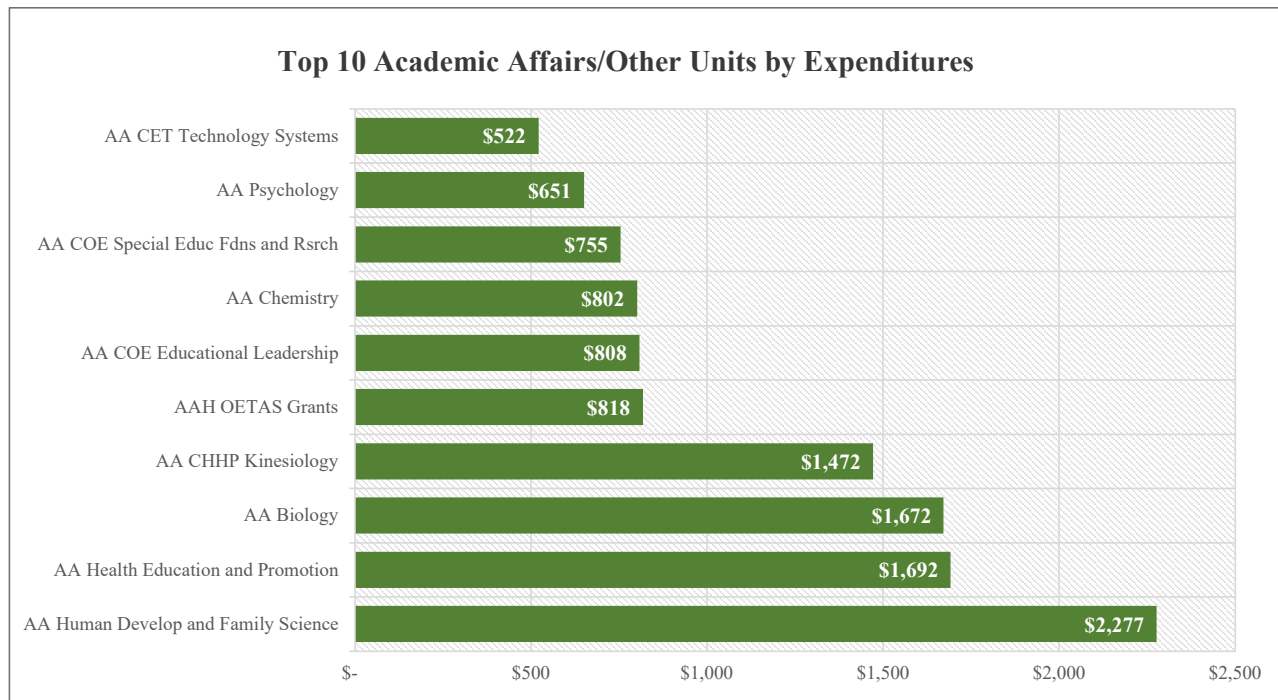
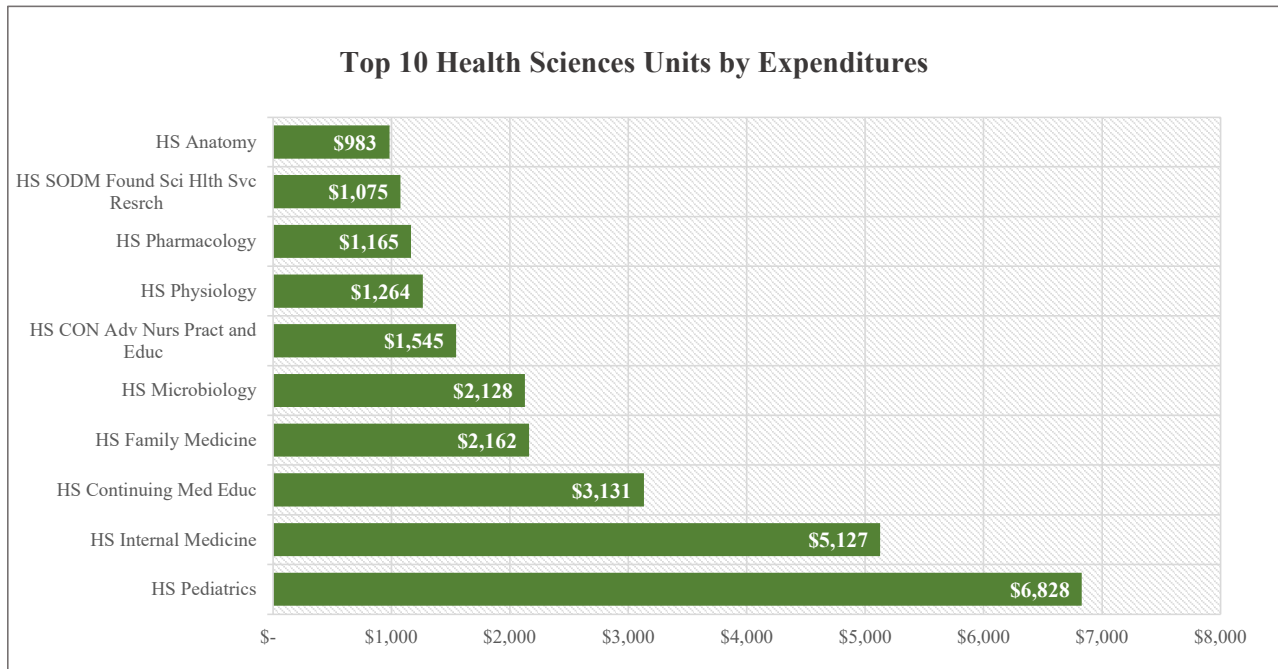
Unit	FY14-15 Amount	FY15-16 Amount	FY16-17 Amount	FY17-18 Amount	FY18-19 Amount
Health Sciences (HS)					
Brody School of Medicine (BSOM)	\$17,902	\$19,681	\$19,693	\$22,370*	\$24,986
College of Allied Health Sciences (CAHS)	\$597	\$1,133	\$841	\$526	\$538
School of Dental Medicine (SODM)	\$629	\$405	\$841	\$751	\$1,140
College of Nursing (CON)	\$1,607	\$2,452	\$3,065	\$1,834	\$1,545
HS Other	\$464	\$724	\$1,131	\$1,325	\$1,306
Subtotal	\$21,199	\$24,394	\$25,572	\$26,805	\$29,515
Academic Affairs (AA)					
Thomas Harriot College of Arts & Sciences (THCAS)	\$4,479	\$3,281	\$2,865	\$4,273	\$4,767
College of Business (COB)	\$61	\$6	\$6	<1	\$38
College of Education (COE)	\$3,476	\$2,051	\$2,170	\$1,958	\$2,714
College of Engineering and Technology (CET)	\$789	\$744	\$737	\$745	\$1,287
College of Fine Arts and Communications (CFAC)	\$53	\$30	\$36	\$20	\$35
College of Health and Human Performance (CHHP)	\$1,191	\$2,590	\$3,584	\$4,906	\$5,560
AA Other	\$3,151	\$2,613	\$2,342	\$1,906	\$1,829
Subtotal	\$13,200	\$11,315	\$11,739	\$13,808	\$16,231
Other					
Division of Research, Econ Dev, & Engagement (REDE)	\$706	\$2,192	\$691	\$726	\$684
Other	\$60	\$530	\$384	\$192	\$173
Subtotal	\$766	\$2,722	\$1,075	\$918	\$857
Total	\$35,164	\$38,431	\$38,385	\$41,532	\$46,603



*Includes EAHEC Payroll Expenditures

2018-2019 Expenditures by Unit

(Thousands of Dollars)



2018-2019 Expenditures by Unit (Thousands of Dollars)

Health Sciences

Unit	Projects	Amount
------	----------	--------

Brody School of Medicine		
Dean's Office	1	\$4
Academic Affairs	3	\$52
Anatomy	11	\$983
Biochemistry	6	\$425
Center for Health Equity	7	\$356
Continuing Med Educ	2	\$3,131
East Carolina Heart Institute	20	\$228
ECU Physicians	2	\$41
Emergency Medicine	4	\$136
Family Medicine	15	\$2,162
Internal Medicine	149	\$5,127
Leo Jenkins Cancer Center	1	<\$1
Microbiology	16	\$2,128
Obstetrics and Gynecology	1	\$390
Pathology	3	\$22
Pediatrics	110	\$6,828
Pharmacology	17	\$1,165
Physiology	25	\$1,264
Psychiatric Medicine	3	\$116
Public Health	8	\$243
Surgey	13	\$184

College of Allied Health Sciences		
College of Allied Health Sciences	1	\$30
Communication Science & Disorders	8	\$259
Health Services and Information Management	2	\$44
Nutrition Science	2	\$74
Occupational Therapy	3	\$85
Physical Therapy	1	\$24
Rehabilitation Studies	2	\$21

School of Dental Medicine		
School of Dental Medicine	3	\$3
Foundation Sciences	14	\$1,075
Discovery	3	\$62

College of Nursing		
Advanced Nursing Practice and Education	18	\$1,545

Health Sciences Other		
Agromedicine	9	\$227
ECU Diabetes and Obesity Institute	9	\$941
Laupus Library	2	\$77
Vice Chancellor Administration	1	\$61

Academic Affairs

Unit	Projects	Amount
------	----------	--------

Thomas Harriot College of Arts & Sciences		
College of Arts & Sciences	1	\$3
Anthropology	3	\$13
Biology	52	\$1,672
Chemistry	14	\$802
Criminal Justice	4	\$216
Economics	9	\$234
English	4	\$156
Geography	9	\$214
Geology	14	\$340
History	12	\$305
Physics	7	\$138
Political Science	2	\$20
Psychology	21	\$651
Sociology	2	\$3

Academic Affairs Continued

Unit	Projects	Amount
------	----------	--------

College of Business		
College of Business	3	\$38

College of Education		
College of Education	4	\$476
Educational Leadership	3	\$808
Interdisciplinary Professions	3	\$18
Lit Stud Engl Ed And Hist Ed	1	\$3
Math, Science, and Instructional Technology	10	\$467
New Teacher Support Program	1	\$140
Rural Education Institute	3	\$48
Special Education, Foundation and Research	10	\$755

College of Engineering & Technology		
College of Engineering & Technology	1	\$40
Center for Sustainability	7	\$117
Computer Science	4	\$343
Construction Mangement	2	\$48
Engineering	10	\$216
Technology Systems	11	\$522

College of Fine Arts & Communications		
College of Fine Arts and Communication	3	\$28
School of Music	3	\$7

College of Health & Human Performance		
Health Education and Promotion	46	\$1,692
Human Develop and Family Science	5	\$2,277
Interior Design	1	\$12
Kinesiology	18	\$1,472
Recreation and Leisure Studies	7	\$50
Social Work	4	\$59

Academic Affairs Other		
Coastal Program	31	\$674
Enrollment Services	2	\$65
Graduate School	1	\$174
Honors College	1	\$10
Inst Plan Assessment and Research	1	\$3
Joyner Library	3	\$28
Office of Educational Transition Activities & Support	4	\$818
Office of Global Affairs	1	\$57

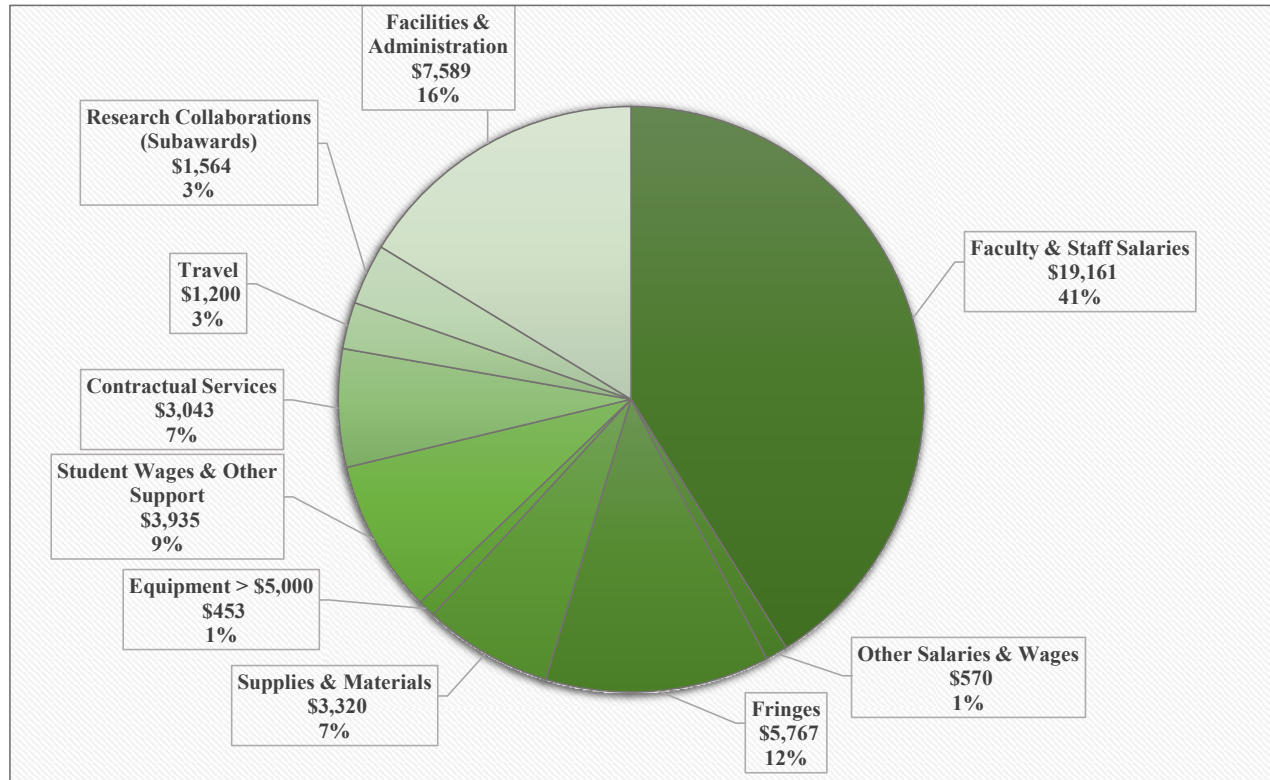
Other

Unit	Projects	Amount
------	----------	--------

SA - Career Services	1	<\$1
REDE - Community Engagement & Research	2	\$117
REDE - Innovation and Economic Development	5	\$216
SA - Recreation Wellness Education	1	<\$1
REDE - Research, Economic Development, Engagement	1	\$29
REDE - Small Business & Technology Dev Center	6	\$322
SA - Student Affairs	2	\$94
SA - Student Leadership & Service Learning	5	\$79

2018-2019 Expenditures by Cost Type

(Thousands of Dollars)



Effective F&A Rates

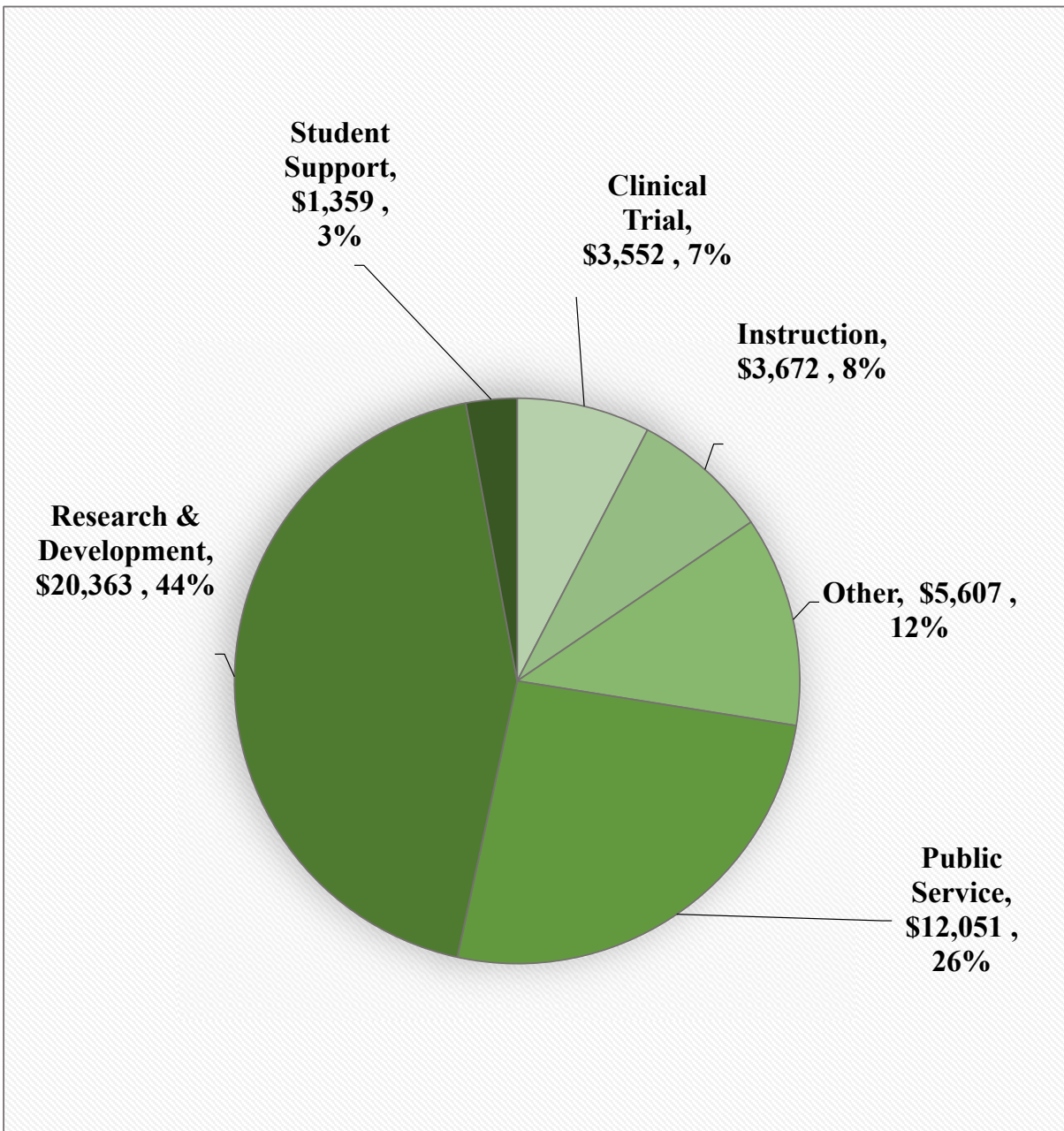
(Thousands of Dollars)

	FY14-15 Effective Rate on TDC	FY15-16 Effective Rate on TDC	FY16-17 Effective Rate on TDC	FY17-18 Effective Rate on TDC	FY18-19 Effective Rate on TDC	FY 18-19 F&A	FY 18-19 Total Direct Costs
Health Sciences							
BSOM	19.27%	18.26%	17.70%	19.18%	19.60%	\$4,095	\$20,891
CAHS	30.26%	17.73%	23.24%	17.43%	20.90%	\$93	\$445
CON	4.04%	5.34%	7.83%	5.95%	5.06%	\$74	\$1,471
SODM	0.19%	6.38%	3.57%	4.03%	11.23%	\$115	\$1,025
HS OTHER	4.65%	17.25%	26.21%	32.80%	28.18%	\$287	\$1,019
Academic Affairs							
CET	4.58%	8.00%	10.09%	17.19%	20.60%	\$220	\$1,067
COB	21.95%	5.12%	0.00%	0.00%	12.80%	\$4	\$34
COE	7.30%	5.28%	5.78%	8.84%	11.21%	\$274	\$2,441
CFAC	4.44%	4.90%	2.90%	0.84%	21.53%	\$6	\$29
CHHP	30.14%	17.77%	18.48%	18.36%	19.67%	\$914	\$4,646
THCAS	22.30%	22.09%	22.92%	28.74%	33.43%	\$1,194	\$3,573
AA/OTHER	15.36%	13.57%	14.62%	18.58%	14.48%	\$253	\$1,749
Other							
REDE	1.66%	1.51%	1.13%	1.02%	9.41%	\$59	\$625
TOTAL	15.54%	14.99%	15.82%	18.47%	19.45%	\$7,589	\$39,014*

*Included EAHEC Payroll Expenditures

2018-2019 Expenditures by CHESS Code Category

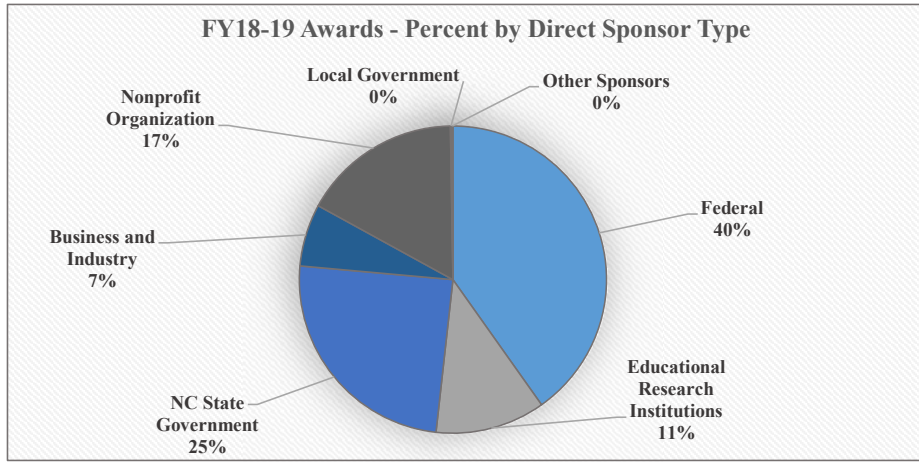
(Thousands of Dollars)



Awards by Direct Sponsor Type

(Thousands of Dollars)

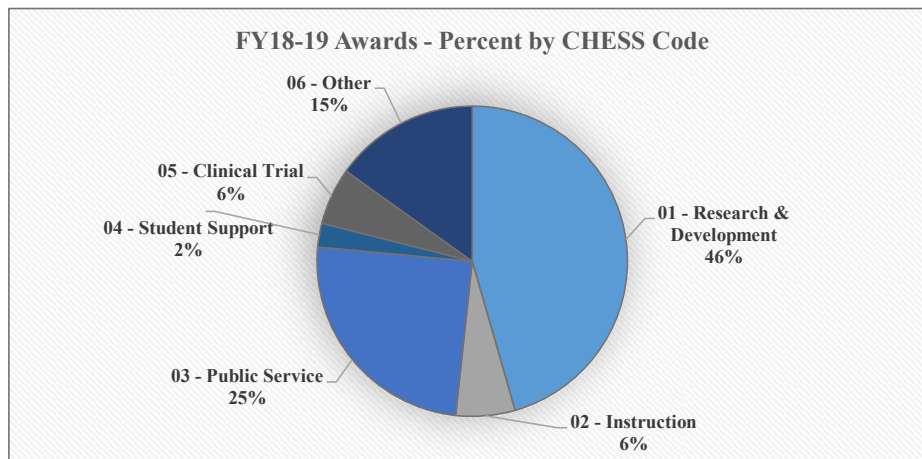
Direct Sponsor Type	FY14-15 Amount	FY15-16 Amount	FY16-17 Amount	FY17-18 Amount	FY18-19 Amount
Federal	\$19,118	\$19,044	\$23,113	\$12,718	\$28,242
Educational Research Institutions	\$7,164	\$7,501	\$7,931	\$10,057	\$8,125
NC State Government	\$5,157	\$4,297	\$4,570	\$3,520	\$17,340
Business and Industry	\$5,076	\$11,298	\$4,031	\$6,693	\$4,621
Nonprofit Organization	\$6,733	\$6,510	\$4,746	\$4,369	\$11,761
Local Government	\$424	\$432	\$763	\$328	\$114
Other Sponsors	\$678	\$766	\$307	\$125	\$72
Total	\$44,350	\$49,849	\$45,461	\$37,810	\$70,276



Awards by CHES Code

(Thousands of Dollars)

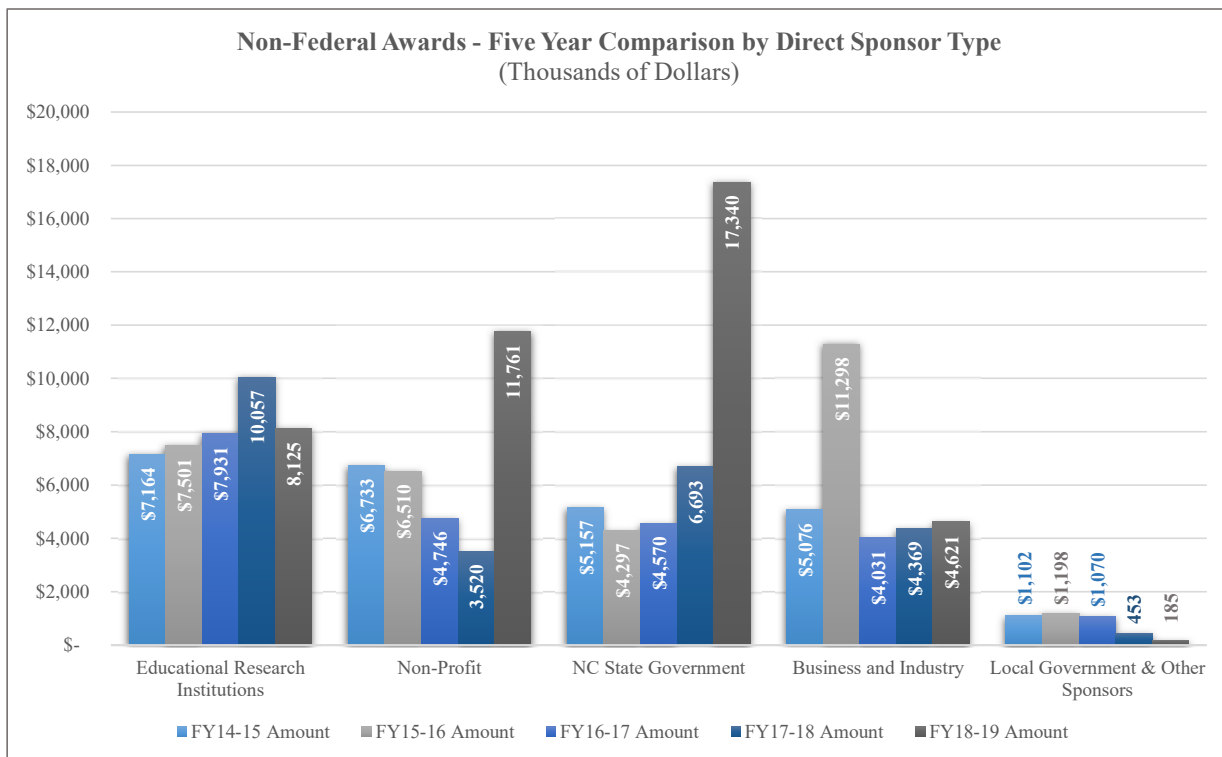
Direct Sponsor Type	FY14-15 Amount	FY15-16 Amount	FY16-17 Amount	FY17-18 Amount	FY18-19 Amount
01 - Research & Development	\$17,555	\$20,826	\$20,673	\$17,244	\$32,014
02 - Instruction	\$4,230	\$4,282	\$3,677	\$3,422	\$4,318
03 - Public Service	\$9,973	\$9,639	\$8,832	\$7,120	\$17,414
04 - Student Support	\$1,202	\$567	\$1,296	\$1,797	\$1,739
05 - Clinical Trial	\$2,885	\$6,012	\$2,255	\$2,917	\$4,172
06 - Other	\$8,506	\$8,522	\$8,728	\$5,309	\$10,618
Total	\$44,350	\$49,849	\$45,461	\$37,810	\$70,276



Awards by Direct Sponsor Type

(Thousands of Dollars)

Direct Federal Sponsor	FY 2014-2015	FY 2015-2016	FY 2016-2017	FY 2017-2018	FY 2018-2019
NIH	\$7,144.38	\$7,000.98	\$6,770.60	\$5,176.00	\$12,150.07
NSF	\$1,965.36	\$657.33	\$6,094.17	\$3,539.00	\$4,222.66
HRSA	\$2,969.62	\$4,565.33	\$4,291.58	\$1,565.00	\$6,477.95
DOD	\$215.70	\$16.45	\$152.69	\$650.00	\$955.82
DOED	\$649.87	\$1,801.14	\$249.60	\$500.00	\$2,771.67
EPA	\$112.80	\$0.00	\$108.57	\$427.00	\$69.04
NEH	\$270.00	\$0.00	\$162.44	\$276.00	\$0.00
DOT	\$0.00	\$0.00	\$250.00	\$196.00	\$0.00
Other	\$56.29	\$0.00	\$0.00	\$128.00	\$46.05
SAMHSA	\$275.86	\$0.00	\$0.00	\$125.00	\$225.68
NPS	\$29.98	\$92.55	\$39.00	\$69.00	\$0.00
USDA	\$518.53	\$0.00	\$0.00	\$60.00	\$507.77
VA	\$0.00	\$0.00	\$0.00	\$8.00	\$0.00
DHHS Other	\$3,617.31	\$3,998.09	\$3,667.78	\$0.00	\$28.57
DOI	\$200.00	\$210.65	\$310.70	\$0.00	\$45.62
DOC	\$0.00	\$9.30	\$498.44	\$0.00	\$0.00
CNCS	\$537.02	\$253.83	\$370.67	\$0.00	\$741.35
IMLS	\$0.00	\$0.00	\$0.00	\$0.00	\$0.00
NOAA	\$303.41	\$193.10	\$146.89	\$0.00	\$0.00
SBA	\$1.00	\$0.00	\$0.00	\$0.00	\$0.00
DOE	\$0.00	\$0.00	\$0.00	\$0.00	\$0.00
NASA	\$250.83	\$245.09	\$0.00	\$0.00	\$0.00
Total	\$ 19,118	\$ 19,044	\$ 23,113	\$ 12,719	\$ 28,242

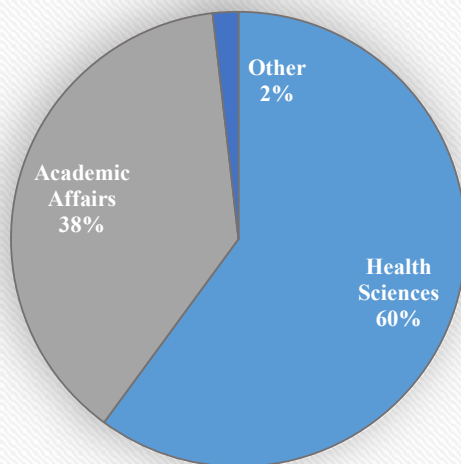


Awards by Principal Investigator Home Unit

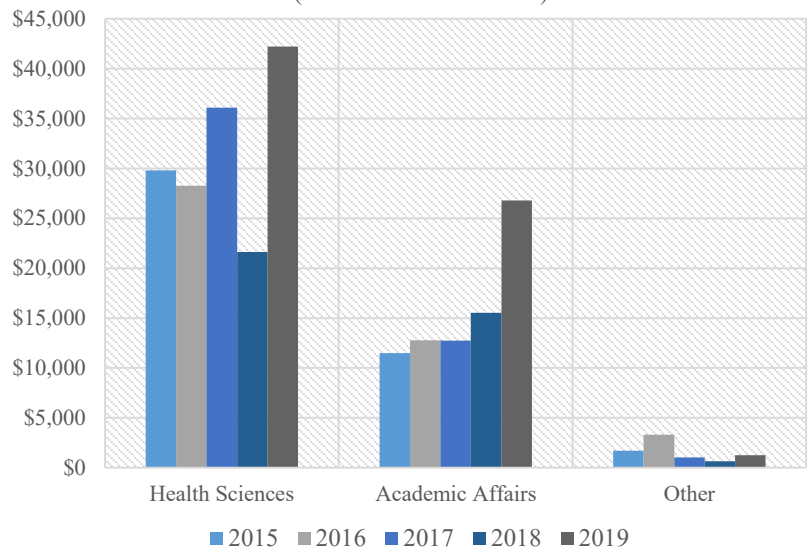
(Thousands of Dollars)

Unit	FY14-15 Amount	FY15-16 Amount	FY16-17 Amount	FY17-18 Amount	FY18-19 Amount
Health Sciences (HS)					
Brody School of Medicine (BSOM)	\$20,307	\$26,123	\$19,307	\$16,318	\$30,982
College of Allied Health Sciences (CAHS)	\$1,085	\$802	\$520	\$835	\$1,922
School of Dental Medicine (SODM)	\$963	\$495	\$1,410	\$100	\$2,836
College of Nursing (CON)	\$1,972	\$5,178	\$1,929	\$787	\$2,524
HS Other	\$3,931	\$3,486	\$3,616	\$3,582	\$3,945
Subtotal	\$28,257	\$36,084	\$26,782	\$21,622	\$42,208
Academic Affairs (AA)					
Thomas Harriot College of Arts & Sciences (THCAS)	\$6,032	\$3,609	\$7,132	\$4,784	\$8,339
College of Business (COB)	-\$3	\$6	\$6	\$0	\$100
College of Education (COE)	\$1,512	\$3,119	\$2,719	\$2,426	\$7,105
College of Engineering and Technology (CET)	\$392	\$964	\$2,838	\$830	\$1,470
College of Fine Arts and Communications (CFAC)	\$77	\$317	\$35	\$32	\$24
College of Health and Human Performance (CHHP)	\$3,410	\$3,108	\$3,508	\$5,552	\$9,389
AA Other	\$1,363	\$1,606	\$1,358	\$1,919	\$369
Subtotal	\$12,783	\$12,729	\$17,597	\$15,543	\$26,796
Other					
Division of Research, Econ Dev, & Engagement (REDE)	\$2,556	\$554	\$935	\$449	\$1,126
Other	\$754	\$482	\$148	\$196	\$146
Subtotal	\$3,311	\$1,036	\$1,083	\$645	\$1,272
Total	\$44,350	\$49,849	\$45,461	\$37,810	\$70,276

FY18-19 Awards by PI Home Dept - Percent by Division

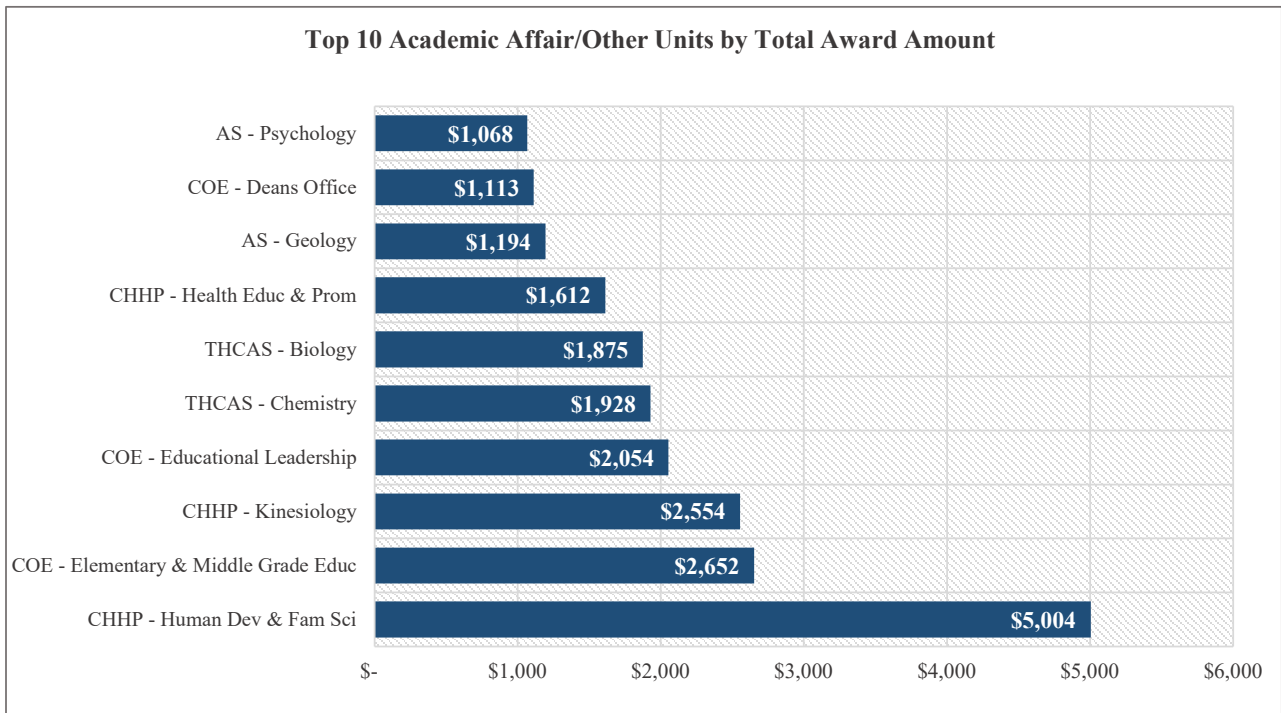
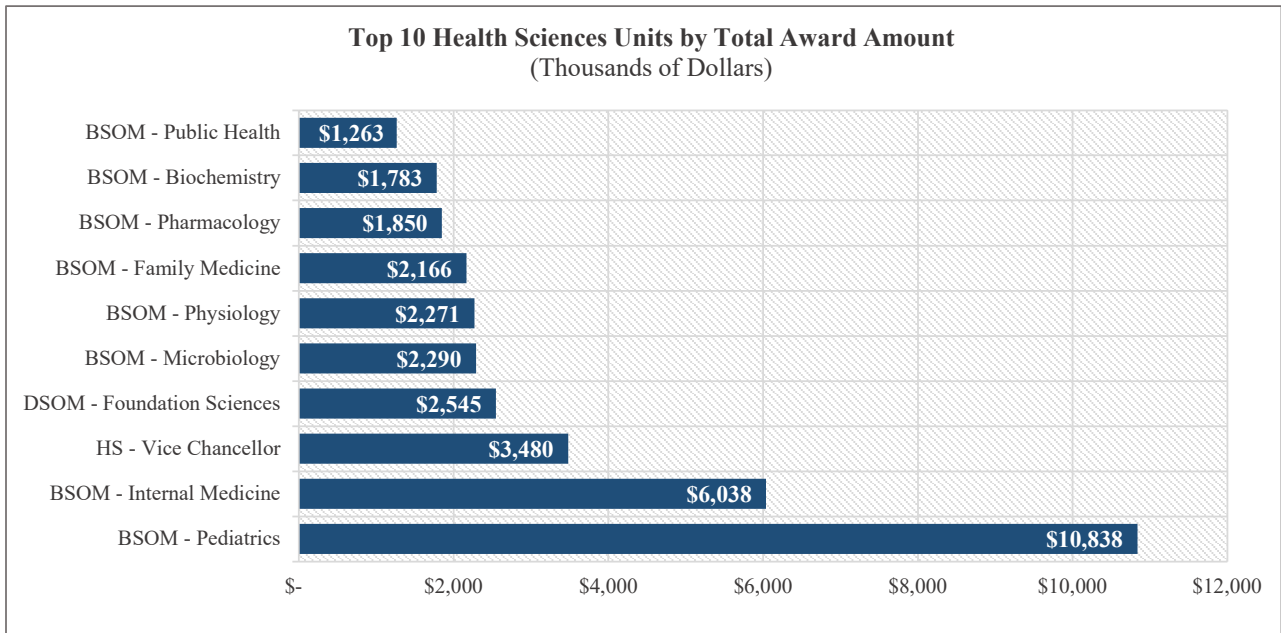


FY15-19 Awards by PI Home Division (Thousands of Dollars)



2018-2019 Awards by Principal Investigator Home Unit

(Thousands of Dollars)



2018-2019 Awards by Principal Investigator Home Unit

(Thousands of Dollars)

Health Sciences

Unit	Actions	Amount
Brody School of Medicine		
Academic Affairs	2	\$544
Anatomy and Cell Biology	5	\$578
Biochemistry	6	\$1,783
Cardiovascular Sciences	4	\$131
Emergency Medicine	4	\$224
Family Medicine	13	\$2,166
Group Practice Administration	2	\$50
Health Disparities	2	\$85
Internal Medicine	68	\$6,038
Microbiology	12	\$2,290
Obstetrics and Gynecology	1	\$390
Pathology	4	\$33
Pediatrics	37	\$10,838
Pharmacology	10	\$1,850
Physiology	13	\$2,271
Psychiatric Medicine	3	\$249
Public Health	6	\$1,263
Surgery	3	\$198

Allied Health Sciences

Communication Sciences & Disorders	4	\$564
Dean's Office	2	\$82
Health Services & Information Management	2	\$439
Nutrition	1	\$269
Occupational Therapy	1	\$24
Physical Therapy	1	\$431
Rehabilitation Studies	2	\$113

School of Dental Medicine

Foundation Sciences	15	\$2,545
General Dentistry	3	\$275
Innovation & Discovery	1	\$16

College of Nursing

Advanced Nursing Practice and Education	3	\$595
Dean's Office	5	\$137
Graduate Science	3	\$979
Nursing Science	5	\$759
Undergrad Science (Senior)	2	\$53

Health Sciences & Other

Agromedicine Institute	5	\$324
East Carolina Diabetes and Obesity Institute	2	\$63
Laupus Library	1	\$79
Vice Chancellor's Office	2	\$3,480

Academic Affairs

Unit	Actions	Amount
Thomas Harriot College of Arts and Sciences		
Anthropology	5	\$218
Biology	25	\$1,875
Chemistry	11	\$1,928
Criminal Justice	1	\$25
Economics	7	\$444
English	1	\$8
Geology	8	\$1,194
Geography and Planning	2	\$89

Academic Affairs

Unit	Actions	Amount
College of Business		
Bureau of Business Research	1	\$70
Hospitality Leadership	2	\$30

College of Education

Dean's Office	5	\$1,113
Educational Leadership	2	\$2,054
Elementary and Middle Grades Education	5	\$2,652
Interdisciplinary Profession	2	\$35
Literacy Studies English Education and Hist. Educ	1	\$3
Math, Science, and Instructional Technology	2	\$368
Special Education, Foundations & Research	5	\$880

College of Engineering & Technology

Center for Innovation in Technology & Engineering	1	\$1
Center for Sustainability	2	\$79
Center for Sustainable Energy and Environmental	1	\$19
Construction Management	1	\$215
Dean's Office	3	\$145
Engineering	6	\$186
Technology Systems	24	\$825

College of Fine Arts & Communications

Dean's Office	1	\$17
School of Music	2	\$7

College of Health & Human Performance

Health Education and Promotion	23	\$1,612
Human Development and Family Science	5	\$5,004
Interior Design	1	\$23
Kinesiology	16	\$2,554
Recreation and Leisure Studies	4	\$33
Social Work	4	\$162

Academic Affairs Other

Coastal Studies Institute	2	\$27
Enrollment Services	1	\$3
Institute for Coastal Science & Policy	4	\$38
Joyner Library	2	\$23
Graduate School	1	\$184
Office of Global Affairs	1	\$93

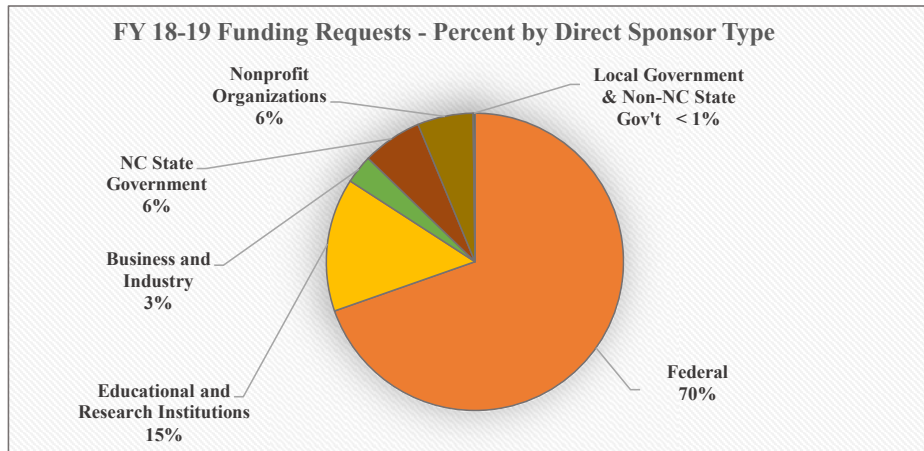
Other

Unit	Actions	Amount
REDE - Community Engagement and Research	1	\$100
REDE - Engagement, Innovation, Economic Dev	3	\$350
REDE - Small Business and Technology Dev	8	\$662
REDE - Vice Chancellors Office	2	\$14
SA - Student Involvement & Leadership	4	\$41
SA -Dean of Students	1	\$105

Funding Requests by Direct Sponsor Type

(Thousands of Dollars)

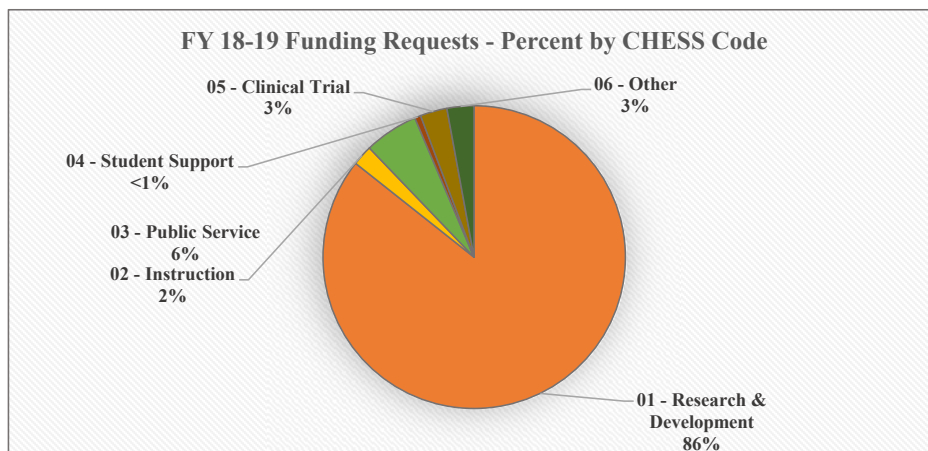
Direct Sponsor Type	FY14-15 Requests	FY15-16 Requests	FY16-17 Requests	FY17-18 Requests	FY18-19 Requests
Federal	\$135,733	\$144,562	\$169,441	\$169,081	\$184,253
Educational and Research Institutions	\$25,782	\$24,624	\$22,087	\$24,451	\$38,442
NC State Government	\$4,904	\$7,444	\$12,478	\$17,492	\$17,168
Nonprofit Organization	\$22,128	\$17,377	\$18,725	\$10,470	\$16,053
Business and Industry	\$11,305	\$10,327	\$7,219	\$6,241	\$8,190
Local Government	\$953	\$823	\$2,600	\$660	\$396
Other Sponsors	\$917	\$778	\$155	\$12	\$90
Total	\$201,721	\$205,935	\$232,705	\$228,406	\$264,592



Awards by CHES Code

(Thousands of Dollars)

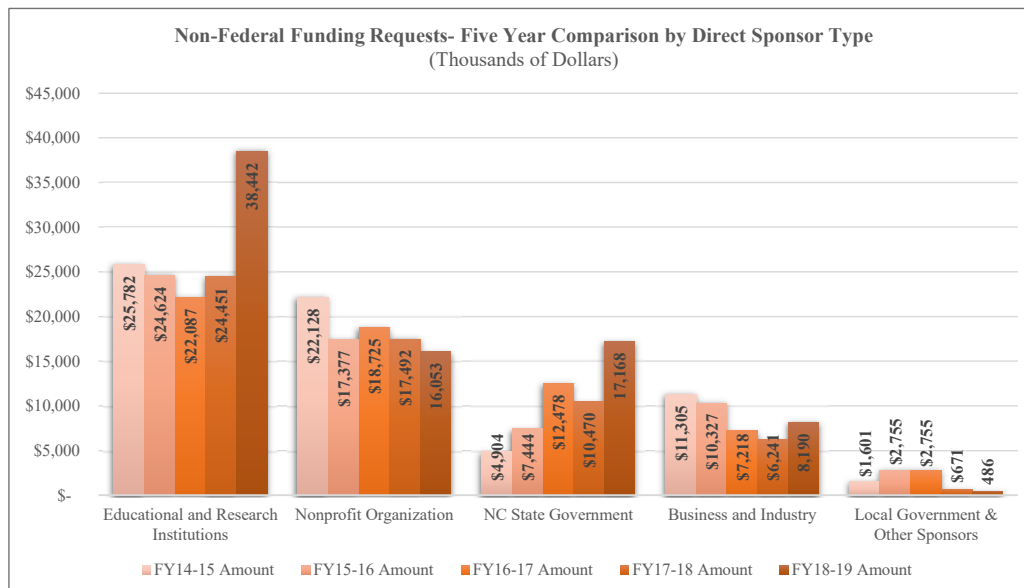
Direct Sponsor Type	FY14-15 Amount	FY15-16 Amount	FY16-17 Amount	FY17-18 Amount	FY18-19 Amount
01 - Research & Development	\$161,064	\$159,364	\$173,525	\$178,514	\$226,624
02 - Instruction	\$8,650	\$9,375	\$16,972	\$13,067	\$5,706
03 - Public Service	\$12,745	\$13,974	\$17,239	\$17,919	\$15,289
04 - Student Support	\$1,367	\$6,248	\$8,061	\$1,170	\$1,690
05 - Clinical Trial	\$4,745	\$7,272	\$3,815	\$12,796	\$7,621
06 - Other	\$13,150	\$9,701	\$13,094	\$4,939	\$7,663
Total	\$201,721	\$205,935	\$232,705	\$228,406	\$264,592



Funding Requests by Direct Sponsor Type

(Thousands of Dollars)

Direct Federal Sponsor	FY 2014-2015	FY 2015-2016	FY 2016-2017	FY 2017-2018	FY 2018-2019
NIH	\$64,210	\$80,674	\$87,153	\$95,651	\$82,307
NSF	\$32,413	\$34,443	\$42,759	\$32,490	\$52,780
DOED	\$5,407	\$1,605	\$19,176	\$24,003	\$12,838
HRSA	\$6,149	\$10,952	\$7,935	\$4,804	\$12,787
DOD	\$2,675	\$2,160	\$3,596	\$2,977	\$5,873
SAMHSA	\$625	\$125	\$125	\$303	\$5,483
USDA	\$5,533	\$399	\$586	\$2,489	\$2,967
DOE	\$1,073	\$1,084	\$0	\$153	\$2,900
NOAA	\$8,169	\$1,651	\$786	\$1,241	\$1,755
Other	\$0	\$147	\$27	\$0	\$1,255
DOJ	\$1,567	\$247	\$1,007	\$1,322	\$1,168
DHHS	\$4,971	\$6,093	\$3,604	\$847	\$896
NEH	\$182	\$677	\$744	\$490	\$623
NPS	\$154	\$65	\$69	\$200	\$283
NASA	\$89	\$567	\$0	\$0	\$107
IMLS	\$0	\$441	\$0	\$0	\$100
EPA	\$1,136	\$647	\$444	\$237	\$66
NIST	\$0	\$58	\$29	\$0	\$54
DOI	\$379	\$628	\$200	\$0	\$10
VA	\$0	\$0	\$0	\$0	\$0
DOC	\$0	\$0	\$498	\$987	\$0
NRC	\$0	\$0	\$0	\$384	\$0
CNCS	\$0	\$1,113	\$0	\$274	\$0
NEA	\$0	\$0	\$29	\$229	\$0
ACF	\$500	\$0	\$0	\$0	\$0
AHRQ	\$143	\$200	\$200	\$0	\$0
CDC	\$37	\$474	\$0	\$0	\$0
CMS	\$127	\$0	\$0	\$0	\$0
DOL	\$102	\$0	\$0	\$0	\$0
DOS	\$91	\$0	\$0	\$0	\$0
NHTSA	\$0	\$0	\$250	\$0	\$0
SBA	\$1	\$0	\$0	\$0	\$0
USAID	\$0	\$0	\$225	\$0	\$0
Total	\$ 135,733	\$ 144,451	\$ 169,441	\$ 169,081	\$ 184,253

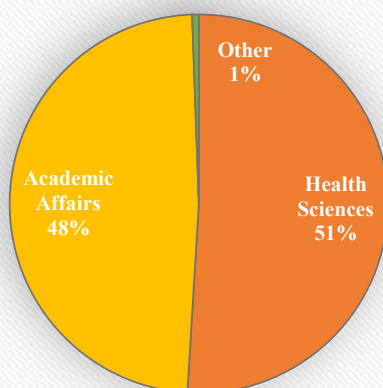


Funding Requests by Principal Investigator Home Unit

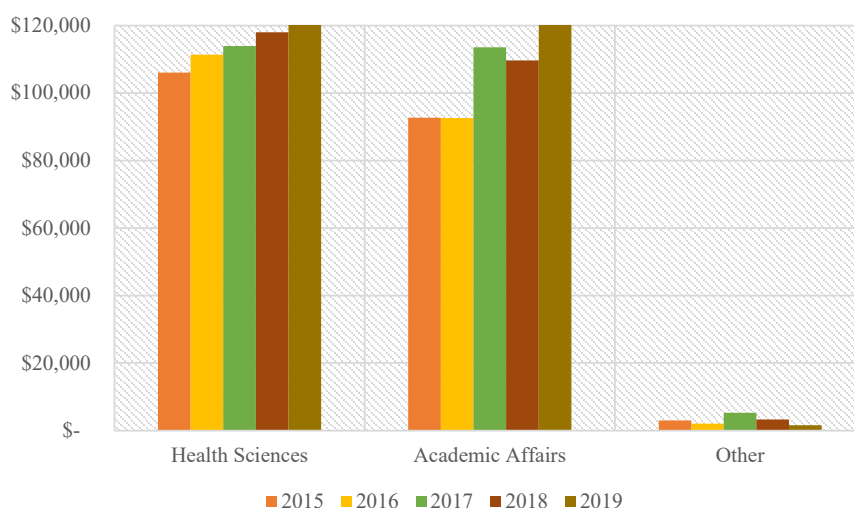
(Thousands of Dollars)

Unit	FY14-15 Requests	FY15-16 Requests	FY16-17 Requests	FY17-18 Requests	FY18-19 Requests
Health Sciences (HS)					
Brody School of Medicine (BSOM)	\$86,095	\$92,087	\$94,698	\$84,947	\$98,344
College of Allied Health Sciences (CAHS)	10,130	9,627	8,372	15,640	15,777
School of Dental Medicine (SODM)	1,695	4,217	3,901	11,732	13,637
College of Nursing (CON)	4,695	4,394	6,383	3,661	5,888
HS Other	3,437	1,056	601	1,995	1,199
Subtotal	\$106,052	\$111,381	\$113,956	\$117,975	\$134,844
Academic Affairs (AA)					
Thomas Harriot College of Arts & Sciences (THCAS)	\$54,260	\$47,090	\$45,435	\$31,811	\$53,411
College of Business (COB)	13	102	108	140	595
College of Education (COE)	4,921	5,656	29,927	27,208	23,857
College of Engineering and Technology (CET)	9,331	7,605	13,691	15,382	19,334
College of Fine Arts and Communications (CFAC)	627	711	57	17	37
College of Health and Human Performance (CHHP)	16,474	27,002	19,763	30,039	22,322
AA Other	7,089	4,390	4,546	5,107	8,673
Subtotal	\$92,715	\$92,555	\$113,527	\$109,704	\$128,230
Other					
Division of Research, Econ Dev, & Engagement (REDE)	2,015	1,858	3,174	1,295	1,252
Other	939	141	2,049	1,890	266
Subtotal	\$2,955	\$1,999	\$5,223	\$3,185	\$1,518
Total	\$201,721	\$205,935	\$232,705	\$230,864	\$264,592

FY18-19 Proposals by PI Home Dept - Percent by Division

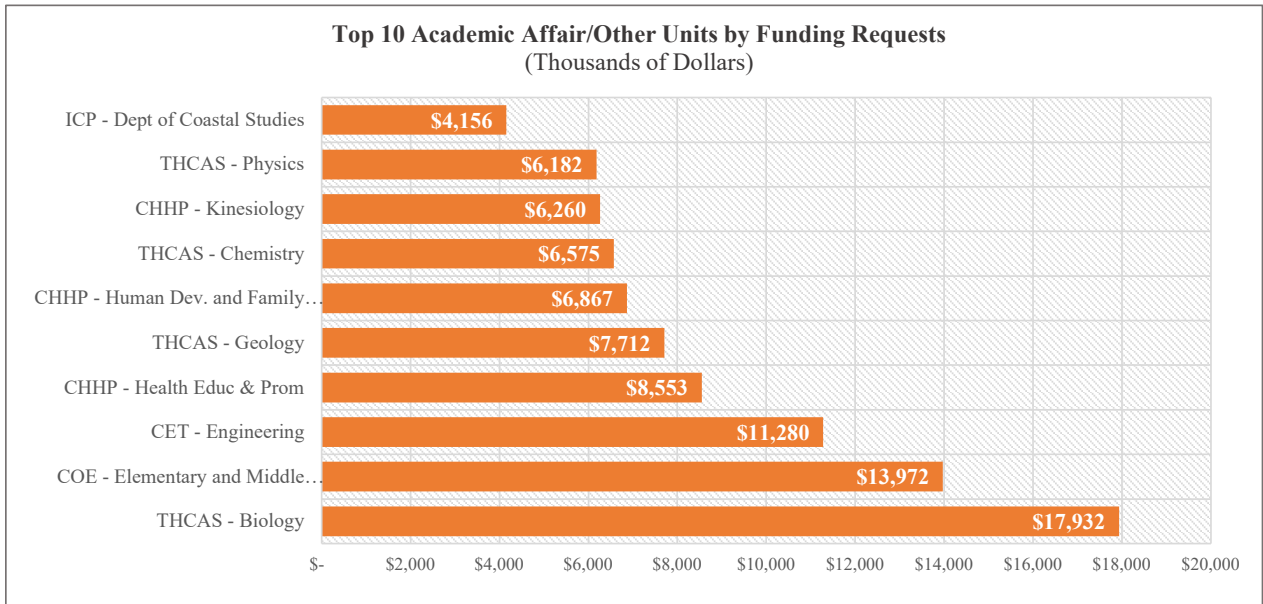
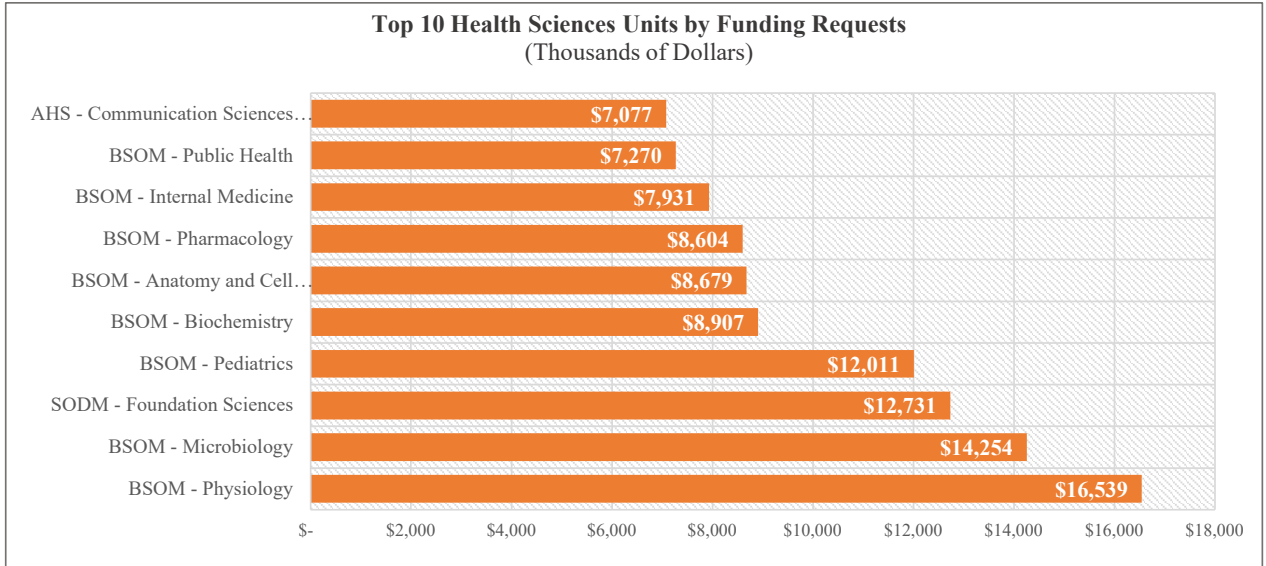


FY15-19 Proposals by PI Home Division (Thousands of Dollars)



2018-2019 Funding Requests by Principal Investigator Home Unit

(Thousands of Dollars)



2018-2019 Funding Requests by Principal Investigator Home Unit
(Thousands of Dollars)

Health Sciences

Unit	Proposals	Amount
Brody School of Medicine		
Academic Affairs	3	\$85
Anatomy and Cell Biology	12	\$8,679
Biochemistry	12	\$8,907
Bioethics and Interdisciplinary Studies	1	\$74
Cardiovascular Sciences	5	\$1,770
Emergency Medicine	7	\$578
Family Medicine	8	\$4,593
Group Practice Administration	1	\$52
Health Disparities	2	\$4,610
Internal Medicine	61	\$7,931
Microbiology	17	\$14,254
Obstetrics and Gynecology	1	\$397
Pathology	3	\$33
Pediatrics	40	\$12,011
Pharmacology	16	\$8,604
Physiology	25	\$16,539
Psychiatric Medicine	1	\$120
Public Health	19	\$7,270
Surgery	9	\$1,838

College of Allied Health Sciences

Communication Sciences & Disorders	7	\$7,077
Dean's Office	2	\$453
Health Services & Information Management	1	\$437
Nutrition	11	\$3,131
Occupational Therapy	3	\$123
Physical Therapy	3	\$480
Physician Assistant Studies	1	\$1,500
Rehabilitation Studies	3	\$2,575

School of Dental Medicine

Foundation Sciences	20	\$12,731
General Dentistry	2	\$716
Innovation & Discovery	2	\$171
Pediatrics and Orthodontics	1	\$10
Surgical Sciences	1	\$9

College of Nursing

Advanced Nursing Practice and Education	6	\$1,613
Baccalaureate Education	1	\$1
Dean's Office	2	\$64
Nursing Science	11	\$4,209

Health Sciences Other

Agromedicine Institute	5	\$415
East Carolina Diabetes and Obesity Institute	3	\$784

Academic Affairs

Unit	Proposals	Amount
Thomas Harriot College of Arts & Sciences		
Anthropology	5	\$1,137
Biology	58	\$17,932
Chemistry	20	\$6,575
Criminal Justice	4	\$1,653
Economics	11	\$956
English	9	\$370
Foreign Languages	4	\$572
Geography and Planning	15	\$1,932
Geology	18	\$7,712
History	5	\$913
Math	4	\$908
Philosophy	5	\$406
Physics	14	\$6,182
Political Science	5	\$2,086
Psychology	32	\$3,953
Sociology	2	\$124

Academic Affairs Continued

Unit	Proposals	Amount
College of Business		
Accounting	2	\$26
Bureau of Business Research	1	\$70
Hospitality Leadership	2	\$105
Management Information Systems	6	\$394

College of Education

Dean's Office	3	\$908
Elementary and Middle Grades Education	6	13,972
Interdisciplinary Profession	8	850
Literacy Studies English Education and History Ed	3	1,554
Math, Science, and Inst Tech	5	3,763
Special Ed, Foundations & Res	5	2,811

College of Engineering & Technology

Center for Innovation in Technology & Engineering	1	\$1
Center for Sustainability	2	\$695
Center for Sustainable Energy and Env. Engineering	3	\$619
Computer Science	6	\$3,697
Construction Management	7	\$981
Dean's Office	4	\$305
Engineering	27	\$11,280
Technology Systems	31	\$1,757

College of Fine Arts & Communications

Dean's Office	2	\$25
School of Music	2	\$12

College of Health & Human Performance

Health Education and Promotion	43	\$8,553
Human Development and Family Science	9	\$6,867
Interior Design	1	\$23
Kinesiology	21	\$6,260
Recreation and Leisure Studies	9	\$555
Social Work	3	\$64

Academic Affairs Other

Coastal Studies Institute	10	1,520
Enrollment Services	1	3
Graduate School	1	\$11
ICP - Department of Coastal Studies	5	\$4,156
ICP - Integrated Coastal Programs	1	\$151
LIB - Joyner Library	4	147
Office of Global Affairs	2	218
Office of the Provost	2	2,465

Other

Unit	Proposals	Amount
REDE - Community Engagement and Research	2	\$350
REDE - Engagement, Innov, Econ Development	2	\$310
REDE - Small Business & Technology Dev	3	\$574
REDE - Vice Chancellors Office	3	\$19
SA - Dean of Students	1	\$105
SA - Recreation Services	1	\$5
SA - Student Involvement & Leadership	4	\$156

Affiliated Center Proposal & Award Data

(Thousands of Dollars)

The following report outlines the portion of the overall awards and funding requests that are affiliated with a center or institute. In instances where projects are affiliated with more than one center or institute the total award or funding request amount is fully associated with each.

Awards

(In Thousands of Dollars)

Unit	Affiliated Center	Total Amount FY14-15	Total Amount FY15-16	Total Amount FY16-17	Total Amount FY17-18	Total Amount FY18-19
Health Sciences (HS)						
HS	Agromedicine Institute	\$213	\$1,781	\$97	\$193	\$1,024
BSOM	Center for Health Disparities	\$527	\$413	\$866	\$1,140	\$663
HS	East Carolina Diabetes and Obesity Institute	\$2,573	\$3,087	\$1,939	\$1,751	\$3,799
BSOM	Telemedicine Center	\$0	\$300	\$0	\$300	\$300
Academic Affairs (AA)						
THCAS	Center for Hazard Research	\$451	\$366	\$40	\$66	\$50
CET	Center for Innovation in Technology & Engineering	\$131	\$183	\$176	\$63	\$64
CET	Center for Sust Energ & Env Engineering	\$55	\$0	\$266	\$176	\$281
AA	Coastal Studies Institute	\$715	\$239	\$589	\$120	\$75
AA	Institute for Coastal Science and Policy	\$2,536	\$1,063	\$1,348	\$1,340	\$247
COE	STEM Center	\$0	\$9	\$9	\$251	\$27
Other						
REDE	Small Business and Technology Development	\$330	\$365	\$302	\$231	\$662
Total		\$7,532	\$7,805	\$5,633	\$5,631	\$7,191

Funding Requests

(In Thousands of Dollars)

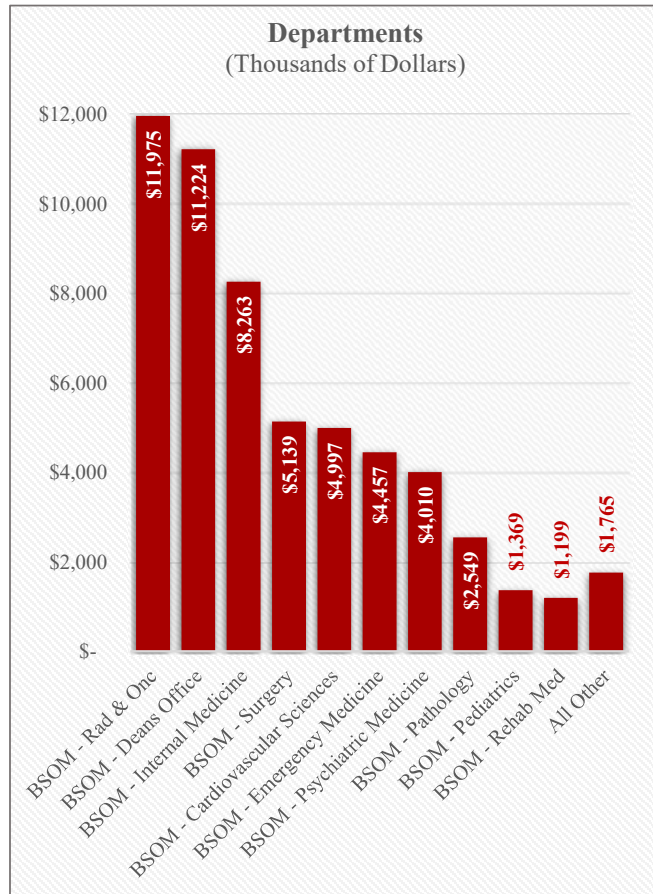
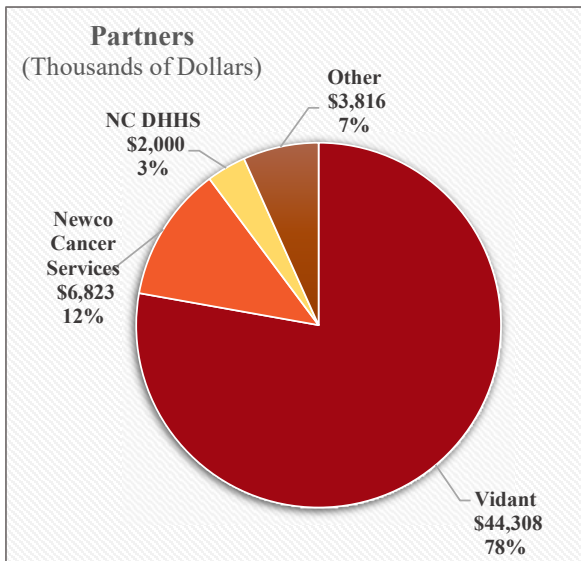
Unit	Affiliated Center	Total Amount FY14-15	Total Amount FY15-16	Total Amount FY16-17	Total Amount FY17-18	Total Amount FY18-19
Health Sciences (HS)						
HS	Agromedicine Institute	\$1,682	\$3,392	\$601	\$590	\$4,902
BSOM	Center for Health Disparities	\$15,816	\$18,408	\$10,037	\$8,625	\$10,145
HS	East Carolina Diabetes and Obesity Institute	\$21,271	\$17,967	\$20,804	\$32,685	\$21,076
BSOM	Telemedicine Center	\$0	\$1,232	\$0	\$0	\$0
Academic Affairs (AA)						
THCAS	Center for Hazard Research	\$653	\$990	\$1,448	\$176	\$2,915
CET	Center for Innovation in Technology & Engineering	\$210	\$352	\$70	\$43	\$52
CET	Center for Sust Energ & Env Engineering	\$120	\$2,655	\$2,311	\$623	\$525
AA	Coastal Studies Institute	\$10,009	\$1,303	\$2,714	\$3,794	\$3,654
AA	Institute for Coastal Science and Policy	\$19,614	\$6,198	\$5,404	\$2,380	\$4,356
COE	STEM Center	\$1,968	\$1,462	\$3,078	\$1,009	\$3,083
Other						
REDE	Small Business and Technology Development	\$301	\$351	\$302	\$298	\$574
Total		\$71,646	\$54,311	\$46,768	\$50,223	\$51,282

ECU Physicians/Brody Service Contracts

In Fiscal Year 2018-2019, the Office of Sponsored Programs recorded contracts generated through the Brody School of Medicine Practice Plan.

Type	Amount (Thousands)
Nonprofit Organization	\$44,786
Business and Industry	8,247
State Government (NC)	2,992
Local Government	641
Educational and Research Institution	280
Other Sponsors	<1
Total	\$56,947

Unit	Amount (Thousands)
Health Sciences	\$56,760
Division of Finance and Administration	187
Total	\$56,947



ECU Dental Professional Service Contracts

In Fiscal Year 2018-2019, the Office of Sponsored Programs recorded contracts generated through the School of Dental Medicine.

Type	Amount (Thousands)
Business and Industry	\$181
State Government (NC)	\$151
Nonprofit Organization	\$109
Federal	\$63
Local Government	9
Total	\$512

