



ECU

DIVISION OF RESEARCH,
ECONOMIC DEVELOPMENT
& ENGAGEMENT

RESEARCH ADMINISTRATION

**FISCAL YEAR
2019-2020**

**REPORT OF SPONSORED
PROGRAM ACTIVITY**

Table of Contents

| | |
|-------------------------------------------|----|
| Fiscal Year Summary..... | 5 |
| Expenditures | |
| Expenditures by Sponsor Type..... | 6 |
| Expenditures by Unit..... | 8 |
| Expenditures by Cost Type..... | 11 |
| Effective F&A Rates..... | 11 |
| Expenditures by Category..... | 12 |
| Awards | |
| Awards by Sponsor Type..... | 13 |
| Awards by PI Home Unit..... | 16 |
| Proposals | |
| Funding Requests by Sponsor Type..... | 19 |
| Funding Requests by PI Home Unit..... | 21 |
| Affiliated centers or institutes | |
| Awards and Funding Requests..... | 25 |
| ECUP/BSOM Contracts | |
| Contracts by Category..... | 26 |
| ECU Dental Professional Service Contracts | |
| Contracts by Category..... | 27 |

Interpreting the Data

There are three traditional ways of reporting an institution's sponsored program activity: award expenditures, awards received, and proposals submitted. The following explanations of these data types will assist in correct interpretation of this annual report.

Expenditures

Expenditure reports provide the most accurate measure of sponsored activity. Actual expenditures during a defined time period (fiscal year) provide a consistent basis on which to compare sponsored program activity over a period of years, between University units, and with other universities. Expenditures are reported by fiscal year, regardless of the starting and ending dates of the awards. Expenditures rarely equal awards in a sponsored programs portfolio. In some cases, the University does not expend all the funds committed for each award. Fee for service agreements, especially clinical trials when enrollment targets are not met, can have expenditures well below award amount. Thus, expenditure data is the most reliable for trend analysis and internal and external comparisons.

The Office of Research Administration oversees the financial management of grants and contracts in the Banner financial system and provides the annual expenditure data.

Awards

The award amount is the sponsor's funding obligation to the University; the University may spend less than or up to that amount during the award period but may not spend more. Awards reported in a fiscal year period include new funds for a new project, supplemental funds for an existing project, additional funds for a project extension, and annual incremental funding received for a multi-year project. Because award reports include both single-year and multi-year award totals, they are not a reliable predictor of expenditures for the coming year. Although not the most accurate means of quantifying sponsored project activity, awards are often used by external entities as the proxy for expenditures when reporting on the sponsored projects portfolio and when comparing institutions.

The Office of Research Administration receives awards on behalf of the University and captures award data in the ElecTronic Research Administration & Compliance System (eTRACS) database.

Proposals

Proposal data reports include all new funds requested, whether for a single year or a multi-year project, during the fiscal year. The request may be in a new proposal for a new project period, in a new proposal for repeat of a previously funded project, in a supplemental funding request for the same project period, or in an additional funding request for a project extension. Because the request for funds may occur in an earlier year than receipt of award, calculating proposal success rates by comparing proposals and awards and using proposal data is not appropriate.

The Office of Research Administration approves all proposals for submission on behalf of the University and captures proposal data in the ElecTronic Research Administration & Compliance System (eTRACS) database.

Five Year Summary of Sponsored Program Activity
(Thousands of Dollars)

| Sponsored Program Expenditures | | | | | |
|--------------------------------|----------|----------|----------|----------|----------|
| | FY 15-16 | FY 16-17 | FY 17-18 | FY 18-19 | FY 19-20 |
| Total | \$38,431 | \$38,385 | \$41,532 | \$46,603 | \$51,037 |

| Sponsored Awards | | | | | | | | | | |
|------------------|----------|----------|----------|----------|----------|----------|----------|----------|----------|----------|
| | FY 15-16 | | FY 16-17 | | FY 17-18 | | FY 18-19 | | FY 19-20 | |
| | Awards | Amount | Awards | Amount | Awards | Amount | Awards | Amount | Awards | Amount |
| Total | 470 | \$49,849 | 406 | \$45,461 | 376 | \$37,810 | 487 | \$70,276 | 405 | \$57,684 |

| Proposals | | | | | | | | | | |
|-----------|-----------|-----------|-----------|-----------|-----------|-----------|-----------|-----------|-----------|-----------|
| | FY 15-16 | | FY 16-17 | | FY 17-18 | | FY 18-19 | | FY 19-20 | |
| | Proposals | Requested | Proposals | Requested | Proposals | Requested | Proposals | Requested | Proposals | Requested |
| Total | 723 | \$205,935 | 669 | \$232,705 | 669 | \$228,406 | 793 | \$264,592 | 723 | \$293,187 |

ECU Physicians

Brody Service Contracts

| | FY 15-16 | FY 16-17 | FY 17-18 | FY 18-19 | FY 19-20 |
|-------|----------|----------|----------|----------|----------|
| Total | \$53,134 | \$53,520 | \$56,978 | \$56,947 | \$51,065 |

ECU Dental

Dental Medicine Service Contracts

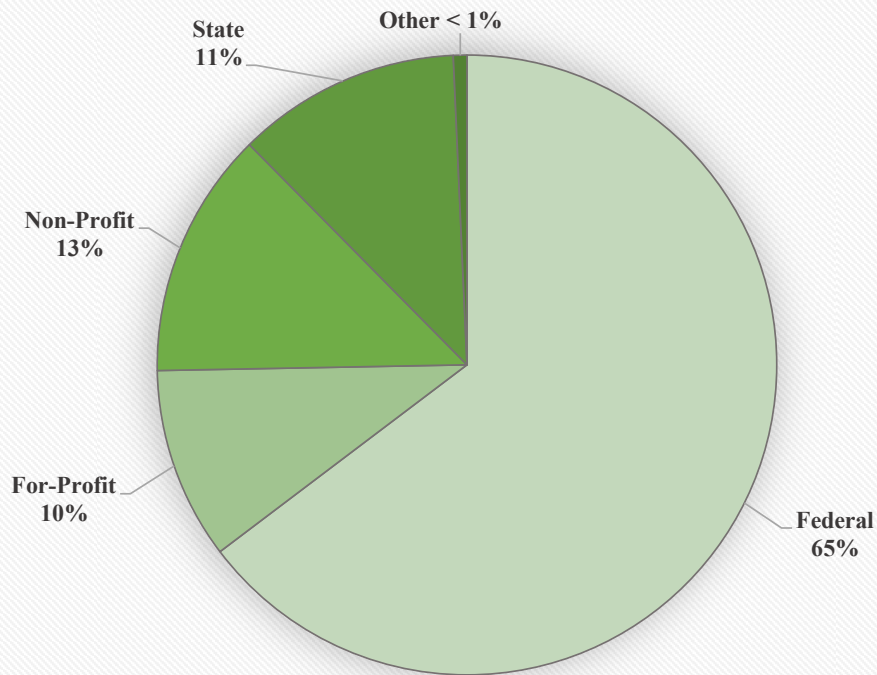
| | FY 17-18 | FY 18-19 | FY 19-20 |
|-------|----------|----------|----------|
| Total | \$659 | \$512 | \$303 |

Expenditures by Sponsor Type

(Thousands of Dollars)

| Sponsor Type | FY15-16 Amount | FY 16-17 Amount | FY 17-18 Amount | FY 18-19 Amount | FY 19-20 Amount |
|--------------------------------|-------------------|--------------------|--------------------|--------------------|--------------------|
| Federal & Federal Pass Through | \$21,005 | \$22,577 | \$23,737 | \$28,530 | \$33,024 |
| Non-Profit | \$7,704 | \$6,600 | \$8,013 | \$8,314 | \$6,575 |
| Other | \$11 | \$16 | \$0 | \$1 | \$5,965 |
| State | \$5,735 | \$5,240 | \$5,438 | \$4,733 | \$5,108 |
| For-Profit | \$3,863 | \$3,927 | \$4,273 | \$4,969 | \$306 |
| Local Government | \$114 | \$25 | \$70 | \$54 | \$60 |
| Total | \$38,431 | \$38,385 | \$41,531 | \$46,602 | \$51,037 |

FY19-20 Expenditures - Percent by Sponsor Type

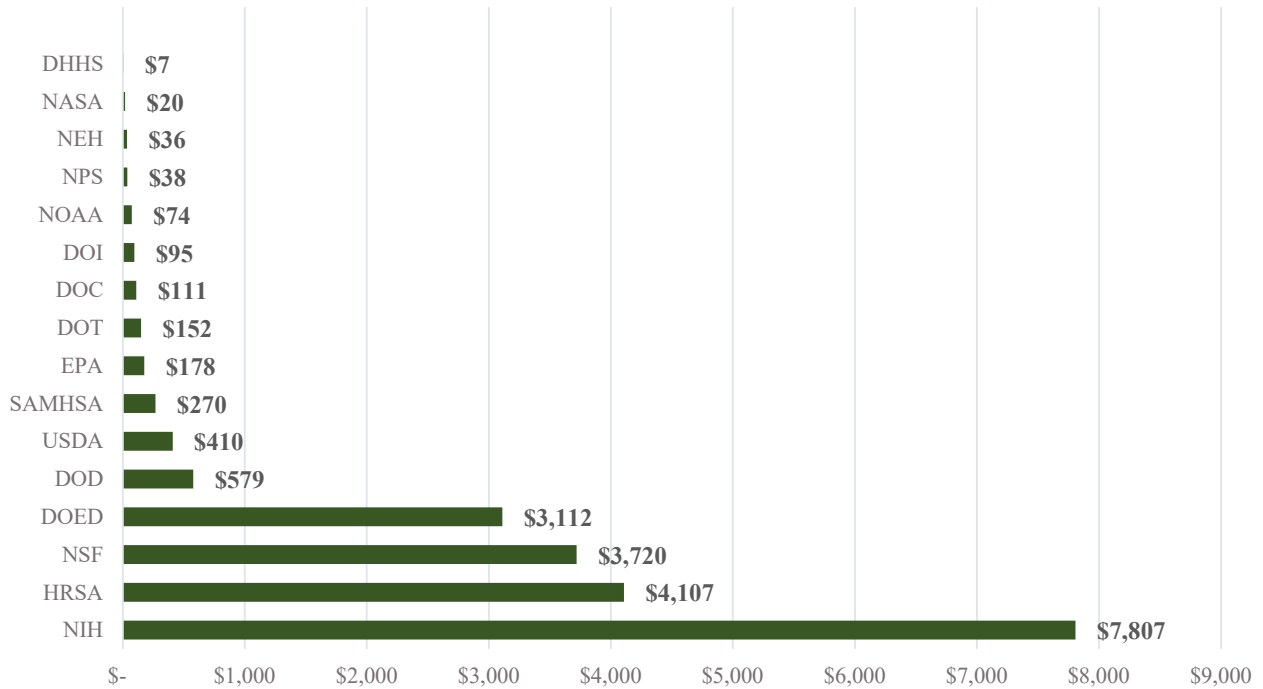


Expenditures by Direct Sponsor Type

(Thousands of Dollars)

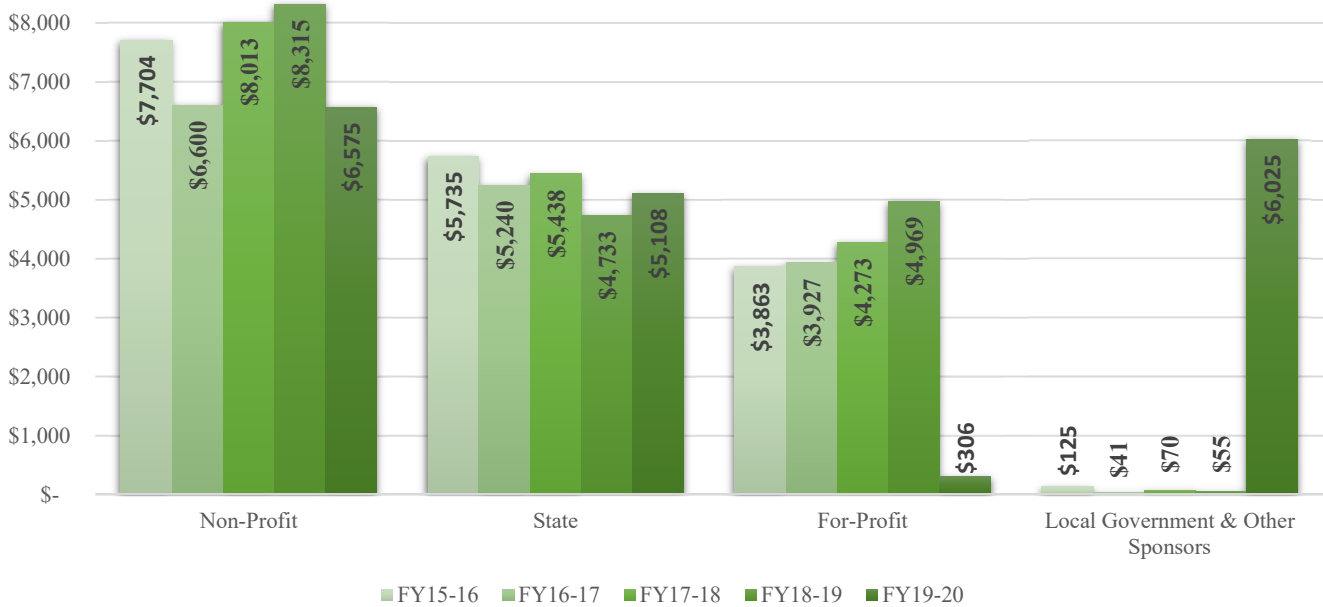
Direct Federal Expenditures FY 2019-2020

(Thousands of Dollars)



Non-Federal Expenditures - Five Year Comparison

(Thousands of Dollars)

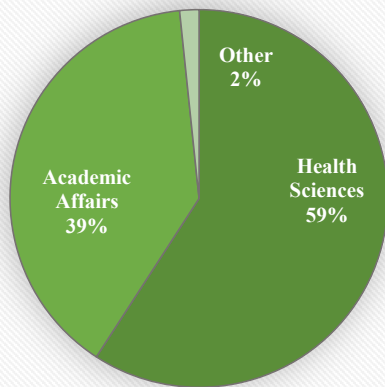


Expenditures by Unit

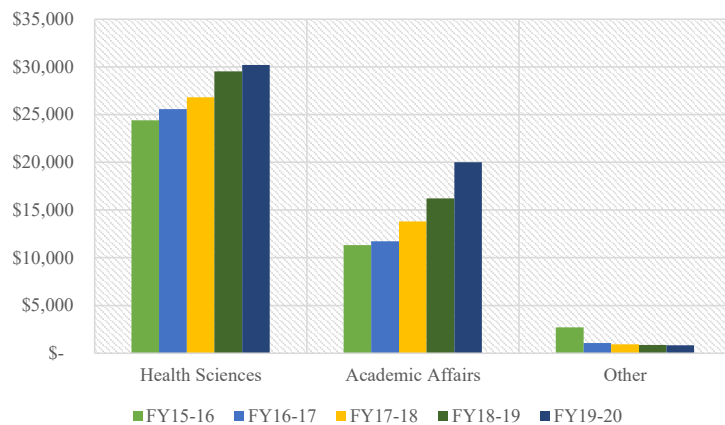
(Thousands of Dollars)

| Unit | FY15-16 Amount | FY16-17 Amount | FY17-18 Amount | FY18-19 Amount | FY19-20 Amount |
|-----------------------------------------------------|-------------------|-------------------|-------------------|-------------------|-------------------|
| Health Sciences (HS) | | | | | |
| Brody School of Medicine (BSOM) | \$19,681 | \$19,693 | \$22,370 | \$24,986 | \$24,620 |
| College of Allied Health Sciences (CAHS) | \$1,133 | \$841 | \$526 | \$538 | \$1,209 |
| School of Dental Medicine (SODM) | \$405 | \$841 | \$751 | \$1,140 | \$1,131 |
| College of Nursing (CON) | \$2,452 | \$3,065 | \$1,834 | \$1,545 | \$1,692 |
| HS Other | \$724 | \$1,131 | \$1,325 | \$1,306 | \$1,538 |
| Subtotal | \$24,394 | \$25,572 | \$26,805 | \$29,515 | \$30,190 |
| Academic Affairs (AA) | | | | | |
| Thomas Harriot College of Arts & Sciences (THCAS) | \$3,281 | \$2,865 | \$4,273 | \$4,767 | \$6,231 |
| College of Business (COB) | \$6 | \$6 | <1 | \$38 | \$95 |
| College of Education (COE) | \$2,051 | \$2,170 | \$1,958 | \$2,714 | \$4,472 |
| College of Engineering and Technology (CET) | \$744 | \$737 | \$745 | \$1,287 | \$1,706 |
| College of Fine Arts and Communications (CFAC) | \$30 | \$36 | \$20 | \$35 | \$18 |
| College of Health and Human Performance (CHHP) | \$2,590 | \$3,584 | \$4,906 | \$5,560 | \$5,975 |
| AA Other | \$2,613 | \$2,342 | \$1,906 | \$1,829 | \$1,510 |
| Subtotal | \$11,315 | \$11,739 | \$13,808 | \$16,231 | \$20,006 |
| Other | | | | | |
| Division of Research, Econ Dev, & Engagement (REDE) | \$2,192 | \$691 | \$726 | \$684 | \$748 |
| Other | \$530 | \$384 | \$192 | \$173 | \$94 |
| Subtotal | \$2,722 | \$1,075 | \$918 | \$857 | \$842 |
| Total | \$38,431 | \$38,385 | \$41,532 | \$46,603 | \$51,037 |

FY19-20 Expenditures - by Division



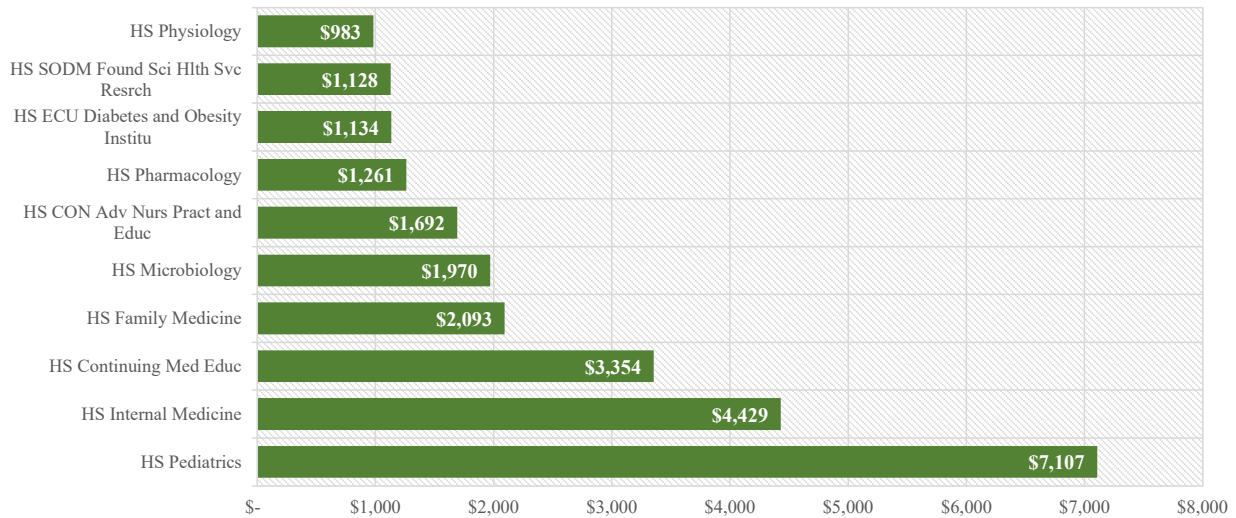
FY16-20 Expenditures by Division
(Thousands of Dollars)



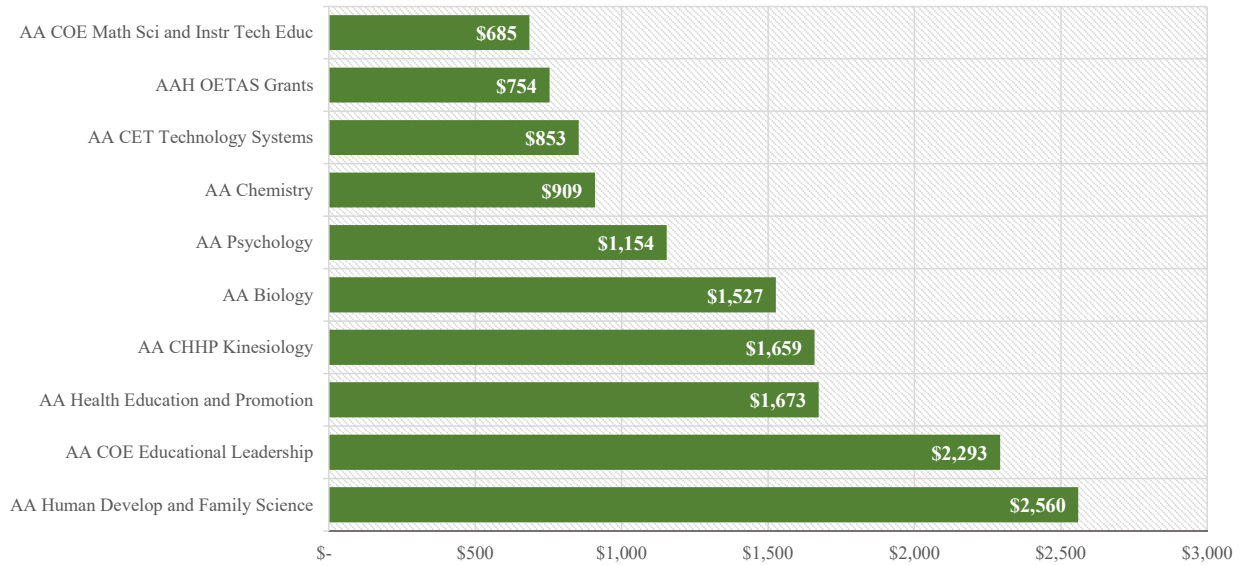
2019-2020 Expenditures by Unit

(Thousands of Dollars)

Top 10 Health Sciences Units by Expenditures



Top 10 Academic Affairs/Other Units by Expenditures



2019-2020 Expenditures by Unit (Thousands of Dollars)

Health Sciences

| Unit | Projects | Amount |
|---------------------------------|----------|---------|
| Brody School of Medicine | | |
| Academic Affairs | 5 | \$47 |
| Anatomy | 8 | \$588 |
| Biochemistry | 10 | \$587 |
| Center for Health Equity | 7 | \$178 |
| Continuing Med Educ | 2 | \$3,354 |
| East Carolina Heart Institute | 19 | \$204 |
| ECU Physicians | 2 | \$55 |
| Emergency Medicine | 5 | \$128 |
| Family Medicine | 17 | \$2,093 |
| Internal Medicine | 142 | \$4,429 |
| Leo Jenkins Cancer Center | 4 | \$1 |
| Microbiology | 16 | \$1,970 |
| Obstetrics and Gynecology | 2 | \$391 |
| Pathology | 4 | \$40 |
| Pediatrics | 98 | \$7,107 |
| Pharmacology | 18 | \$1,261 |
| Physiology | 18 | \$983 |
| Psychiatric Medicine | 3 | \$108 |
| Public Health | 12 | \$975 |
| Surgery | 13 | \$120 |

| | | |
|--------------------------------------------|----|-------|
| College of Allied Health Sciences | | |
| College of Allied Health Sciences | 2 | \$32 |
| Communication Science & Disorders | 10 | \$419 |
| Health Services and Information Management | 2 | \$157 |
| Nutrition Science | 1 | \$170 |
| Occupational Therapy | 4 | \$190 |
| Physical Therapy | 1 | \$120 |
| Phys Assist Studies | 1 | \$8 |
| Rehabilitation Studies | 4 | \$114 |

| | | |
|----------------------------------|----|---------|
| School of Dental Medicine | | |
| School of Dental Medicine | 2 | \$3 |
| Foundation Sciences | 18 | \$1,128 |
| Research Innovation & Discovery | 1 | \$1 |

| | | |
|-----------------------------------------|----|---------|
| College of Nursing | | |
| Advanced Nursing Practice and Education | 29 | \$1,692 |

| | | |
|------------------------------------|----|---------|
| Health Sciences Other | | |
| Agromedicine | 12 | \$267 |
| ECU Diabetes and Obesity Institute | 13 | \$1,134 |
| Laupus Library | 2 | \$77 |
| Vice Chancellor Administration | 1 | \$60 |

Academic Affairs

| Unit | Projects | Amount |
|------------------------------------------------------|----------|---------|
| Thomas Harriot College of Arts & Sciences | | |
| Anthropology | 1 | \$3 |
| Biology | 56 | \$1,527 |
| Chemistry | 13 | \$909 |
| Criminal Justice | 2 | \$129 |
| Economics | 8 | \$334 |
| English | 4 | \$84 |
| Geography | 8 | \$332 |
| Geology | 15 | \$564 |
| Math | 1 | \$36 |
| Philosophy | 1 | \$108 |
| History | 11 | \$564 |
| Physics | 10 | \$418 |
| Political Science | 4 | \$67 |
| Psychology | 28 | \$1,154 |
| Sociology | 1 | \$2 |

Academic Affairs Continued

| Unit | Projects | Amount |
|----------------------------|----------|--------|
| College of Business | | |
| College of Business | 5 | \$82 |
| School of Entrepreneurship | 1 | \$13 |

| | | |
|---------------------------------------------|----|---------|
| College of Education | | |
| College of Education | 7 | \$483 |
| Educational Leadership | 5 | \$2,293 |
| Interdisciplinary Professions | 2 | \$79 |
| Lit Stud Engl Ed And Hist Ed | 1 | \$2 |
| Math, Science, and Instructional Technology | 8 | \$685 |
| New Teacher Support Program | 1 | \$76 |
| Rural Education Institute | 4 | \$207 |
| Special Education, Foundation and Research | 13 | \$647 |

| | | |
|------------------------------------------------|----|-------|
| College of Engineering & Technology | | |
| College of Engineering & Technology | 4 | \$117 |
| Center for Sustainability | 4 | \$75 |
| Computer Science | 4 | \$180 |
| Construction Management | 3 | \$82 |
| Engineering | 15 | \$397 |
| Technology Systems | 11 | \$853 |

| | | |
|--------------------------------------------------|---|------|
| College of Fine Arts & Communications | | |
| College of Fine Arts and Communication | 5 | \$14 |
| School of Music | 2 | \$4 |

| | | |
|--------------------------------------------------|----|---------|
| College of Health & Human Performance | | |
| Health Education and Promotion | 49 | \$1,673 |
| Human Develop and Family Science | 8 | \$2,560 |
| Interior Design | 1 | \$7 |
| Kinesiology | 19 | \$1,659 |
| Recreation and Leisure Studies | 9 | \$37 |
| Social Work | 4 | \$38 |

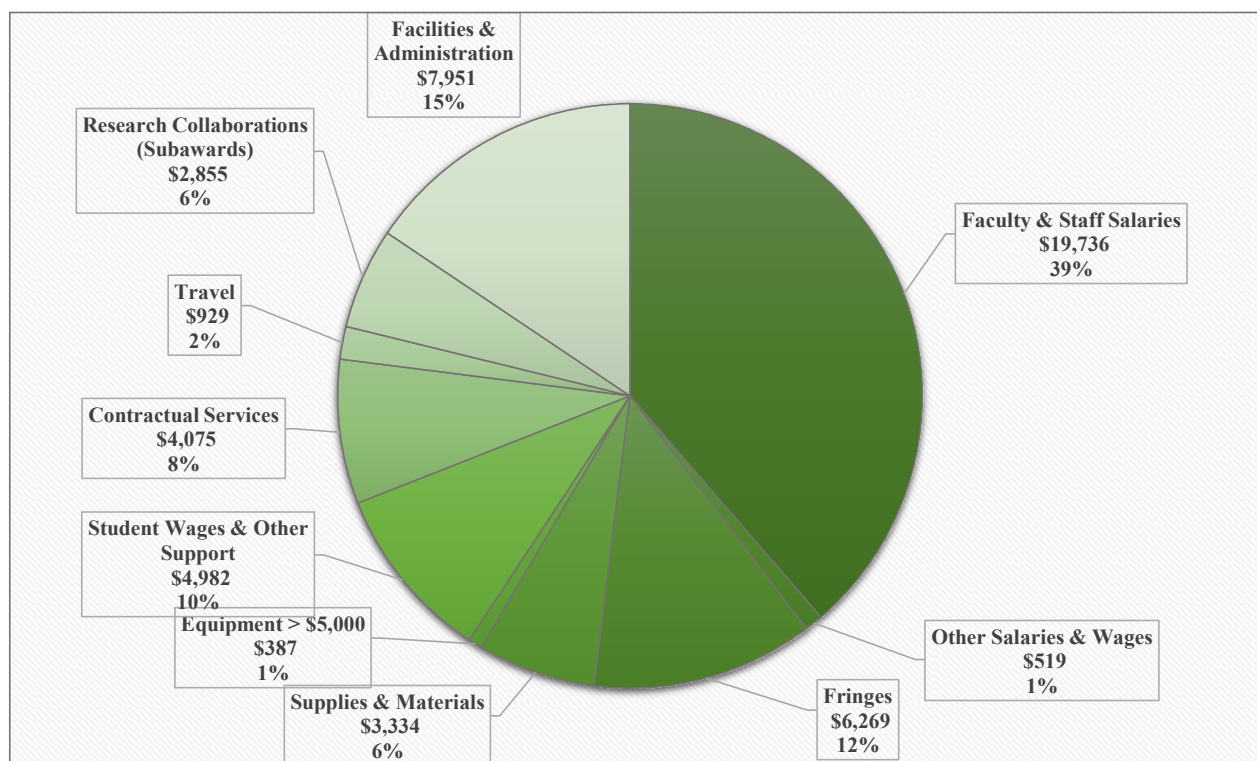
| | | |
|-----------------------------------|----|-------|
| Academic Affairs Other | | |
| Coastal Program | 23 | \$602 |
| Enrollment Services | 1 | \$5 |
| Graduate School | 2 | \$51 |
| Inst Plan Assessment and Research | 1 | \$9 |
| Joyner Library | 2 | \$5 |
| OETAS | 5 | \$754 |
| Office of Global Affairs | 1 | \$84 |

Other

| Unit | Projects | Amount |
|-----------------------------------------------|----------|--------|
| REDE - Community Engagement & Research | 2 | \$199 |
| REDE - Innovation and Economic Development | 4 | \$150 |
| REDE - Innovation and New Ventures | 1 | \$2 |
| REDE - Small Business & Technology Dev Center | 4 | \$397 |
| SA - Student Affairs | 2 | \$76 |
| SA - Student Leadership & Service Learning | 2 | \$1 |
| SA - Intergenerational Comm Cntr | 2 | \$17 |

2019-2020 Expenditures by Cost Type

(Thousands of Dollars)

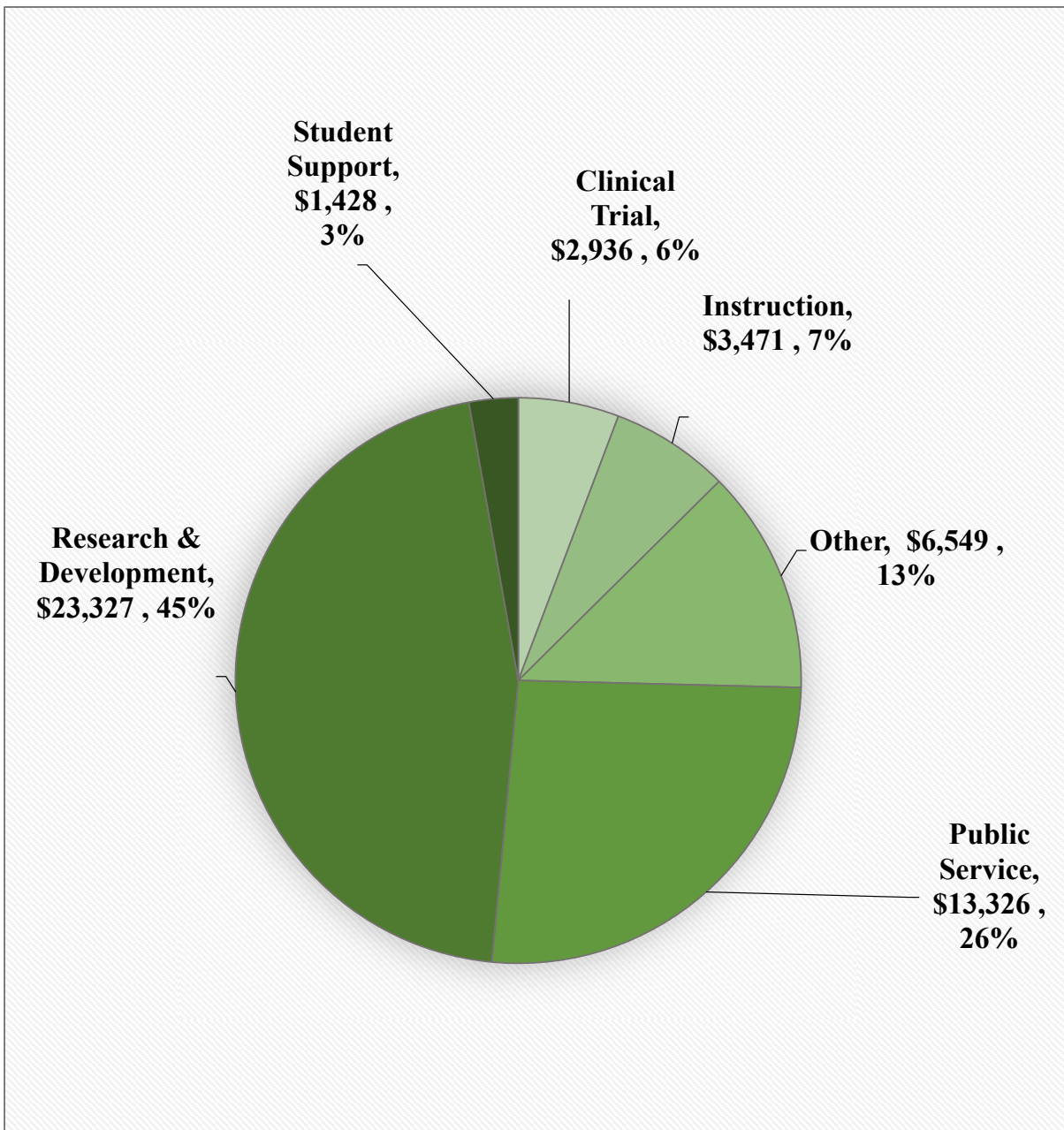


Effective F&A Rates

(Thousands of Dollars)

| | FY15-16 Effective Rate on TDC | FY16-17 Effective Rate on TDC | FY17-18 Effective Rate on TDC | FY18-19 Effective Rate on TDC | FY19-20 Effective Rate on TDC | FY 19-20 F&A | FY 19-20 Total Direct Costs |
|-------------------------|-------------------------------------|-------------------------------------|-------------------------------------|-------------------------------------|-------------------------------------|-----------------|-----------------------------------|
| Health Sciences | | | | | | | |
| BSOM | 18.26% | 17.70% | 19.18% | 19.60% | 18.20% | \$3,790 | \$20,829 |
| CAHS | 17.73% | 23.24% | 17.43% | 20.90% | 27.78% | \$263 | \$946 |
| CON | 5.34% | 7.83% | 5.95% | 5.06% | 5.57% | \$89 | \$1,602 |
| SODM | 6.38% | 3.57% | 4.03% | 11.23% | 4.30% | \$47 | \$1,084 |
| HS OTHER | 17.25% | 26.21% | 32.80% | 28.18% | 31.24% | \$366 | \$1,172 |
| Academic Affairs | | | | | | | |
| CET | 8.00% | 10.09% | 17.19% | 20.60% | 15.72% | \$232 | \$1,474 |
| COB | 5.12% | 0.00% | 0.00% | 12.80% | 46.50% | \$30 | \$65 |
| COE | 5.28% | 5.78% | 8.84% | 11.21% | 9.88% | \$402 | \$4,070 |
| CFAC | 4.90% | 2.90% | 0.84% | 21.53% | 0.00% | \$0 | \$18 |
| CHHP | 17.77% | 18.48% | 18.36% | 19.67% | 20.03% | \$997 | \$4,978 |
| THCAS | 22.09% | 22.92% | 28.74% | 33.43% | 29.71% | \$1,427 | \$4,804 |
| AA/OTHER | 13.57% | 14.62% | 18.58% | 14.48% | 20.05% | \$268 | \$1,336 |
| Other | | | | | | | |
| REDE | 1.51% | 1.13% | 1.02% | 9.41% | 5.65% | \$40 | \$708 |
| TOTAL | 14.99% | 15.82% | 18.47% | 19.45% | 18.45% | \$7,951 | \$43,086 |

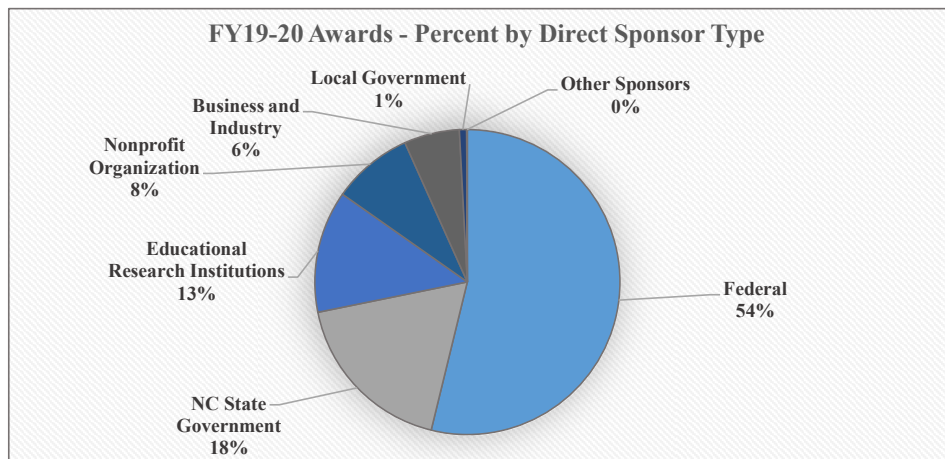
2019-2020 Expenditures by CHESS Code Category
(Thousands of Dollars)



Awards by Direct Sponsor Type

(Thousands of Dollars)

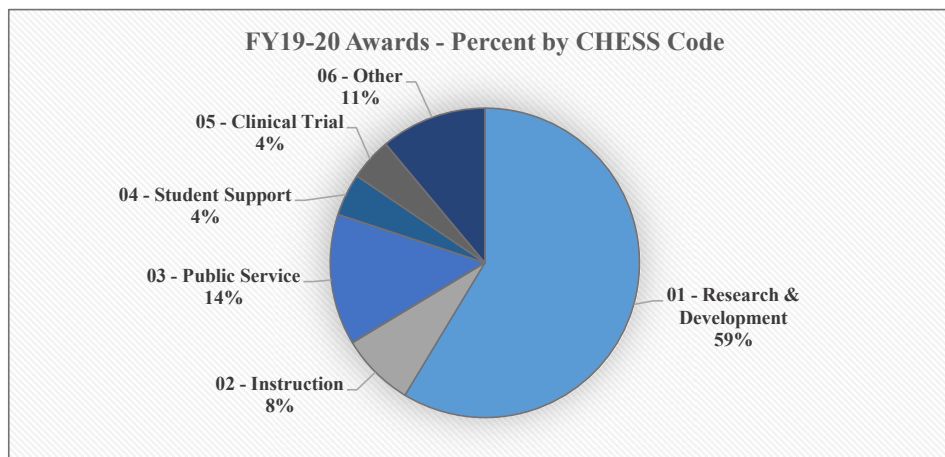
| Direct Sponsor Type | FY15-16 Amount | FY16-17 Amount | FY17-18 Amount | FY18-19 Amount | FY19-20 Amount |
|-----------------------------------|-------------------|-------------------|-------------------|-------------------|-------------------|
| Federal | \$19,044 | \$23,113 | \$12,718 | \$28,242 | \$31,038 |
| NC State Government | \$4,297 | \$4,570 | \$3,520 | \$17,340 | \$10,390 |
| Educational Research Institutions | \$7,501 | \$7,931 | \$10,057 | \$8,125 | \$7,462 |
| Nonprofit Organization | \$6,510 | \$4,746 | \$4,369 | \$11,761 | \$4,935 |
| Business and Industry | \$11,298 | \$4,031 | \$6,693 | \$4,621 | \$3,385 |
| Local Government | \$432 | \$763 | \$328 | \$114 | \$428 |
| Other Sponsors | \$766 | \$307 | \$125 | \$72 | \$47 |
| Total | \$49,849 | \$45,461 | \$37,810 | \$70,276 | \$57,684 |



Awards by CHES Code

(Thousands of Dollars)

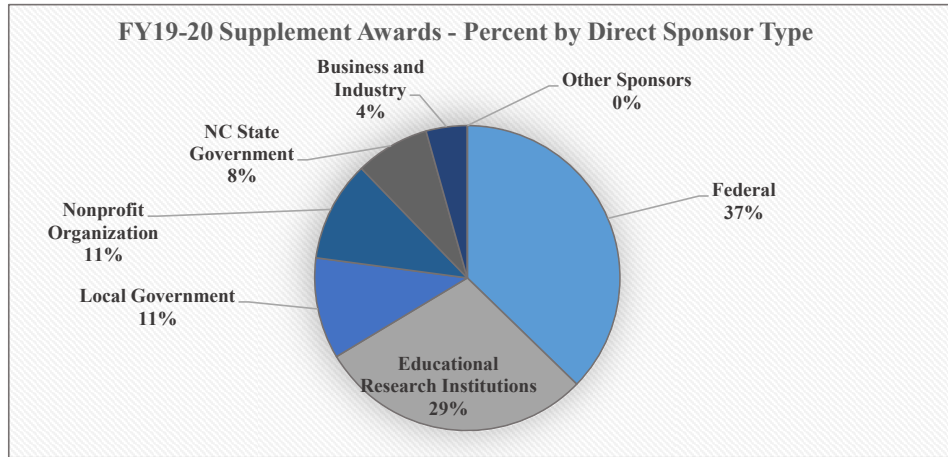
| Direct Sponsor Type | FY15-16 Amount | FY16-17 Amount | FY17-18 Amount | FY18-19 Amount | FY19-20 Amount |
|-----------------------------|-------------------|-------------------|-------------------|-------------------|-------------------|
| 01 - Research & Development | \$20,826 | \$20,673 | \$17,244 | \$32,014 | \$33,833 |
| 02 - Instruction | \$4,282 | \$3,677 | \$3,422 | \$4,318 | \$4,450 |
| 03 - Public Service | \$9,639 | \$8,832 | \$7,120 | \$17,414 | \$7,906 |
| 04 - Student Support | \$567 | \$1,296 | \$1,797 | \$1,739 | \$2,541 |
| 05 - Clinical Trial | \$6,012 | \$2,255 | \$2,917 | \$4,172 | \$2,557 |
| 06 - Other | \$8,522 | \$8,728 | \$5,309 | \$10,618 | \$6,397 |
| Total | \$49,849 | \$45,461 | \$37,810 | \$70,276 | \$57,684 |



Supplement Awards by Direct Sponsor Type

(Thousands of Dollars)

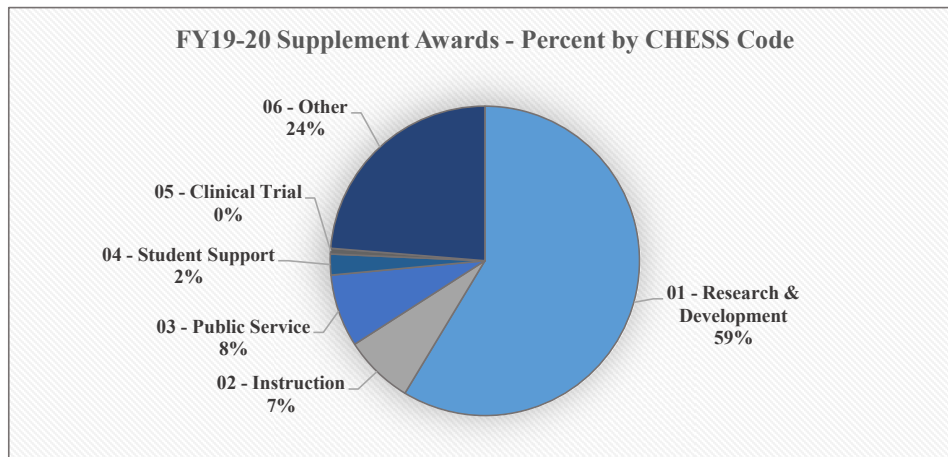
| Direct Sponsor Type | FY15-16 Amount | FY16-17 Amount | FY17-18 Amount | FY18-19 Amount | FY19-20 Amount |
|-----------------------------------|----------------|----------------|----------------|----------------|----------------|
| Federal | \$506 | \$295 | \$381 | \$692 | \$256 |
| Educational Research Institutions | \$174 | \$12 | \$109 | \$232 | \$200 |
| Local Government | \$0 | \$0 | \$0 | \$0 | \$74 |
| Nonprofit Organization | \$25 | \$247 | \$9 | \$68 | \$73 |
| NC State Government | \$63 | \$146 | \$18 | \$5 | \$54 |
| Business and Industry | \$382 | \$117 | \$26 | \$171 | \$30 |
| Other Sponsors | \$0 | \$12 | \$0 | \$0 | \$0 |
| Total | \$1,150 | \$828 | \$544 | \$1,168 | \$687 |



Supplement Awards by CHES Code

(Thousands of Dollars)

| Direct Sponsor Type | FY15-16 Amount | FY16-17 Amount | FY17-18 Amount | FY18-19 Amount | FY19-20 Amount |
|-----------------------------|----------------|----------------|----------------|----------------|----------------|
| 01 - Research & Development | \$627 | \$390 | \$283 | \$468 | \$403 |
| 02 - Instruction | \$1 | \$216 | \$0 | \$130 | \$50 |
| 03 - Public Service | \$35 | \$155 | \$239 | \$428 | \$52 |
| 04 - Student Support | \$0 | \$0 | \$3 | \$0 | \$15 |
| 05 - Clinical Trial | \$225 | \$63 | \$1 | \$141 | \$4 |
| 06 - Other | \$263 | \$4 | \$18 | \$0 | \$163 |
| Total | \$1,150 | \$828 | \$544 | \$1,168 | \$687 |

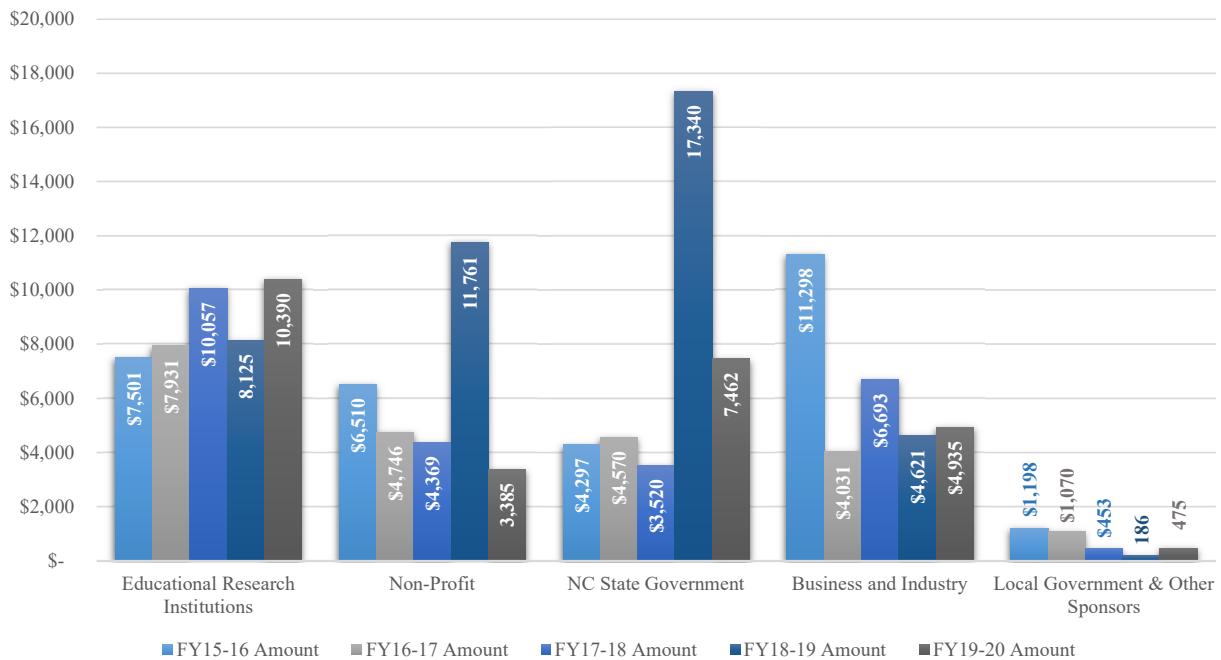


Awards by Direct Sponsor Type

(Thousands of Dollars)

| Direct Federal Sponsor | FY 2015-2016 | FY 2016-2017 | FY 2017-2018 | FY 2018-2019 | FY 2019-2020 |
|------------------------|-----------------|-----------------|-----------------|-----------------|-----------------|
| NIH | \$7,001 | \$6,771 | \$5,176 | \$12,150 | \$9,911 |
| NSF | \$657 | \$6,094 | \$3,539 | \$4,223 | \$7,698 |
| HRSA | \$4,565 | \$4,292 | \$1,565 | \$6,478 | \$4,373 |
| Other | \$0 | \$0 | \$128 | \$46 | \$3,687 |
| DOD | \$16 | \$153 | \$650 | \$956 | \$1,181 |
| SAMHSA | \$0 | \$0 | \$125 | \$226 | \$1,101 |
| DOED | \$1,801 | \$250 | \$500 | \$2,772 | \$620 |
| USDA | \$0 | \$0 | \$60 | \$508 | \$592 |
| DHHS Other | \$3,998 | \$3,668 | \$0 | \$29 | \$545 |
| NEH | \$0 | \$162 | \$276 | \$0 | \$265 |
| NASA | \$245 | \$0 | \$0 | \$0 | \$238 |
| DOI | \$211 | \$311 | \$0 | \$46 | \$223 |
| NOAA | \$193 | \$147 | \$0 | \$0 | \$160 |
| CDC | \$0 | \$0 | \$0 | \$0 | \$125 |
| NPS | \$93 | \$39 | \$69 | \$0 | \$100 |
| DOE | \$0 | \$0 | \$0 | \$0 | \$87 |
| EPA | \$0 | \$109 | \$427 | \$69 | \$69 |
| VA | \$0 | \$0 | \$8 | \$0 | \$63 |
| DOT | \$0 | \$250 | \$196 | \$0 | \$0 |
| DOC | \$9 | \$498 | \$0 | \$0 | \$0 |
| CNCS | \$254 | \$371 | \$0 | \$741 | \$0 |
| IMLS | \$0 | \$0 | \$0 | \$0 | \$0 |
| Total | \$19,044 | \$23,113 | \$12,718 | \$28,242 | \$31,038 |

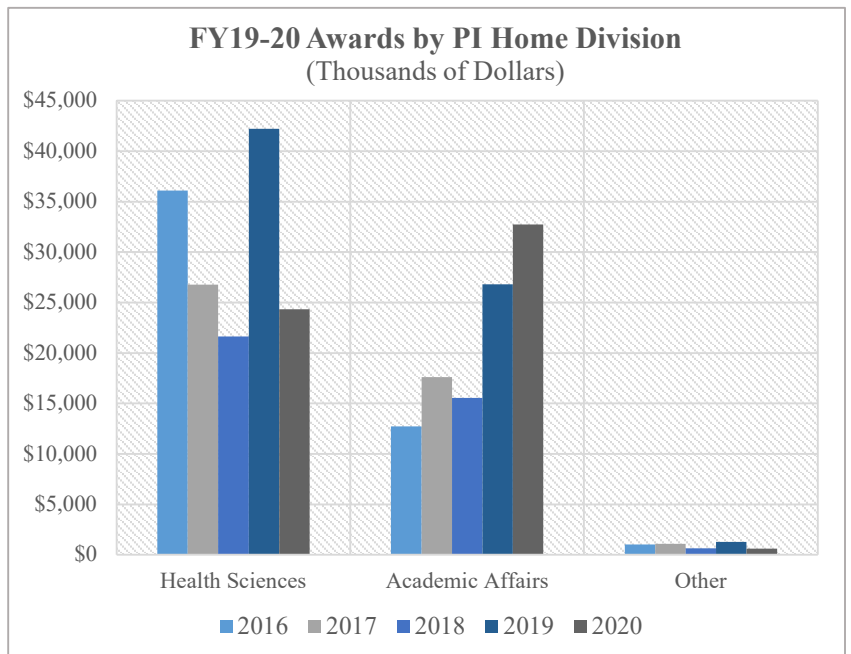
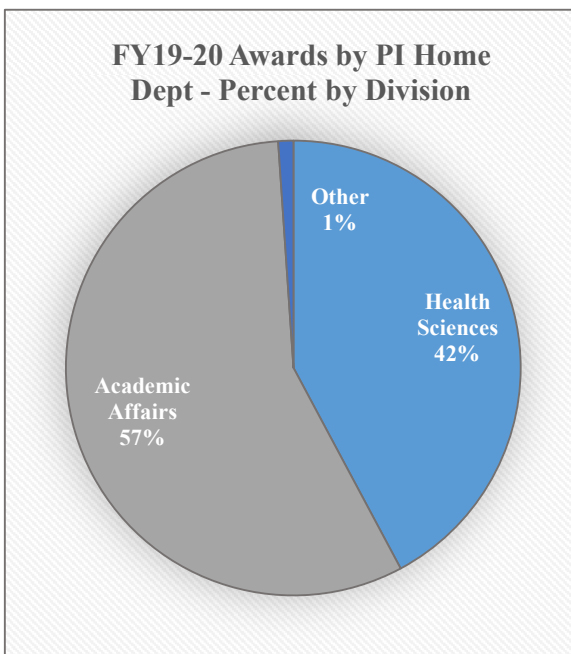
Non-Federal Awards - Five Year Comparison by Direct Sponsor Type
(Thousands of Dollars)



Awards by Principal Investigator Home Unit

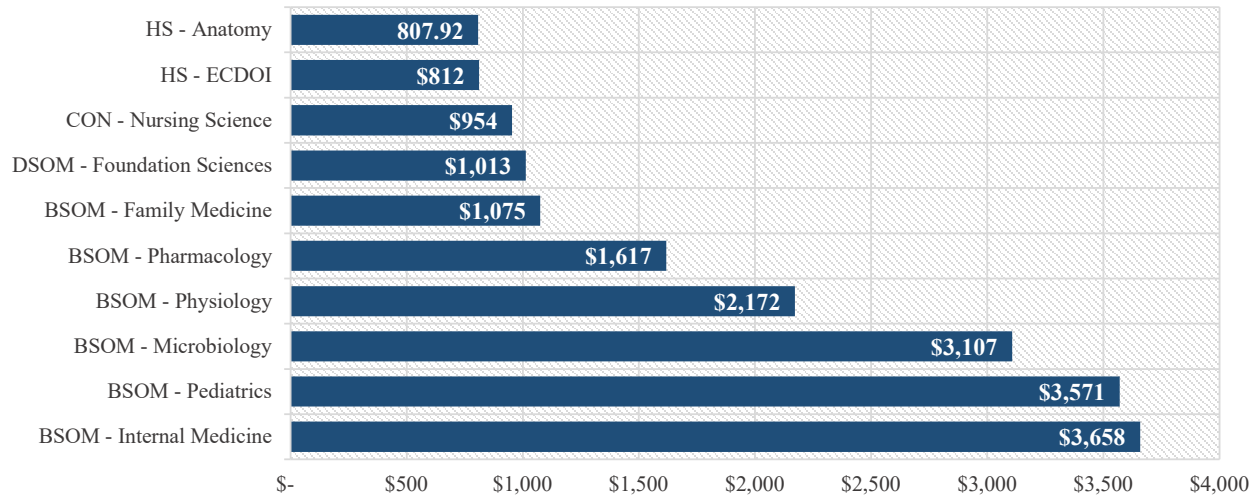
(Thousands of Dollars)

| Unit | FY15-16 Amount | FY16-17 Amount | FY17-18 Amount | FY18-19 Amount | FY19-20 Amount |
|-----------------------------------------------------|-------------------|-------------------|-------------------|-------------------|-------------------|
| Health Sciences (HS) | | | | | |
| Brody School of Medicine (BSOM) | \$26,123 | \$19,307 | \$16,318 | \$30,982 | \$18,515 |
| College of Allied Health Sciences (CAHS) | 802 | 520 | 835 | 1,922 | 775 |
| School of Dental Medicine (SODM) | 495 | 1,410 | 100 | 2,836 | 2,090 |
| College of Nursing (CON) | 5,178 | 1,929 | 787 | 2,524 | 1,699 |
| HS Other | 3,486 | 3,616 | 3,582 | 3,945 | 1,250 |
| Subtotal | \$36,084 | \$26,782 | \$21,622 | \$42,208 | \$24,328 |
| Academic Affairs (AA) | | | | | |
| Thomas Harriot College of Arts & Sciences (THCAS) | 3,609 | 7,132 | 4,784 | 8,339 | 8,724 |
| College of Business (COB) | 6 | 6 | 0 | 100 | 121 |
| College of Education (COE) | 3,119 | 2,719 | 2,426 | 7,105 | 5,716 |
| College of Engineering and Technology (CET) | 964 | 2,838 | 830 | 1,470 | 6,641 |
| College of Fine Arts and Communications (CFAC) | 317 | 35 | 32 | 24 | 17 |
| College of Health and Human Performance (CHHP) | 3,108 | 3,508 | 5,552 | 9,389 | 8,969 |
| AA Other | 1,606 | 1,358 | 1,919 | 369 | 2,555 |
| Subtotal | \$12,729 | \$17,597 | \$15,543 | \$26,796 | \$32,742 |
| Other | | | | | |
| Division of Research, Econ Dev, & Engagement (REDE) | 554 | 935 | 449 | 1,126 | 516 |
| Other | 482 | 148 | 196 | 146 | 98 |
| Subtotal | \$1,036 | \$1,083 | \$645 | \$1,272 | \$614 |
| Total | \$49,849 | \$45,461 | \$37,810 | \$70,276 | \$57,684 |

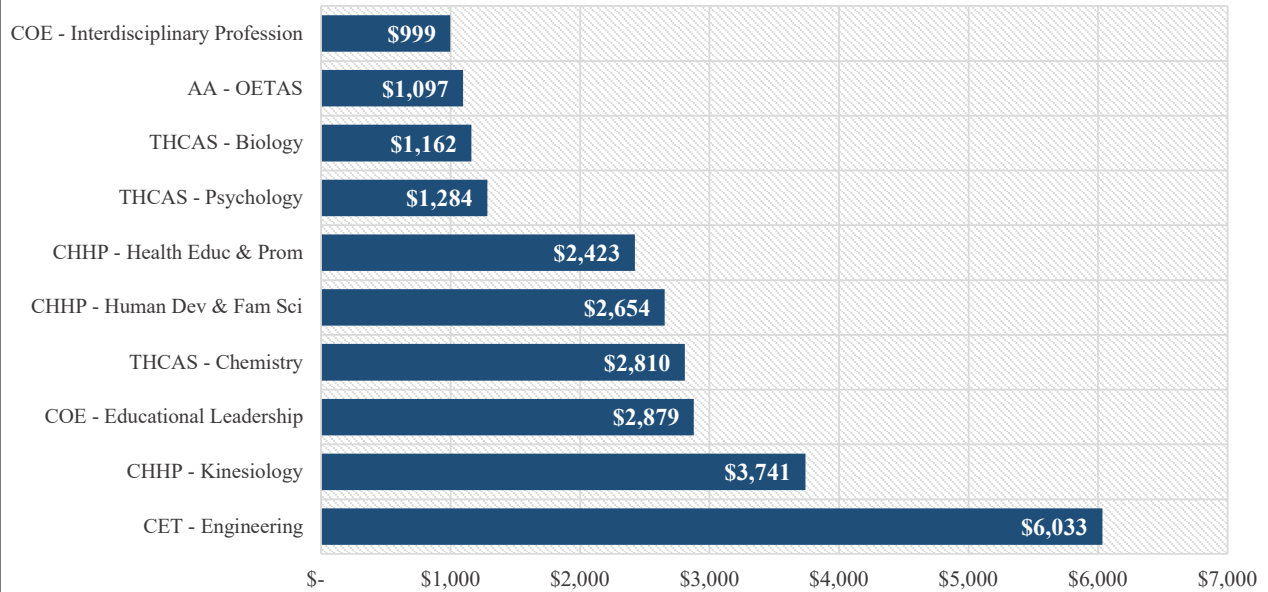


2019-2020 Awards by Principal Investigator Home Unit
(Thousands of Dollars)

Top 10 Health Sciences Units by Total Award Amount



Top 10 Academic Affair/Other Units by Total Award Amount



2019-2020 Awards by Principal Investigator Home Unit (Thousands of Dollars)

Health Sciences

| Unit | Actions | Amount |
|---------------------------------|---------|---------|
| Brody School of Medicine | | |
| Academic Affairs | 2 | \$40 |
| Anatomy and Cell Biology | 3 | \$808 |
| Biochemistry | 3 | \$294 |
| Bioethics and Interdisc Studies | 1 | \$97 |
| Cardiovascular Sciences | 7 | \$602 |
| Dean's Office | 1 | \$60 |
| ECU Physicians Administration | 1 | \$50 |
| Emergency Medicine | 4 | \$265 |
| Family Medicine | 6 | \$1,075 |
| Health Disparities | 2 | \$223 |
| Internal Medicine | 38 | \$3,658 |
| Microbiology | 9 | \$3,107 |
| Obstetrics and Gynecology | 2 | \$398 |
| Pathology | 2 | \$30 |
| Pediatrics | 29 | \$3,571 |
| Pharmacology | 8 | \$1,617 |
| Physiology | 16 | \$2,172 |
| Public Health | 5 | \$312 |
| R and G S | 1 | \$75 |
| Surgery | 5 | \$62 |

Allied Health Sciences

| | | |
|------------------------------------|---|-------|
| Communication Sciences & Disorders | 3 | \$332 |
| Nutrition | 1 | \$265 |
| Occupational Therapy | 2 | \$55 |
| Phys Assist Studies | 1 | \$8 |
| Rehabilitation Studies | 2 | \$115 |

School of Dental Medicine

| | | |
|---------------------|---|---------|
| Foundation Sciences | 6 | \$1,013 |
| General Dentistry | 1 | \$500 |
| Ortho and Pedo | 1 | \$576 |

College of Nursing

| | | |
|-----------------------------------------|---|-------|
| Advanced Nursing Practice and Education | 4 | \$737 |
| Baccalaureate Education | 1 | \$8 |
| Nursing Science | 7 | \$954 |

Health Sciences & Other

| | | |
|----------------------------------------------|---|-------|
| Agromedicine Institute | 8 | \$427 |
| East Carolina Diabetes and Obesity Institute | 2 | \$812 |
| Laupus Library | 1 | \$1 |
| Vice Chancellor's Office | 1 | \$60 |

Academic Affairs

| Unit | Actions | Amount |
|----------------------------------------------------|---------|---------|
| Thomas Harriot College of Arts and Sciences | | |
| Anthropology | 1 | \$4 |
| Biology | 14 | \$1,162 |
| Chemistry | 6 | \$2,810 |
| Criminal Justice | 3 | \$105 |
| Economics | 5 | \$628 |
| English | 1 | \$64 |
| Geology | 3 | \$134 |
| Geography and Planning | 7 | \$622 |
| History | 7 | \$769 |
| Math | 2 | \$45 |

Academic Affairs

| Unit | Actions | Amount |
|----------------------------------|---------|--------|
| College of Business | | |
| Accounting | 1 | \$10 |
| Management Information System | 1 | \$9 |
| Marketing and Supply Chain Mgmt | 1 | \$30 |
| School of Entrepreneurship | 1 | \$43 |
| School of Hospitality Leadership | 1 | \$29 |

College of Education

| | | |
|---------------------------------------------------|---|---------|
| Dean's Office | 5 | \$634 |
| Educational Leadership | 2 | \$2,879 |
| Elementary and Middle Grades Education | 1 | \$60 |
| Interdisciplinary Profession | 1 | \$999 |
| Literacy Studies English Education and Hist. Educ | 1 | \$168 |
| Math, Science, and Instructional Technology | 3 | \$496 |
| Special Education, Foundations & Research | 3 | \$480 |

College of Engineering & Technology

| | | |
|---------------------------|----|---------|
| Center for Sustainability | 1 | \$69 |
| Construction Management | 2 | \$40 |
| Dean's Office | 2 | \$200 |
| Engineering | 15 | \$6,033 |
| Technology Systems | 8 | \$299 |

College of Fine Arts & Communications

| | | |
|-----------------|---|------|
| Dean's Office | 2 | \$11 |
| School of Music | 2 | \$6 |

College of Health & Human Performance

| | | |
|--------------------------------------|----|---------|
| Health Education and Promotion | 29 | \$2,423 |
| Human Development and Family Science | 6 | \$2,654 |
| Kinesiology | 11 | \$3,741 |
| Recreation and Leisure Studies | 6 | \$49 |
| Social Work | 3 | \$102 |

Academic Affairs Other

| | | |
|-------------------------------|----|---------|
| Coastal Studies Institute | 3 | \$91 |
| Department of Coastal Science | 17 | \$724 |
| Integrated Coastal Program | 3 | \$200 |
| Joyner Library | 2 | \$26 |
| Graduate School | 2 | \$56 |
| Office of Global Affairs | 1 | \$95 |
| Office of Continuing Studies | 1 | \$265 |
| OETAS | 2 | \$1,097 |

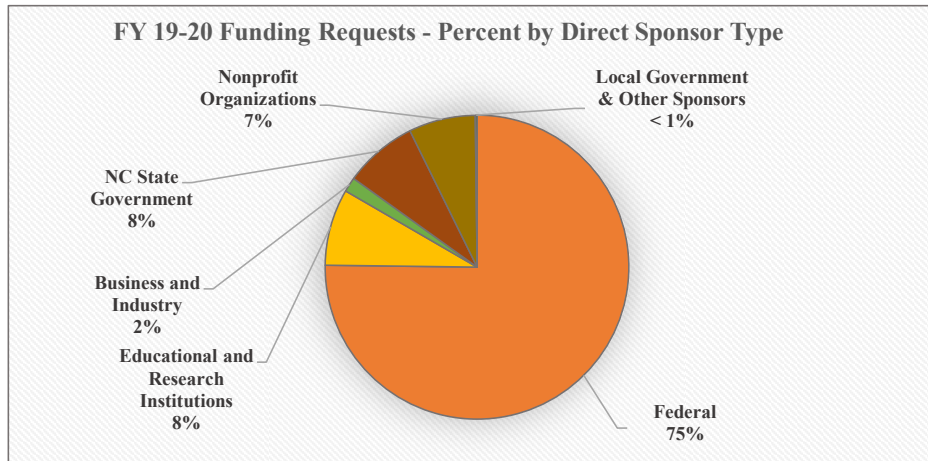
Other

| Unit | Actions | Amount |
|------------------------------------------|---------|--------|
| REDE - Community Engagement and Research | 1 | \$100 |
| REDE - Innovation and New Ventures | 1 | \$60 |
| REDE - Office of Innovation and EconDev | 1 | \$100 |
| REDE - Small Business and Technology Dev | 5 | \$146 |
| REDE - Vice Chancellors Office | 1 | \$60 |
| SA - Student Involvement & Leadership | 1 | \$1 |
| SA -Dean of Students | 2 | \$97 |

Funding Requests by Direct Sponsor Type

(Thousands of Dollars)

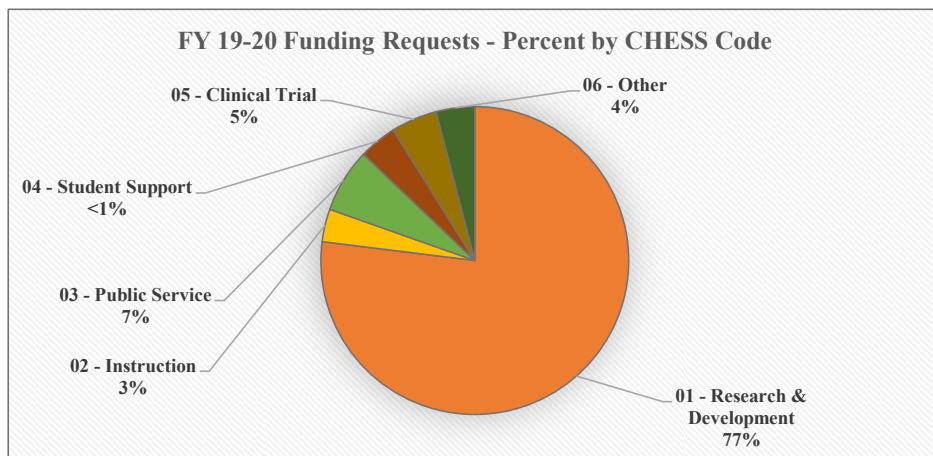
| Direct Sponsor Type | FY15-16 Requests | FY16-17 Requests | FY17-18 Requests | FY18-19 Requests | FY19-20 Requests |
|---------------------------------------|------------------|------------------|------------------|------------------|------------------|
| Federal | \$144,562 | \$169,441 | \$169,081 | \$184,253 | \$220,515 |
| Educational and Research Institutions | \$24,624 | \$22,087 | \$24,451 | \$38,442 | \$23,956 |
| NC State Government | \$7,444 | \$12,478 | \$17,492 | \$17,168 | \$22,928 |
| Nonprofit Organization | \$17,377 | \$18,725 | \$10,470 | \$16,053 | \$20,769 |
| Business and Industry | \$10,327 | \$7,219 | \$6,241 | \$8,190 | \$4,470 |
| Other Sponsors | \$778 | \$155 | \$12 | \$90 | \$363 |
| Local Government | \$823 | \$2,600 | \$660 | \$396 | \$186 |
| Total | \$205,935 | \$232,705 | \$228,406 | \$264,592 | \$293,187 |



Awards by CHES Code

(Thousands of Dollars)

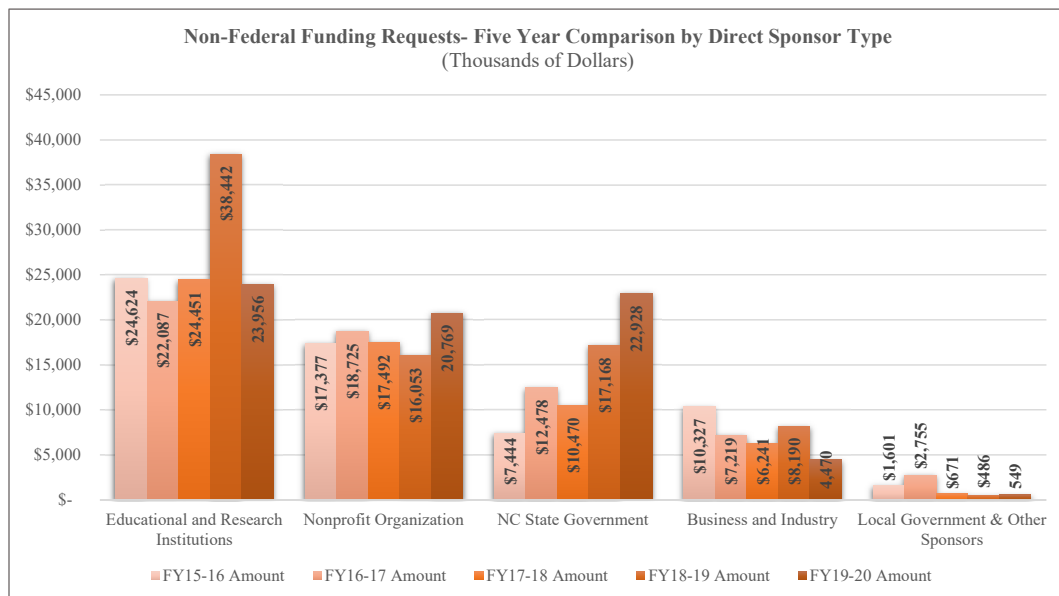
| Direct Sponsor Type | FY15-16 Amount | FY16-17 Amount | FY17-18 Amount | FY18-19 Amount | FY19-20 Amount |
|-----------------------------|------------------|------------------|------------------|------------------|------------------|
| 01 - Research & Development | \$159,364 | \$173,525 | \$178,514 | \$226,624 | \$225,674 |
| 02 - Instruction | \$9,375 | \$16,972 | \$13,067 | \$5,706 | \$10,086 |
| 03 - Public Service | \$13,974 | \$17,239 | \$17,919 | \$15,289 | \$19,721 |
| 04 - Student Support | \$6,248 | \$8,061 | \$1,170 | \$1,690 | \$11,660 |
| 05 - Clinical Trial | \$7,272 | \$3,815 | \$12,796 | \$7,621 | \$14,207 |
| 06 - Other | \$9,701 | \$13,094 | \$4,939 | \$7,663 | \$11,839 |
| Total | \$205,935 | \$232,705 | \$228,406 | \$264,592 | \$293,187 |



Funding Requests by Direct Sponsor Type

(Thousands of Dollars)

| Direct Federal Sponsor | FY 2015-2016 | FY 2016-2017 | FY 2017-2018 | FY 2018-2019 | FY 2019-2020 |
|------------------------|------------------|------------------|------------------|------------------|------------------|
| NIH | \$80,674 | \$87,153 | \$95,651 | \$82,307 | \$116,300 |
| NSF | \$34,443 | \$42,759 | \$32,490 | \$52,780 | \$51,034 |
| HRSA | \$10,952 | \$7,935 | \$4,804 | \$12,787 | \$11,473 |
| USDA | \$399 | \$586 | \$2,489 | \$2,967 | \$9,504 |
| DOED | \$1,605 | \$19,176 | \$24,003 | \$12,838 | \$8,743 |
| SAMHSA | \$125 | \$125 | \$303 | \$5,483 | \$5,135 |
| DOD | \$2,160 | \$3,596 | \$2,977 | \$5,873 | \$4,563 |
| DOE | \$1,084 | \$0 | \$153 | \$2,900 | \$2,535 |
| EPA | \$647 | \$444 | \$237 | \$66 | \$2,198 |
| Other | \$147 | \$27 | \$0 | \$1,255 | \$1,937 |
| AHRQ | \$200 | \$200 | \$0 | \$0 | \$1,239 |
| DOL | \$0 | \$0 | \$0 | \$0 | \$982 |
| DOJ | \$247 | \$1,007 | \$1,322 | \$1,168 | \$923 |
| NASA | \$567 | \$0 | \$0 | \$107 | \$727 |
| NOAA | \$1,651 | \$786 | \$1,241 | \$1,755 | \$655 |
| NEH | \$677 | \$744 | \$490 | \$623 | \$640 |
| DOS | \$0 | \$0 | \$0 | \$0 | \$501 |
| DOI | \$628 | \$200 | \$0 | \$10 | \$361 |
| VA | \$0 | \$0 | \$0 | \$0 | \$309 |
| DHHS | \$6,093 | \$3,604 | \$847 | \$896 | \$253 |
| IMLS | \$441 | \$0 | \$0 | \$100 | \$205 |
| CDC | \$474 | \$0 | \$0 | \$0 | \$145 |
| NPS | \$65 | \$69 | \$200 | \$283 | \$115 |
| NEA | \$0 | \$29 | \$229 | \$0 | \$40 |
| ACF | \$0 | \$0 | \$0 | \$0 | \$0 |
| CMS | \$0 | \$0 | \$0 | \$0 | \$0 |
| CNCS | \$1,113 | \$0 | \$274 | \$0 | \$0 |
| DOC | \$0 | \$498 | \$987 | \$0 | \$0 |
| NHTSA | \$0 | \$250 | \$0 | \$0 | \$0 |
| NIST | \$58 | \$29 | \$0 | \$54 | \$0 |
| NRC | \$0 | \$0 | \$384 | \$0 | \$0 |
| SBA | \$0 | \$0 | \$0 | \$0 | \$0 |
| USAID | \$0 | \$225 | \$0 | \$0 | \$0 |
| Total | \$144,451 | \$169,441 | \$169,081 | \$184,253 | \$220,515 |

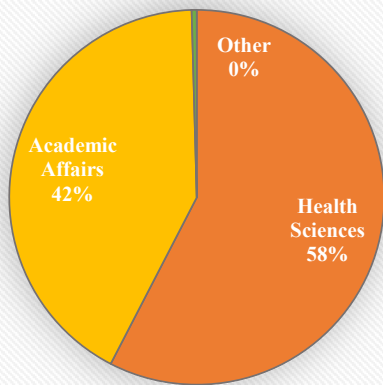


Funding Requests by Principal Investigator Home Unit

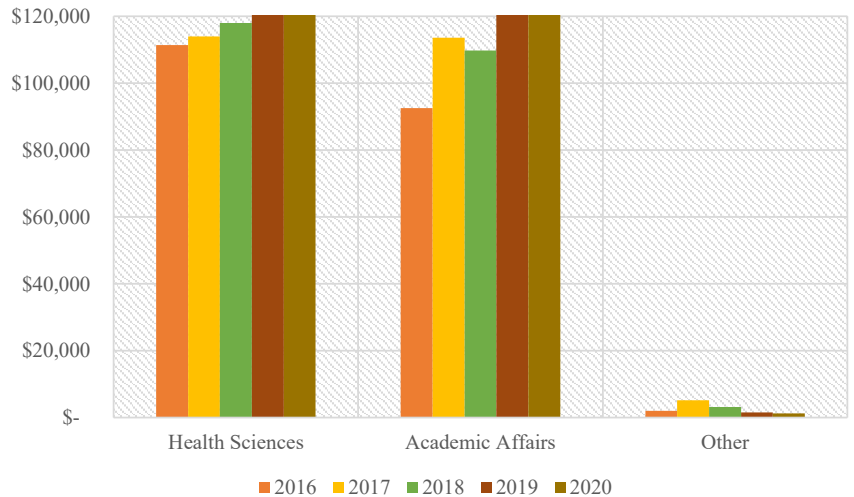
(Thousands of Dollars)

| Unit | FY15-16 Requests | FY16-17 Requests | FY17-18 Requests | FY18-19 Requests | FY19-20 Requests |
|-----------------------------------------------------|------------------|------------------|------------------|------------------|------------------|
| Health Sciences (HS) | | | | | |
| Brody School of Medicine (BSOM) | \$92,087 | \$94,698 | \$84,947 | \$98,344 | \$119,409 |
| College of Allied Health Sciences (CAHS) | 9,627 | 8,372 | 15,640 | 15,777 | 17,724 |
| School of Dental Medicine (SODM) | 4,217 | 3,901 | 11,732 | 13,637 | 16,524 |
| College of Nursing (CON) | 4,394 | 6,383 | 3,661 | 5,888 | 3,322 |
| HS Other | 1,056 | 601 | 1,995 | 1,199 | 11,939 |
| Subtotal | \$111,381 | \$113,956 | \$117,975 | \$134,844 | \$168,919 |
| Academic Affairs (AA) | | | | | |
| Thomas Harriot College of Arts & Sciences (THCAS) | \$47,090 | \$45,435 | \$31,811 | \$53,411 | \$50,111 |
| College of Business (COB) | 102 | 108 | 140 | 595 | 1,409 |
| College of Education (COE) | 5,656 | 29,927 | 27,208 | 23,857 | 20,483 |
| College of Engineering and Technology (CET) | 7,605 | 13,691 | 15,382 | 19,334 | 14,308 |
| College of Fine Arts and Communications (CFAC) | 711 | 57 | 17 | 37 | 64 |
| College of Health and Human Performance (CHHP) | 27,002 | 19,763 | 30,039 | 22,322 | 28,464 |
| AA Other | 4,390 | 4,546 | 5,107 | 8,673 | 8,159 |
| Subtotal | \$92,555 | \$113,527 | \$109,704 | \$128,230 | \$122,998 |
| Other | | | | | |
| Division of Research, Econ Dev, & Engagement (REDE) | 1,858 | 3,174 | 1,295 | 1,252 | 857 |
| Other | 141 | 2,049 | 1,890 | 266 | 413 |
| Subtotal | \$1,999 | \$5,223 | \$3,185 | \$1,518 | \$1,270 |
| Total | \$205,935 | \$232,705 | \$230,864 | \$264,592 | \$293,187 |

FY19-20 Proposals by PI Home Dept - Percent by Division

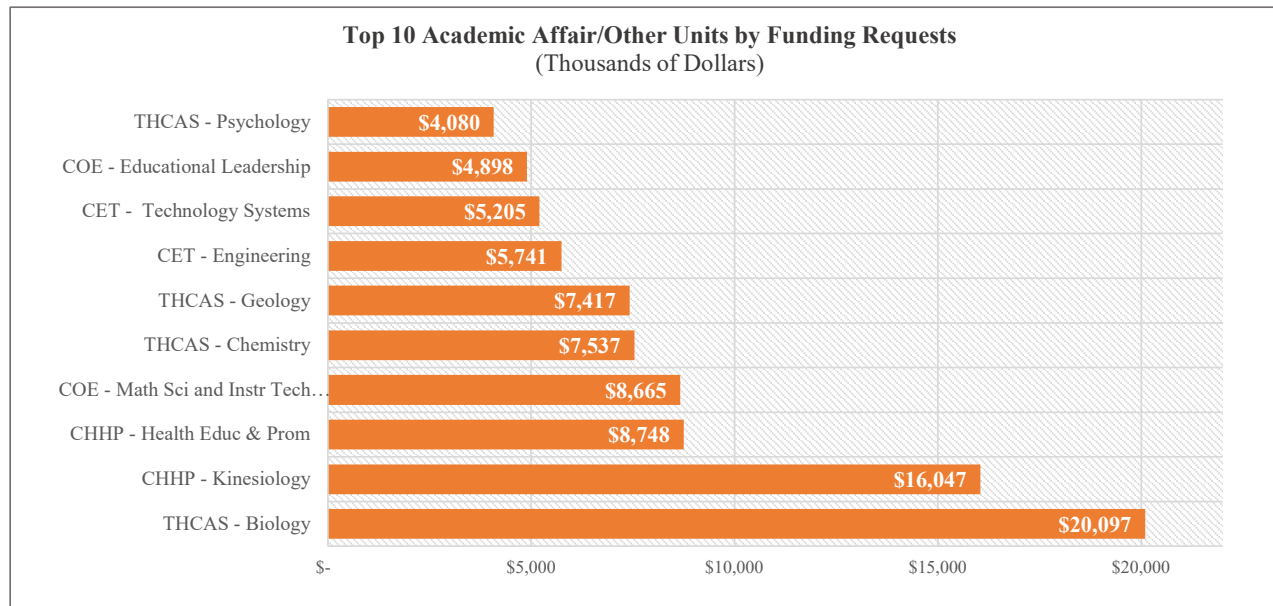
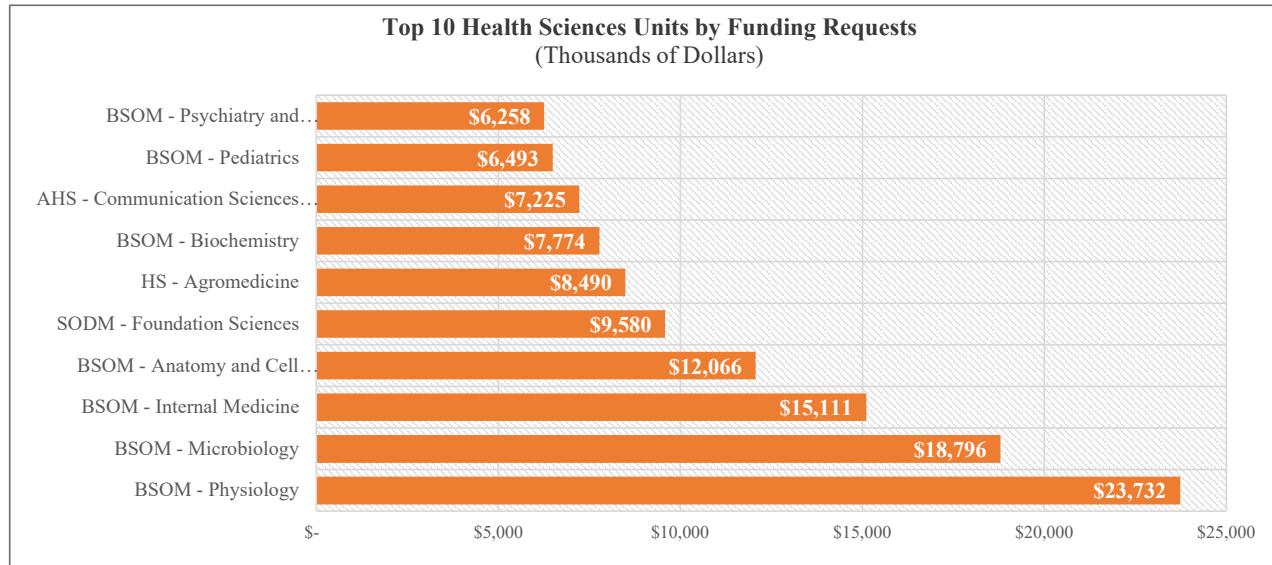


FY16-20 Proposals by PI Home Division (Thousands of Dollars)



2019-2020 Funding Requests by Principal Investigator Home Unit

(Thousands of Dollars)



2019-2020 Funding Requests by Principal Investigator Home Unit
(Thousands of Dollars)

Health Sciences

| Unit | Proposals | Amount |
|-----------------------------------------|-----------|----------|
| Brody School of Medicine | | |
| Academic Affairs | 1 | \$50 |
| Anatomy and Cell Biology | 18 | \$12,066 |
| Biochemistry | 12 | \$7,774 |
| Bioethics and Interdisciplinary Studies | 1 | \$97 |
| Cardiovascular Sciences | 8 | \$668 |
| Deans Dept | 2 | \$114 |
| Emergency Medicine | 4 | \$3,923 |
| ECU Physicians Administration | 2 | \$947 |
| Family Medicine | 6 | \$5,259 |
| Health Disparities | 3 | \$5,297 |
| Internal Medicine | 51 | \$15,111 |
| Microbiology | 18 | \$18,796 |
| Obstetrics and Gynecology | 3 | \$427 |
| Pathology | 2 | \$30 |
| Pediatrics | 23 | \$6,493 |
| Pharmacology | 15 | \$3,794 |
| Physiology | 24 | \$23,732 |
| Psychiatric Medicine | 3 | \$6,258 |
| Public Health | 24 | \$5,525 |
| Research and Grad Studies | 1 | \$75 |
| Surgery | 15 | \$2,974 |

College of Allied Health Sciences

| | | |
|------------------------------------------|---|---------|
| Communication Sciences & Disorders | 8 | \$7,225 |
| Dean's Office | 1 | \$49 |
| Health Services & Information Management | 6 | \$1,887 |
| Nutrition | 6 | \$1,113 |
| Occupational Therapy | 3 | \$1,449 |
| Physical Therapy | 4 | \$1,212 |
| Physician Assistant Studies | 1 | \$8 |
| Rehabilitation Studies | 5 | \$4,782 |

School of Dental Medicine

| | | |
|-----------------------------|----|---------|
| Foundation Sciences | 14 | \$9,580 |
| General Dentistry | 1 | \$20 |
| Pediatrics and Orthodontics | 1 | \$3,144 |
| Surgical Sciences | 4 | \$3,779 |

College of Nursing

| | | |
|-----------------------------------------|---|---------|
| Advanced Nursing Practice and Education | 7 | \$2,842 |
| Baccalaureate Education | 2 | \$18 |
| Dean's Office | 1 | \$63 |
| Nursing Science | 6 | \$400 |

Health Sciences Other

| | | |
|----------------------------------------------|---|---------|
| Agromedicine Institute | 9 | \$8,490 |
| East Carolina Diabetes and Obesity Institute | 5 | \$3,243 |
| Laupus Library | 2 | \$206 |

Academic Affairs

| Unit | Proposals | Amount |
|------------------------------------------------------|-----------|----------|
| Thomas Harriot College of Arts & Sciences | | |
| Anthropology | 5 | \$573 |
| Biology | 42 | \$20,097 |
| Chemistry | 13 | \$7,537 |
| Criminal Justice | 8 | \$2,419 |
| Economics | 4 | \$1,619 |
| English | 10 | \$363 |
| Geography and Planning | 11 | \$1,750 |
| Geology | 11 | \$7,417 |
| History | 6 | \$572 |
| Math | 4 | \$1,081 |
| Physics | 12 | \$2,031 |
| Political Science | 6 | \$536 |
| Psychology | 18 | \$4,080 |
| Sociology | 1 | \$36 |

Academic Affairs Continued

| Unit | Proposals | Amount |
|---------------------------------------------------|-----------|---------|
| College of Business | | |
| Finance | 1 | \$381 |
| Marketing and Supply Chain Mgmt | 5 | \$956 |
| School of Entrepreneurship | 1 | \$43 |
| School of Hospitality Leadership | 1 | \$28 |
| College of Education | | |
| Dean's Office | 8 | \$1,200 |
| Elementary and Middle Grades Education | 4 | \$920 |
| Educational Leadership | 1 | \$4,898 |
| Interdisciplinary Profession | 1 | \$999 |
| Literacy Studies English Education and History Ed | 2 | \$550 |
| Math, Science, and Inst Tech | 8 | \$8,666 |
| Special Ed, Foundations & Res | 6 | \$3,251 |

College of Engineering & Technology

| | | |
|---------------------------|----|---------|
| Center for Sustainability | 3 | \$1,377 |
| Computer Science | 6 | \$1,253 |
| Construction Management | 9 | \$432 |
| Dean's Office | 2 | \$300 |
| Engineering | 29 | \$5,741 |
| Technology Systems | 17 | \$5,205 |

College of Fine Arts & Communications

| | | |
|-----------------|---|------|
| Dean's Office | 3 | \$19 |
| School of Music | 5 | \$46 |

College of Health & Human Performance

| | | |
|--------------------------------------|----|----------|
| Health Education and Promotion | 35 | \$8,748 |
| Human Development and Family Science | 7 | \$2,985 |
| Kinesiology | 27 | \$16,047 |
| Recreation and Leisure Studies | 7 | \$144 |
| Social Work | 4 | \$539 |

Academic Affairs Other

| | | |
|-------------------------------------|----|---------|
| Coastal Studies Institute | 6 | \$1,281 |
| Graduate School | 1 | \$64 |
| ICP - Department of Coastal Studies | 30 | \$3,724 |
| ICP - Integrated Coastal Programs | 2 | \$528 |
| LIB - Joyner Library | 3 | \$146 |
| Office of Continuing Studies | 1 | \$265 |
| Office of the Provost | 1 | \$999 |
| OETAS | 2 | \$1,076 |
| Vice Provost for Academic Success | 1 | \$76 |

Other

| Unit | Proposals | Amount |
|--------------------------------------------|-----------|--------|
| REDE - Community Engagement and Research | 4 | \$660 |
| REDE - Engagement, Innov, Econ Development | 1 | \$60 |
| REDE - Small Business & Technology Dev | 3 | \$137 |
| SA - Vice Chancellors Office | 1 | \$300 |
| SA - Dean of Students | 1 | \$92 |
| AF - Campus Operations | 1 | \$21 |

Affiliated Center Proposal & Award Data

(Thousands of Dollars)

The following report outlines the portion of the overall awards and funding requests that are affiliated with a center or institute. In instances where projects are affiliated with more than one center or institute the total award or funding request amount is fully associated with each.

Awards

(In Thousands of Dollars)

| Unit | Affiliated Center | Total Amount FY15-16 | Total Amount FY16-17 | Total Amount FY17-18 | Total Amount FY18-19 | Total Amount FY19-20 |
|------------------------------|---------------------------------------------------|----------------------|----------------------|----------------------|----------------------|----------------------|
| Health Sciences (HS) | | | | | | |
| HS | Agromedicine Institute | \$1,781 | \$97 | \$193 | \$1,024 | \$1,126 |
| BSOM | Center for Health Disparities | 413 | 866 | 1,140 | 663 | 554 |
| HS | East Carolina Diabetes and Obesity Institute | 3,087 | 1,939 | 1,751 | 3,799 | 3,634 |
| BSOM | Telemedicine Center | 300 | - | 300 | 300 | - |
| Academic Affairs (AA) | | | | | | |
| THCAS | Center for Hazard Research | 366 | 40 | 66 | 50 | 120 |
| CET | Center for Innovation in Technology & Engineering | 183 | 176 | 63 | 64 | 42 |
| CET | Center for Sust Energ & Env Engineering | - | 266 | 176 | 281 | 369 |
| AA | Coastal Studies Institute | 1,302 | 1,938 | 1,460 | 322 | 2,512 |
| COE | STEM Center | 9 | 9 | 251 | 27 | 28 |
| Other | | | | | | |
| REDE | Small Business and Technology Development | 365 | 302 | 231 | 662 | 146 |
| Total | | \$7,805 | \$5,633 | \$5,631 | \$7,191 | \$8,529 |

Funding Requests

(In Thousands of Dollars)

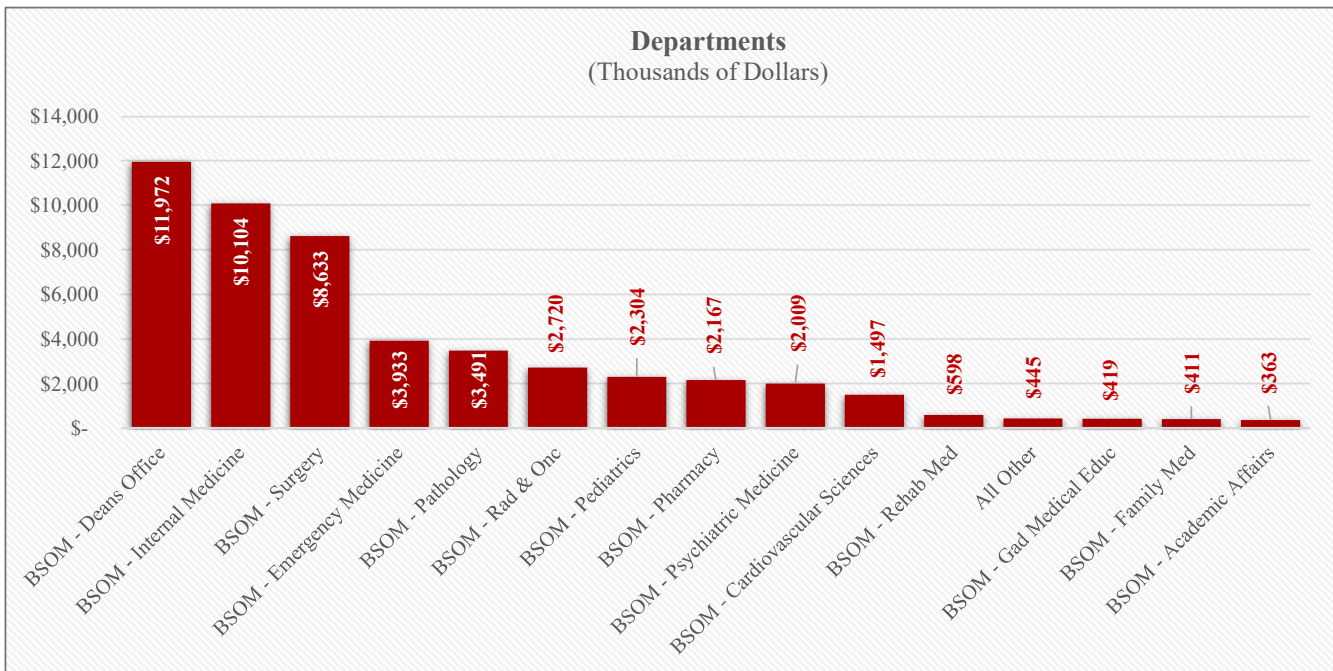
| Unit | Affiliated Center | Total Amount FY15-16 | Total Amount FY16-17 | Total Amount FY17-18 | Total Amount FY18-19 | Total Amount FY19-20 |
|------------------------------|---------------------------------------------------|----------------------|----------------------|----------------------|----------------------|----------------------|
| Health Sciences (HS) | | | | | | |
| HS | Agromedicine Institute | \$3,392 | \$601 | \$590 | \$4,902 | \$8,669 |
| BSOM | Center for Health Disparities | 18,408 | 10,037 | 8,625 | 10,145 | 16,195 |
| HS | East Carolina Diabetes and Obesity Institute | 17,967 | 20,804 | 32,685 | 21,076 | 21,520 |
| BSOM | Telemedicine Center | 1,232 | - | - | - | - |
| Academic Affairs (AA) | | | | | | |
| THCAS | Center for Hazard Research | 990 | 1,448 | 176 | 2,915 | 720 |
| CET | Center for Innovation in Technology & Engineering | 352 | 70 | 43 | 52 | 44 |
| CET | Center for Sust Energ & Env Engineering | 2,655 | 2,311 | 623 | 525 | 399 |
| AA | Coastal Studies Institute | 7,501 | 8,117 | 6,174 | 8,010 | 4,708 |
| COE | STEM Center | 1,462 | 3,078 | 1,009 | 3,083 | 2,293 |
| Other | | | | | | |
| REDE | Small Business and Technology Development | 351 | 302 | 298 | 574 | 137 |
| Total | | \$54,311 | \$46,768 | \$50,223 | \$51,282 | \$54,685 |

ECU Physicians/Brody Service Contracts

In Fiscal Year 2019-2020, the Office of Sponsored Programs recorded contracts generated through the Brody School of Medicine Practice Plan.

| Type | Amount (Thousands) |
|--------------------------------------|-----------------------|
| Nonprofit Organization | \$44,740 |
| Business and Industry | \$1,042.69 |
| State Government (NC) | \$3,892.62 |
| Local Government | \$722.57 |
| Educational and Research Institution | \$661.10 |
| Other Sponsors | \$6.00 |
| Total | \$51,065 |

| Type | Amount (Thousands) |
|--------------|-----------------------|
| Vidant | \$44,518 |
| Other | \$4,547 |
| NC DHHS | \$2,000 |
| Total | \$51,065 |



ECU Dental Professional Service Contracts

In Fiscal Year 2019-2020, the Office of Sponsored Programs recorded contracts generated through the School of Dental Medicine.

| Type | Amount (Thousands) |
|------------------------|-----------------------|
| Nonprofit Organization | \$206 |
| State Government (NC) | \$82 |
| Federal | \$15 |
| Total | \$303 |

