




**ECU**

DIVISION OF RESEARCH,  
ECONOMIC DEVELOPMENT  
& ENGAGEMENT

RESEARCH ADMINISTRATION



## FISCAL YEAR 2017-2018 REPORT OF SPONSORED PROGRAM ACTIVITY



## Table of Contents

Fiscal Year Summary.....	5
Expenditures	
Expenditures by Sponsor Type.....	6
Expenditures by Unit.....	8
Expenditures by Cost Type.....	11
Effective F&A Rates.....	11
Expenditures by Category.....	12
Awards	
Awards by Sponsor Type.....	13
Awards by PI Home Unit.....	15
Proposals	
Funding Requests by Sponsor Type.....	18
Funding Requests by PI Home Unit.....	20
Affiliated centers or institutes	
Awards and Funding Requests.....	24
ECUP/BSOM Contracts	
Contracts by Category.....	25
ECU Dental Professional Service Contracts	

## Interpreting the Data

There are three traditional ways of reporting an institution's sponsored program activity: award expenditures, awards received, and proposals submitted. The following explanations of these data types will assist in correct interpretation of this annual report.

### Expenditures

Expenditure reports provide the most accurate measure of sponsored activity. Actual expenditures during a defined time period (fiscal year) provide a consistent basis on which to compare sponsored program activity over a period of years, between University units, and with other universities. Expenditures are reported by fiscal year, regardless of the starting and ending dates of the awards. Expenditures rarely equal awards in a sponsored programs portfolio. In some cases, the University does not expend all the funds committed for each award. Fee for service agreements, especially clinical trials when enrollment targets are not met, can have expenditures well below award amount. Thus, expenditure data is the most reliable for trend analysis and internal and external comparisons.

The Office of Grants & Contracts oversees the financial management of grants and contracts in the Banner financial system and provides the annual expenditure data.

### Awards

The award amount is the sponsor's funding obligation to the University; the University may spend less than or up to that amount during the award period but may not spend more. Awards reported in a fiscal year period include new funds for a new project, supplemental funds for an existing project, additional funds for a project extension, and annual incremental funding received for a multi-year project. Because award reports include both single-year and multi-year award totals, they are not a reliable predictor of expenditures for the coming year. Although not the most accurate means of quantifying sponsored project activity, awards are often used by external entities as the proxy for expenditures when reporting on the sponsored projects portfolio and when comparing institutions.

The Office of Sponsored Programs receives awards on behalf of the University and captures award data in the Research Administration Management System and electronic Submission (RAMSeS) database.

### Proposals

Proposal data reports include all new funds requested, whether for a single year or a multi-year project, during the fiscal year. The request may be in a new proposal for a new project period, in a new proposal for repeat of a previously funded project, in a supplemental funding request for the same project period, or in an additional funding request for a project extension. Because the request for funds may occur in an earlier year than receipt of award, calculating proposal success rates by comparing proposals and awards and using proposal data is not appropriate.

The Office of Sponsored Programs approves all proposals for submission on behalf of the University and captures proposal data in the Research Administration Management System and electronic Submission (RAMSeS) database.



**Five Year Summary of Sponsored Program Activity**  
(Thousands of Dollars)

Sponsored Program Expenditures					
	FY 13-14	FY 14-15	FY 15-16	FY 16-17	FY 17-18 <sup>(1)</sup>
Total	\$34,687	\$35,165	\$38,431	\$38,385	\$41,532

Sponsored Awards										
	FY 13-14		FY 14-15		FY 15-16		FY 16-17		FY 17-18 <sup>(2)</sup>	
	Awards	Amount	Awards	Amount	Awards	Amount	Awards	Amount	Awards	Amount
Total	430	\$43,024	448	\$44,350	470	\$49,849	406	\$45,461	376	\$37,810

Proposals											
	FY 13-14		FY 14-15		FY 15-16		FY 16-17		FY 17-18		
	Proposals	Requested	Proposals	Requested	Proposals	Requested	Proposals	Requested	Proposals	Requested	
Total	663	\$179,570	713	\$201,721	723	\$205,935	669	\$232,705	669	\$228,406	

ECU Physicians					
Brody Service Contracts					
	FY 13-14	FY 14-15	FY 15-16	FY 16-17	FY 17-18
Total	\$43,373	\$45,625	\$53,134	\$53,520	\$56,978

ECU Dental	
Dental Medicine Service Contracts	
	FY 2017-2018
Total	\$659

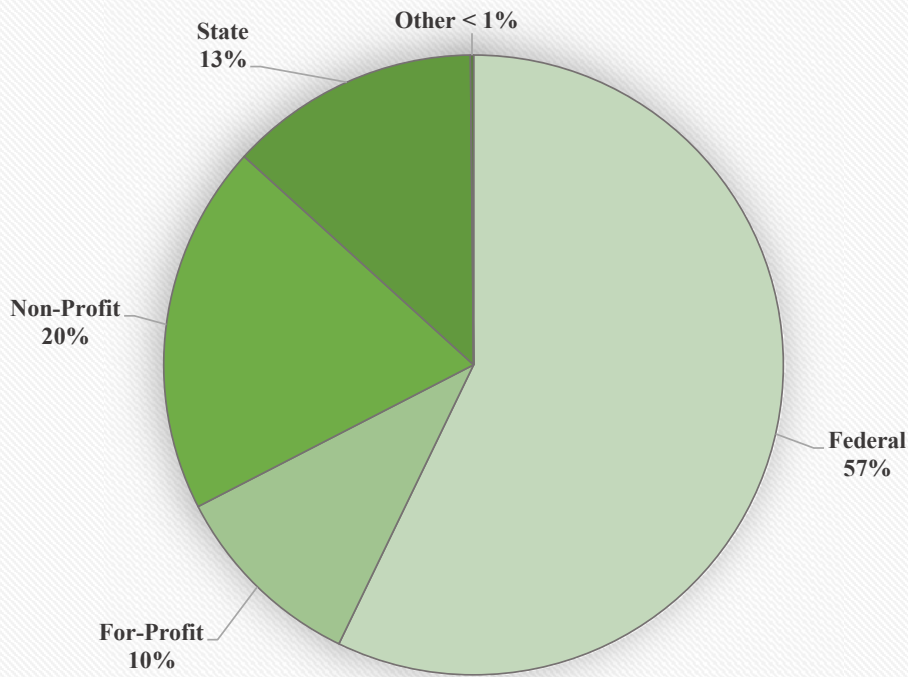
(1) Includes EAHEC Payroll and UNC System Subawards; Excludes Teacher Training Program, ECU Dental and ECUP Contracts  
(2) Includes EAHEC Payroll, Teacher Training Program and UNC System Subawards; Excludes ECU Dental and ECUP Contracts

## Expenditures by Sponsor Type

(Thousands of Dollars)

Sponsor Type	FY13-14 Amount	FY14-15 Amount	FY15-16 Amount	FY 16-17 Amount	FY 17-18 Amount
Federal & Federal Pass Through	\$24,894	\$24,540	\$21,005	\$22,577	\$23,737
Non-Profit	4,842	3,878	7,704	6,600	8,013*
State	2,148	3,501	5,735	5,240	5,438
For-Profit	2,562	2,838	3,863	3,927	4,273
Local Government	240	347	114	25	70
Other	0	60	11	16	0
<b>Total</b>	<b>\$34,687</b>	<b>\$35,165</b>	<b>\$38,431</b>	<b>\$38,385</b>	<b>\$41,532</b>

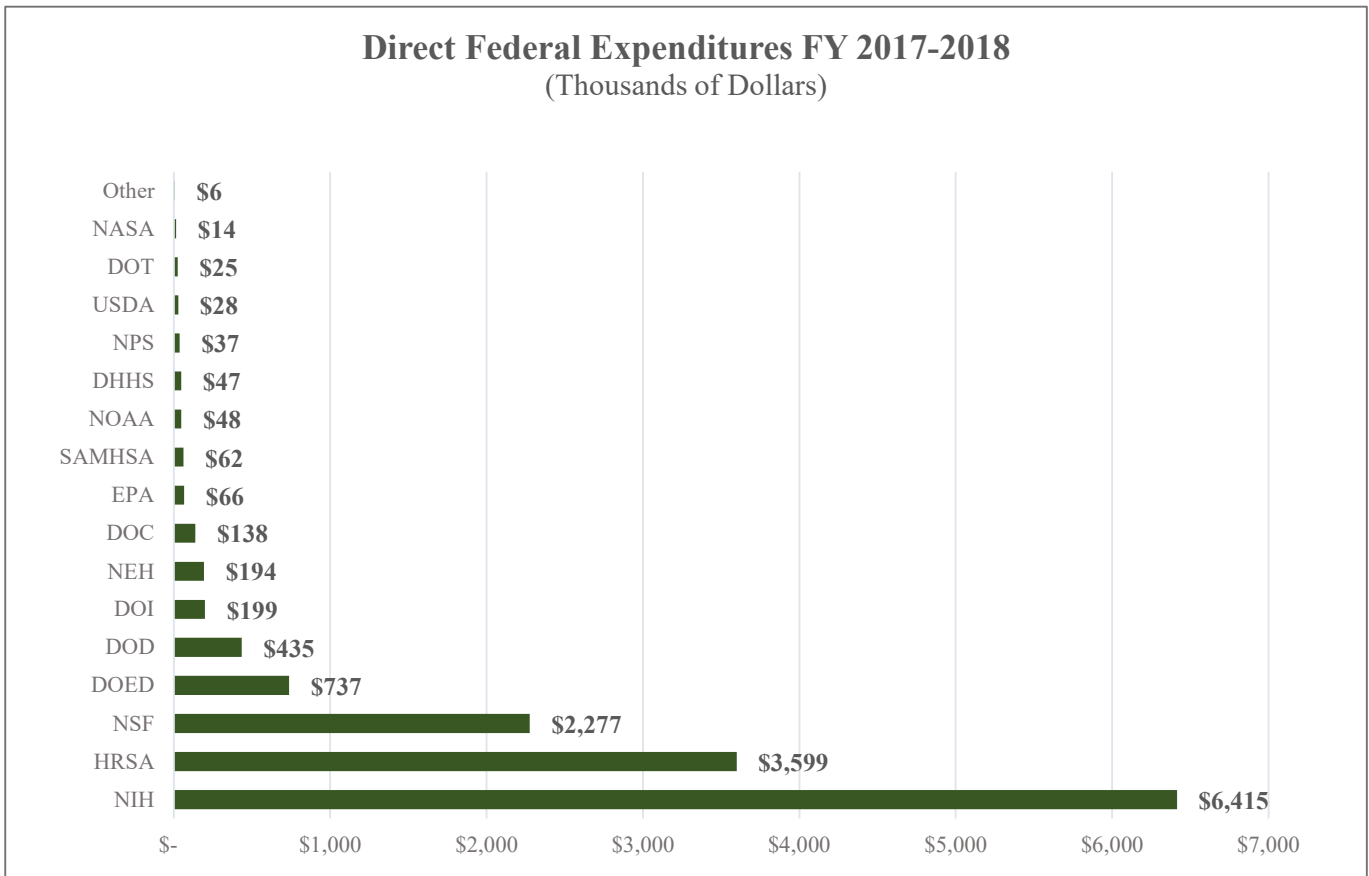
**FY17-18 Expenditures - Percent by Sponsor Type**



\*Included EAHEC Payroll Expenditures

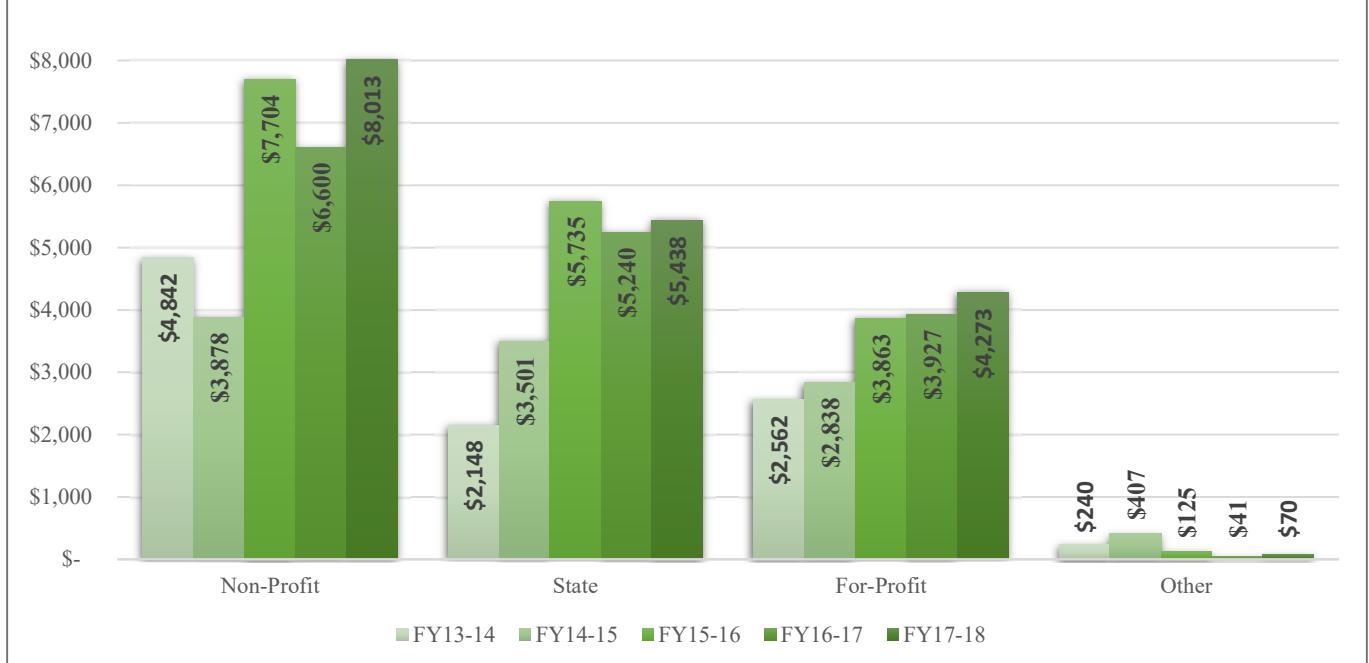
## Expenditures by Direct Sponsor Type

(Thousands of Dollars)



## Non-Federal Expenditures - Five Year Comparison

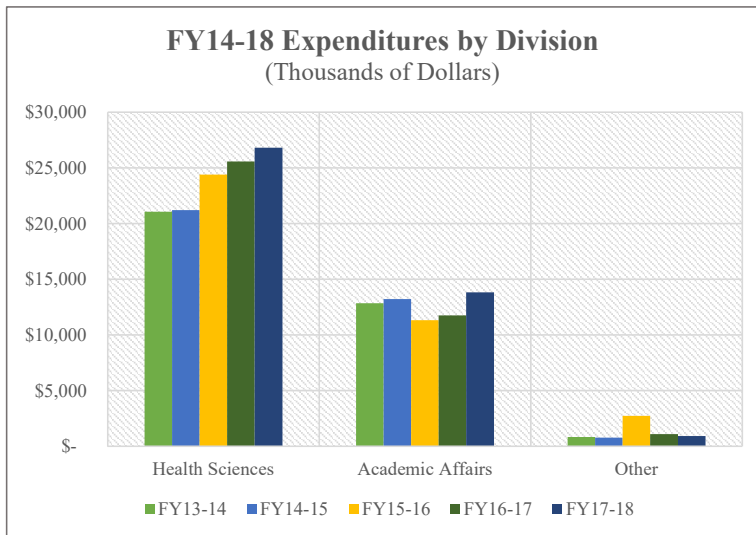
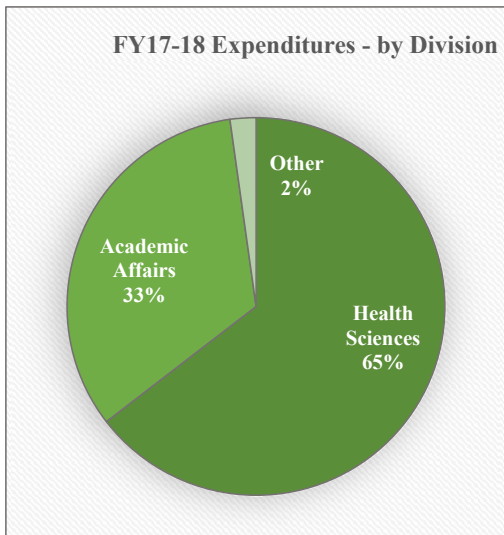
(Thousands of Dollars)



## Expenditures by Unit

(Thousands of Dollars)

Unit	FY13-14 Amount	FY14-15 Amount	FY15-16 Amount	FY16-17 Amount	FY17-18 Amount
<b>Health Sciences (HS)</b>					
Brody School of Medicine (BSOM)	\$17,724	\$17,902	\$19,681	\$19,693	\$22,370*
College of Allied Health Sciences (CAHS)	301	597	1,133	841	526
School of Dental Medicine (SODM)	647	629	405	841	751
College of Nursing (CON)	1,787	1,607	2,452	3,065	1,834
HS Other	582	464	724	1,131	1,325
<b>Subtotal</b>	<b>\$21,041</b>	<b>\$21,199</b>	<b>\$24,394</b>	<b>\$25,572</b>	<b>\$26,805</b>
<b>Academic Affairs (AA)</b>					
Thomas Harriot College of Arts & Sciences (THCAS)	4,578	4,479	3,281	2,865	4,273
College of Business (COB)	69	61	6	6	<1
College of Education (COE)	3,146	3,476	2,051	2,170	1,958
College of Engineering and Technology (CET)	641	789	744	737	745
College of Fine Arts and Communications (CFAC)	28	53	30	36	20
College of Health and Human Performance (CHHP)	1,416	1,191	2,590	3,584	4,906
AA Other	2,944	3,151	2,613	2,342	1,906
<b>Subtotal</b>	<b>\$12,822</b>	<b>\$13,200</b>	<b>\$11,315</b>	<b>\$11,739</b>	<b>\$13,808</b>
<b>Other</b>					
Division of Research, Econ Dev, & Engagement (REDE)	818	706	2,192	691	726
Other	5	60	530	384	192
<b>Subtotal</b>	<b>\$823</b>	<b>\$766</b>	<b>\$2,722</b>	<b>\$1,075</b>	<b>\$918</b>
<b>Total</b>	<b>\$34,687</b>	<b>\$35,164</b>	<b>\$38,431</b>	<b>\$38,385</b>	<b>\$41,532</b>



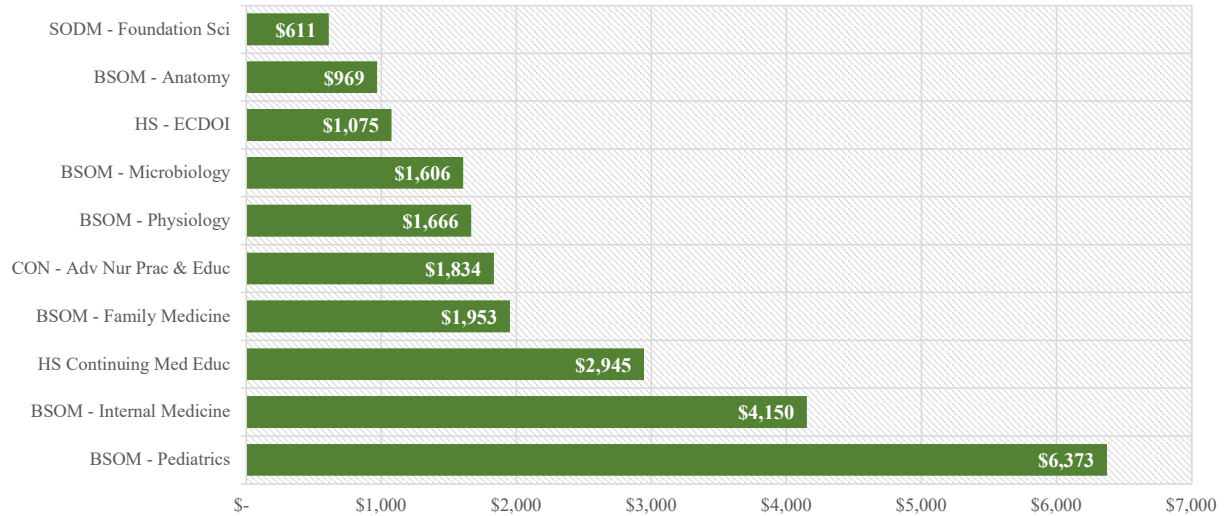
\*Includes EAHEC Payroll Expenditures



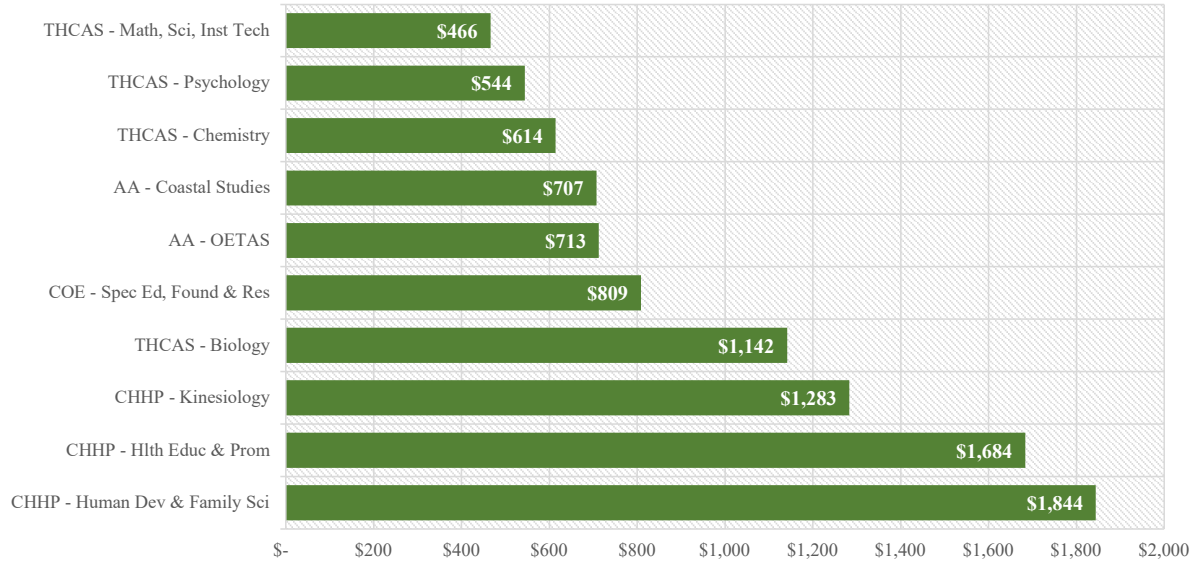
## 2017-2018 Expenditures by Unit

(Thousands of Dollars)

### Top 10 Health Sciences Units by Expenditures



### Top 10 Academic Affairs/Other Units by Expenditures



## 2017-2018 Expenditures by Unit (Thousands of Dollars)

### Health Sciences

Unit	Projects	Amount
------	----------	--------

Brody School of Medicine		
Dean's Office	2	\$11
Academic Affairs	5	\$223
Anatomy	13	\$969
Biochemistry	12	\$402
Center for Health Disparities	4	\$133
East Carolina Heart Institute	19	\$201
ECU Physicians	2	\$48
Emergency Medicine	3	\$204
Family Medicine	18	\$1,953
HS Continuing Med Educ	2	\$2,945
Internal Medicine	122	\$4,150
Microbiology	16	\$1,606
Obstetrics and Gynecology	1	\$382
Pathology	2	\$31
Pediatrics	100	\$6,373
Pharmacology	16	\$530
Physiology	22	\$1,666
Psychiatric Medicine	7	\$109
Public Health	11	\$160
Radiation Oncology	4	\$3
Surgery	14	\$269

College of Allied Health Sciences		
College of Allied Health	2	\$32
Communication Science &	11	\$219
Health Services and	2	\$42
Nutrition Science	3	\$187
Occupational Therapy	4	\$47
Rehabilitation Studies	1	-\$2

School of Dental Medicine		
School of Dental Medicine	2	\$85
Foundation Sciences	2	\$611
Research Innovation &	3	\$55

College of Nursing		
Advanced Nursing Practice	16	\$1,834

Health Sciences Other		
Agromedicine	10	\$112
ECU Diabetes and Obesity Institute	8	\$1,075
Laupus Library	2	\$81
Vice Chancellor Administration	1	\$57

### Academic Affairs

Unit	Projects	Amount
------	----------	--------

Thomas Harriot College of Arts & Sciences		
College of Arts & Sciences	1	\$16
Anthropology	4	\$213
Biology	51	\$1,142
Chemistry	9	\$614
Criminal Justice	3	\$257
Economics	10	\$186
English	4	\$123
Geography	17	\$353
Geology	10	\$244
History	10	\$358
Physics	7	\$210
Political Science	1	\$8
Psychology	15	\$544
Sociology	1	\$6

### Academic Affairs Continued

Unit	Projects	Amount
------	----------	--------

College of Business		
College of Business	1	<\$1

College of Education		
College of Education	4	\$449
Educational Leadership	1	\$94
Interdisciplinary Professions	2	\$140
Math, Science, and Instructional Technology	10	\$466
Special Education, Foundation and Research	11	\$809

College of Engineering & Technology		
College of Engineering & Technology	3	\$129
Center for Sustainability	3	\$121
Computer Science	4	\$125
Construction Mangement	2	\$71
Engineering	15	\$193
Technology Systems	7	\$105

College of Fine Arts & Communications		
College of Fine Arts and Communication	6	\$16
School of Music	1	\$4

College of Health & Human Performance		
Health Education and Promotion	42	\$1,684
Human Develop and Family Science	6	\$1,844
Human Performance Lab	1	-\$1
Kinesiology	20	\$1,283
Recreation and Leisure Studies	6	\$45
Social Work	3	\$52

Academic Affairs Other		
Coastal Program	39	\$984
Enrollment Services	1	\$2
Graduate School	1	\$134
Joyner Library	2	\$73
Office of Educational Transition Activities & Support	7	\$713

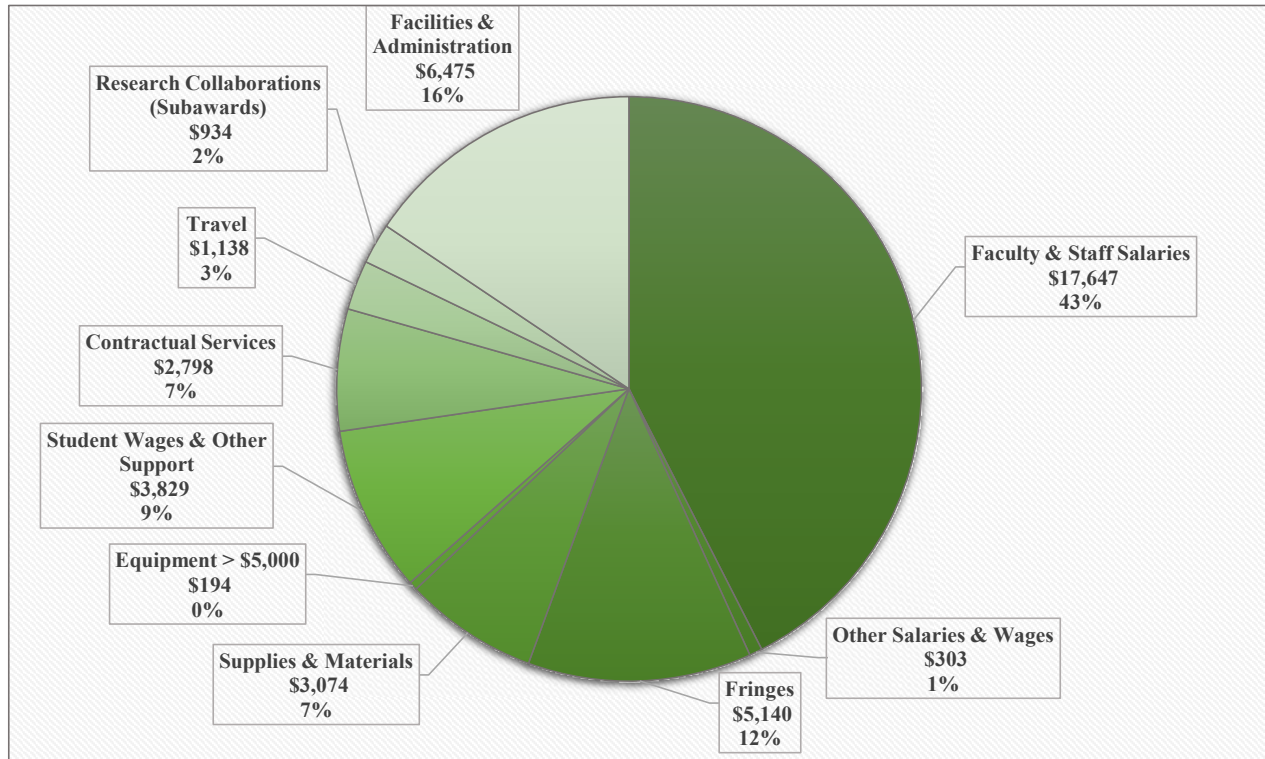
### Other

Unit	Projects	Amount
------	----------	--------

SA - Career Services	1	\$2
REDE - Community Engagement & Research	1	\$112
REDE - Innovation and Economic Development	26	\$256
SA - Intergenerational Community Center	3	\$64
SA - Recreation Wellness Education	2	\$6
Engagement	1	\$28
REDE - Small Business & Technology Dev Center	5	\$329
SA - Student Affairs	2	\$117
SA - Student Leadership & Service Learning	1	\$2

## 2017-2018 Expenditures by Cost Type

(Thousands of Dollars)



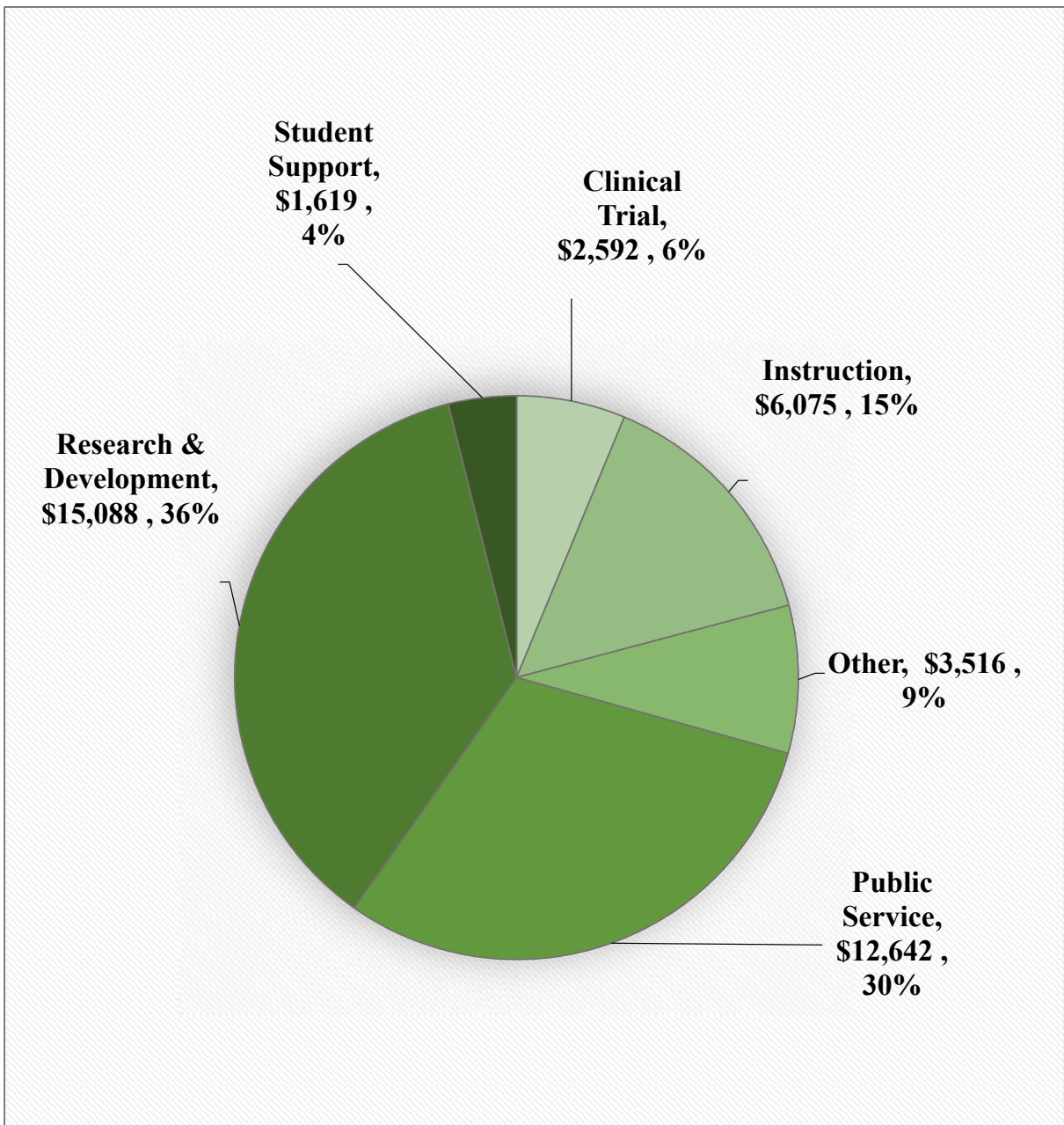
## Effective F&A Rates

(Thousands of Dollars)

	FY13-14 Effective Rate on TDC	FY14-15 Effective Rate on TDC	FY15-16 Effective Rate on TDC	FY16-17 Effective Rate on TDC	FY17-18 Effective Rate on TDC	FY 17-18 F&A	FY 17-18 Total Direct Costs
<b>Health Sciences</b>							
BSOM	17.30%	19.27%	18.26%	17.70%	19.18%	\$3,601	\$18,769
CAHS	17.24	30.26	17.73	23.24	17.43%	78	448
CON	3.22	4.04	5.34	7.83	5.95%	103	1,731
SODM	2.02	0.19	6.38	3.57	4.03%	29	722
HS OTHER	3.43	4.65	17.25	26.21	32.80%	327	998
<b>Academic Affairs</b>							
CET	11.47	4.58	8.00	10.09	17.19%	109	636
COB	23.20	21.95	5.12	0.00	0.00%	0	0
COE	7.09	7.30	5.28	5.78	8.84%	159	1,799
CFAC	19.50	4.44	0.49	2.90	0.84%	0	20
CHHP	25.12	30.14	17.77	18.48	18.36%	761	4,145
THCAS	19.50	22.30	22.09	22.92	28.74%	954	3,319
AA/OTHER	20.26	15.36	13.57	14.62	16.73%	301	1,797
<b>Other</b>							
REDE	8.97	1.66	1.51	1.13	1.02%	53	673
<b>TOTAL</b>	<b>14.66%</b>	<b>15.54%</b>	<b>14.99%</b>	<b>15.82%</b>	<b>18.47%</b>	<b>\$6,475</b>	<b>\$35,057</b>

2017-2018 Expenditures by CHESS Code Category

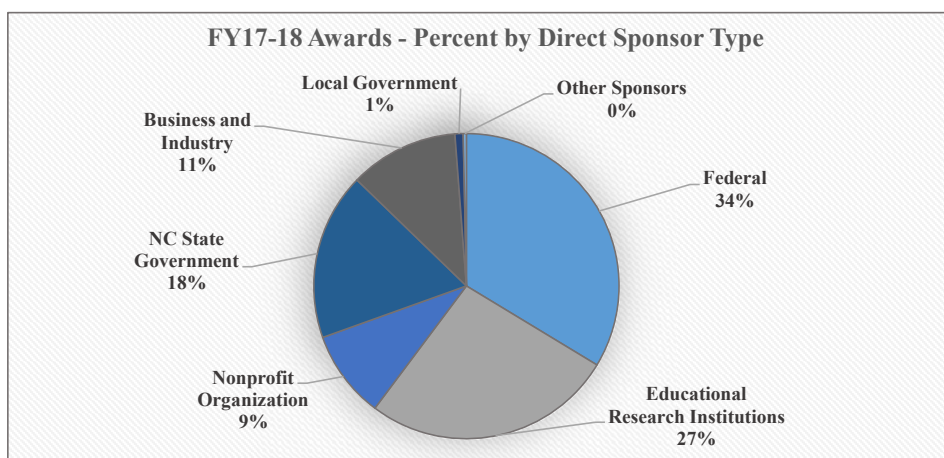
(Thousands of Dollars)



## Awards by Direct Sponsor Type

(Thousands of Dollars)

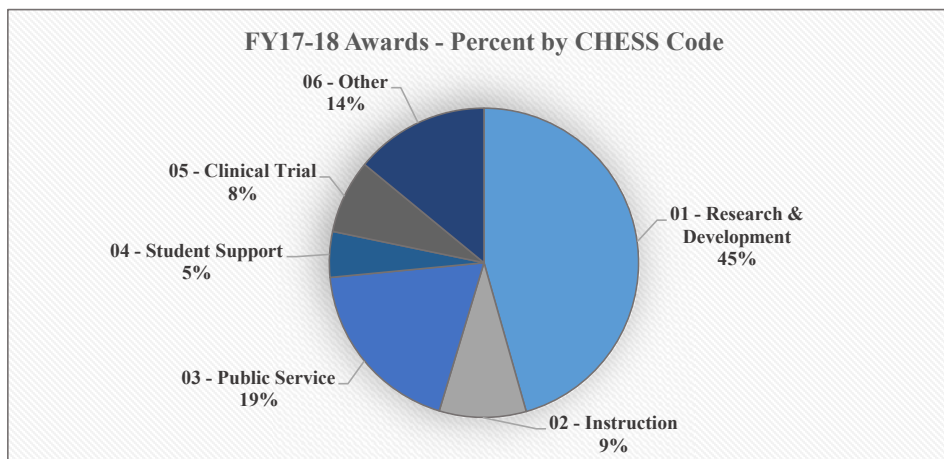
Direct Sponsor Type	FY13-14 Amount	FY14-15 Amount	FY15-16 Amount	FY16-17 Amount	FY17-18 Amount
Federal	\$20,246	\$19,118	\$19,044	\$23,113	\$12,718
Educational Research Institutions	8,618	7,164	7,501	7,931	10,057
Nonprofit Organization	4,952	6,733	6,510	4,746	3,520
NC State Government	3,219	5,157	4,297	4,570	6,693
Business and Industry	5,344	5,076	11,298	4,031	4,369
Local Government	395	424	432	763	328
Other Sponsors	250	678	766	307	125
<b>Total</b>	<b>\$43,024</b>	<b>\$44,350</b>	<b>\$49,849</b>	<b>\$45,461</b>	<b>\$37,810</b>



## Awards by CHES Code

(Thousands of Dollars)

Direct Sponsor Type	FY13-14 Amount	FY14-15 Amount	FY15-16 Amount	FY16-17 Amount	FY17-18 Amount
01 - Research & Development	\$15,082	\$17,555	\$20,826	\$20,673	\$17,244
02 - Instruction	1,981	4,230	4,282	3,677	3,422
03 - Public Service	7,902	9,973	9,639	8,832	7,120
04 - Student Support	2,141	1,202	567	1,296	1,797
05 - Clinical Trial	4,354	2,885	6,012	2,255	2,917
06 - Other	11,563	8,506	8,522	8,728	5,309
<b>Total</b>	<b>\$43,024</b>	<b>\$44,350</b>	<b>\$49,849</b>	<b>\$45,461</b>	<b>\$37,810</b>

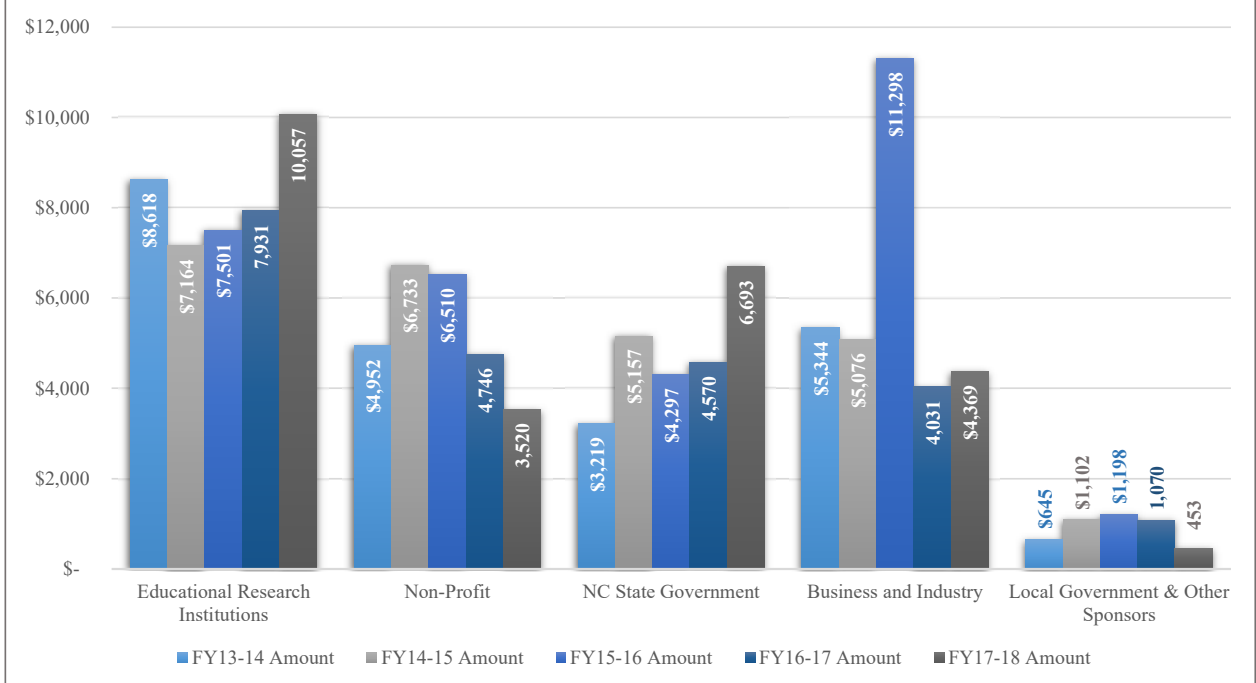


## Awards by Direct Sponsor Type

(Thousands of Dollars)

Direct Federal Sponsor	FY 2013-2014	FY 2014-2015	FY 2015-2016	FY 2016-2017	FY 2017-2018
NIH	\$ 6,253	\$ 7,144	\$ 7,001	\$ 6,771	\$ 5,176
NSF	1,164	1,965	657	6,094	3,539
HRSA	4,122	2,970	4,565	4,292	1,565
DOD	505	216	16	153	650
DOED	2,236	650	1,801	250	500
EPA	0	113	0	109	427
NEH	10	270	0	162	276
DOT	0	0	0	250	196
Other	11	56	0	0	128
SAMHSA	553	276	0	0	125
NPS	6	30	93	39	69
USDA	0	519	0	0	60
DHHS Other	3,978	3,617	3,998	3,668	8
DOI	8	200	211	311	0
DOC	0	0	9	498	0
CNCS	547	537	254	371	0
IMLS	494	0	0	0	0
NOAA	38	303	193	147	0
SBA	3	1	0	0	0
VA	5	0	0	0	0
DOE	74	0	0	0	0
NASA	239	251	245	0	0
<b>Total</b>	<b>\$ 20,245</b>	<b>\$ 19,118</b>	<b>\$ 19,044</b>	<b>\$ 23,113</b>	<b>\$ 12,718</b>

**Non-Federal Awards - Five Year Comparison by Direct Sponsor Type**  
(Thousands of Dollars)

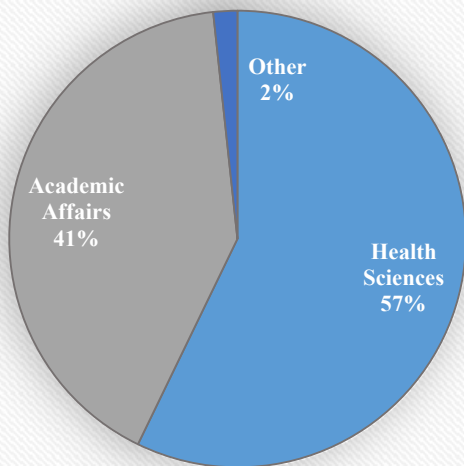


## Awards by Principal Investigator Home Unit

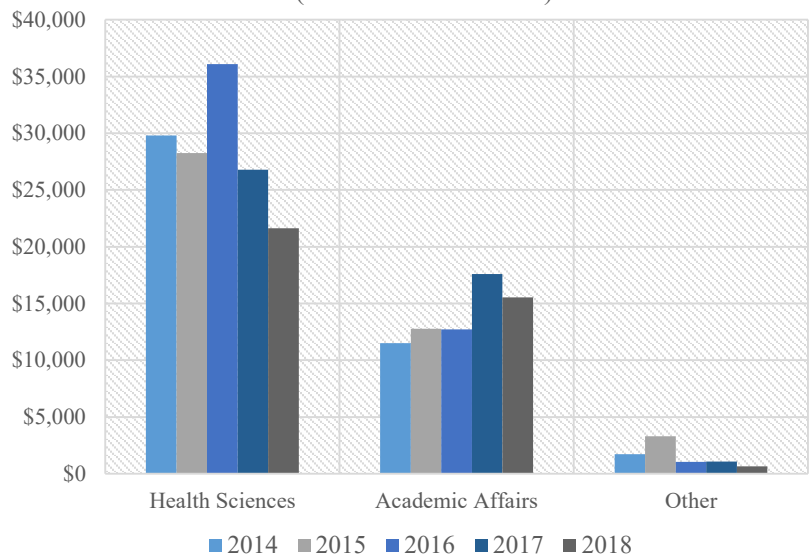
(Thousands of Dollars)

Unit	FY13-14 Amount	FY14-15 Amount	FY15-16 Amount	FY16-17 Amount	FY17-18 Amount
<b>Health Sciences (HS)</b>					
Brody School of Medicine (BSOM)	\$22,256	\$20,307	\$26,123	\$19,307	\$16,318
College of Allied Health Sciences (CAHS)	1,015	1,085	802	520	835
School of Dental Medicine (SODM)	352	963	495	1,410	100
College of Nursing (CON)	2,512	1,972	5,178	1,929	787
HS Other	3,674	3,931	3,486	3,616	3,582
<b>Subtotal</b>	<b>\$29,810</b>	<b>\$28,257</b>	<b>\$36,084</b>	<b>\$26,782</b>	<b>\$21,623</b>
<b>Academic Affairs (AA)</b>					
Thomas Harriot College of Arts & Sciences (THCAS)	3,998	6,032	3,609	7,132	4,784
College of Business (COB)	39	(3)	6	6	0
College of Education (COE)	4,018	1,512	3,119	2,719	2,426
College of Engineering and Technology (CET)	737	392	964	2,838	830
College of Fine Arts and Communications (CFAC)	29	77	317	35	32
College of Health and Human Performance (CHHP)	1,372	3,410	3,108	3,508	5,552
AA Other	1,306	1,363	1,606	1,358	1,919
<b>Subtotal</b>	<b>\$11,498</b>	<b>\$12,783</b>	<b>\$12,729</b>	<b>\$17,597</b>	<b>\$15,542</b>
<b>Other</b>					
Division of Research, Econ Dev, & Engagement (REDE)	1,291	2,556	554	935	449
Other	425	754	482	148	196
<b>Subtotal</b>	<b>\$1,716</b>	<b>\$3,311</b>	<b>\$1,036</b>	<b>\$1,083</b>	<b>\$645</b>
<b>Total</b>	<b>\$43,024</b>	<b>\$44,350</b>	<b>\$49,849</b>	<b>\$45,461</b>	<b>\$37,810</b>

**FY17-18 Awards by PI Home Dept - Percent by Division**



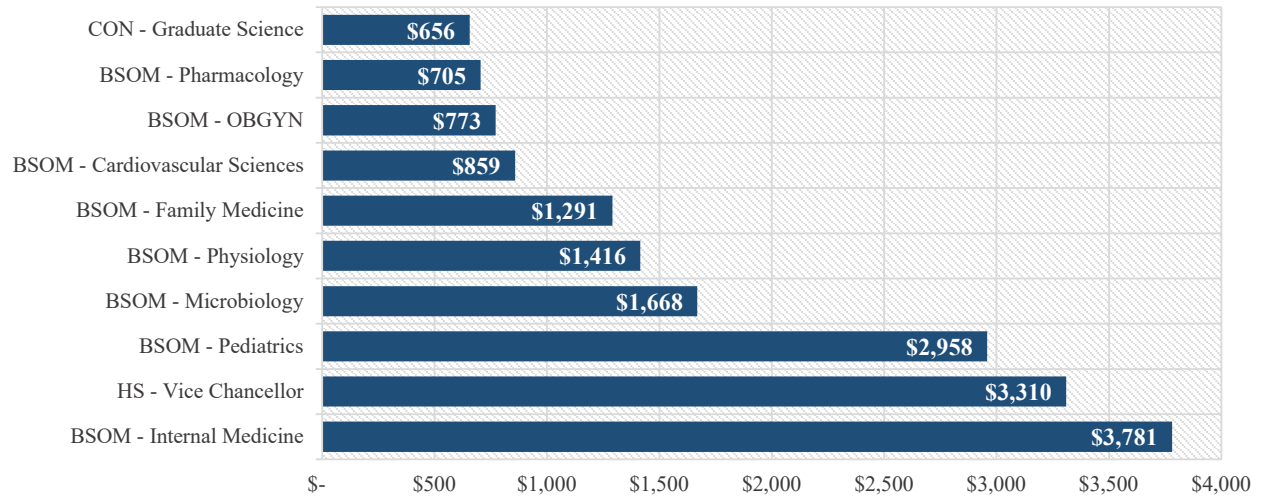
**FY14-18 Awards by PI Home Division (Thousands of Dollars)**



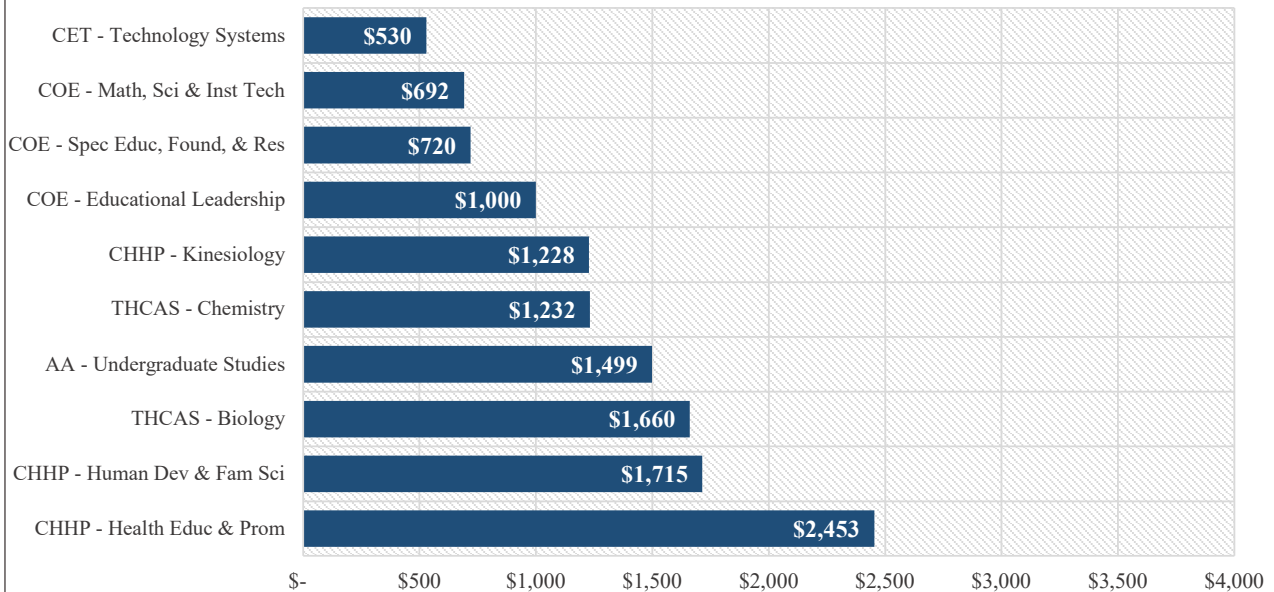
## 2017-2018 Awards by Principal Investigator Home Unit

(Thousands of Dollars)

### Top 10 Health Sciences Units by Total Award Amount



### Top 10 Academic Affair/Other Units by Total Award Amount





**2017-2018 Awards by Principal Investigator Home Unit**  
(Thousands of Dollars)

**Health Sciences**

Unit	Actions	Amount
<b>Brody School of Medicine</b>		
Academic Affairs	2	\$115
Anatomy and Cell Biology	6	\$569
Biochemistry	4	\$562
Cardiovascular Sciences	10	\$859
Dean's Office	1	\$10
Emergency Medicine	1	\$300
Family Medicine	6	\$1,291
Group Practice Administration	2	\$50
Health Disparities	3	\$364
Internal Medicine	54	\$3,781
Microbiology	9	\$1,668
Obstetrics and Gynecology	2	\$773
Pathology	2	\$29
Pediatrics	34	\$2,958
Pharmacology	11	\$705
Physiology	12	\$1,416
Psychiatric Medicine	2	\$129
Public Health	5	\$79
Radiation And Oncology	3	\$119
Surgery	5	\$540

<b>Allied Health Sciences</b>		
Communication Sciences & Disorders	7	\$320
Dean's Office	1	\$30
Health Services & Information Management	2	\$37
Nutrition	1	\$251
Occupational Therapy	1	\$196

<b>School of Dental Medicine</b>		
Foundation Sciences	2	\$100

<b>College of Nursing</b>		
Dean's Office	1	\$70
Graduate Science	6	\$656
Undergrad Science (Senior)	2	\$61

<b>Health Sciences &amp; Other</b>		
Agromedicine Institute	4	\$193
Laupus Library	1	\$79
Vice Chancellor's Office	2	\$3,310

**Academic Affairs**

Unit	Actions	Amount
<b>Thomas Harriot College of Arts and Sciences</b>		
Anthropology	2	\$56
Biology	26	\$1,660
Chemistry	6	\$1,232
Criminal Justice	2	\$95
Economics	3	\$419
English	1	\$226
Geography and Planning	5	\$230
History	5	\$296
Physics	4	\$353
Political Science	2	\$39
Psychology	5	\$177

**Academic Affairs**

Unit	Actions	Amount
<b>College of Business</b>		
<b>College of Education</b>		
Dean's Office	1	\$15
Educational Leadership	1	\$1,000
Math, Science, and Instructional Technology	3	\$692
Special Education, Foundations & Research	3	\$720
<b>College of Engineering &amp; Technology</b>		
Center for Sustainability	1	\$5
Construction Management	1	\$87
Engineering	8	\$208
Technology Systems	17	\$530

<b>College of Fine Arts &amp; Communications</b>		
Dean's Office	2	\$3
School of Art and Design	2	\$24
School of Music	1	\$5

<b>College of Health &amp; Human Performance</b>		
Health Education and Promotion	25	\$2,453
Human Development and Family Science	2	\$1,715
Kinesiology	9	\$1,228
Recreation and Leisure Studies	6	\$104
Social Work	1	\$52

<b>Academic Affairs Other</b>		
Coastal Studies Institute	7	\$120
Enrollment Services	2	\$109
Honors	1	\$10
Institute for Coastal Science & Policy	4	\$106
Institutional Planning, Assessment & Research	1	\$10
Joyner Library	1	\$65
Undergraduate Studies	1	\$1,499

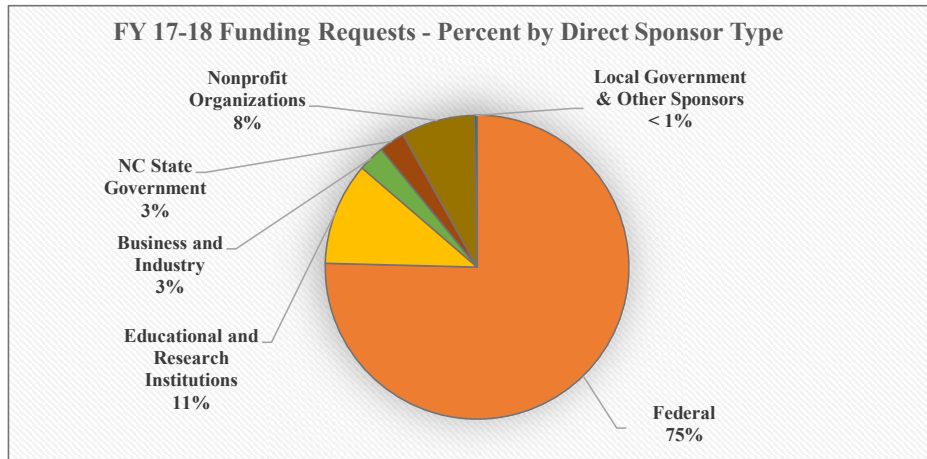
**Other**

Unit	Actions	Amount
REDE - Engagement, Innovation, Economic Dev	2	\$110
SA - Office of The Vice Chancellor	2	\$190
SA - Recreation Services	2	\$6
REDE - Small Business and Technology Dev	2	\$231
SA - Student Involvement & Leadership	1	<1
REDE - Vice Chancellors Office	2	\$109

## Funding Requests by Direct Sponsor Type

(Thousands of Dollars)

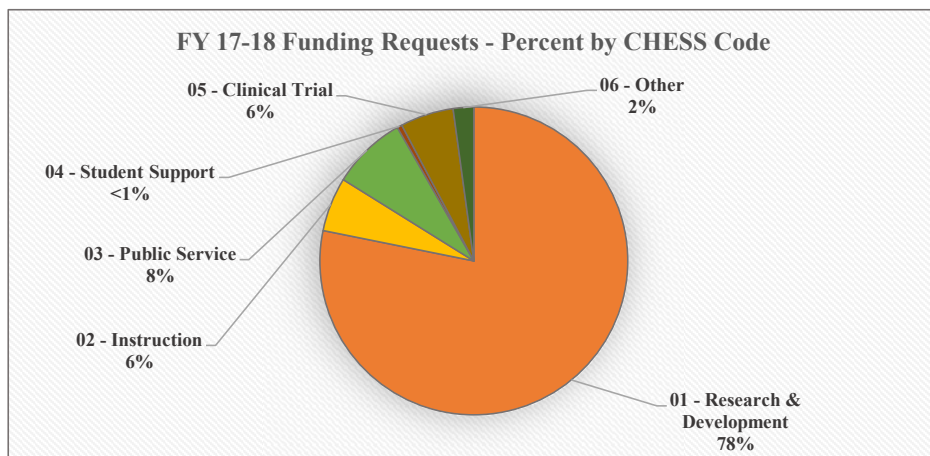
Direct Sponsor Type	FY13-14 Requests	FY14-15 Requests	FY15-16 Requests	FY16-17 Requests	FY17-18 Requests
Federal	\$133,934	\$135,733	\$144,562	\$169,441	\$169,081
Educational and Research Institutions	13,514	25,782	24,624	22,087	24,451
Nonprofit Organization	16,842	22,128	17,377	18,725	17,492
NC State Government	7,154	4,904	7,444	12,478	10,470
Business and Industry	7,121	11,305	10,327	7,219	6,241
Local Government	653	953	823	2,600	660
Other Sponsors	352	917	778	155	12
<b>Total</b>	<b>\$179,570</b>	<b>\$201,721</b>	<b>\$205,935</b>	<b>\$232,705</b>	<b>\$228,406</b>



## Awards by CHES Code

(Thousands of Dollars)

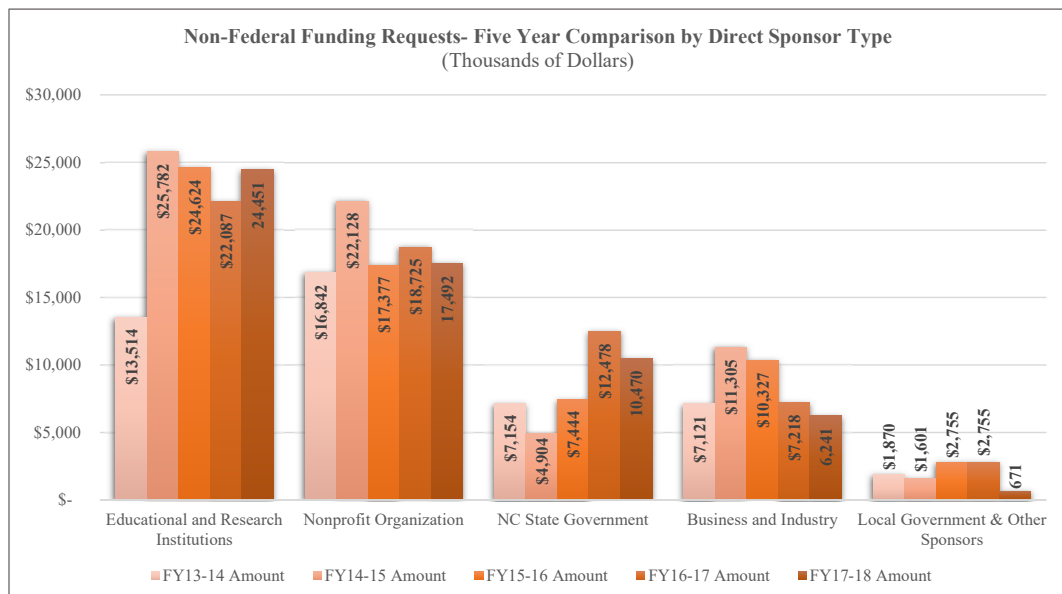
Direct Sponsor Type	FY13-14 Amount	FY14-15 Amount	FY15-16 Amount	FY16-17 Amount	FY17-18 Amount
01 - Research & Development	\$133,916	\$161,064	\$159,364	\$173,525	\$178,514
02 - Instruction	8,877	8,650	9,375	16,972	13,067
03 - Public Service	13,332	12,745	13,974	17,239	17,919
04 - Student Support	2,954	1,367	6,248	8,061	1,170
05 - Clinical Trial	4,520	4,745	7,272	3,815	12,796
06 - Other	15,971	13,150	9,701	13,094	4,939
<b>Total</b>	<b>179,570</b>	<b>201,721</b>	<b>205,935</b>	<b>232,705</b>	<b>228,406</b>



## Funding Requests by Direct Sponsor Type

(Thousands of Dollars)

Direct Federal Sponsor	FY 2013-2014	FY 2014-2015	FY 2015-2016	FY 2016-2017	FY 2017-2018
NIH	\$ 67,964	\$ 64,210	\$ 80,674	\$ 87,153	\$ 95,651
NSF	26,956	32,413	34,443	42,759	32,490
DOED	4,438	5,407	1,605	19,176	24,003
HRSA	2,070	6,149	10,952	7,935	4,804
DOD	6,737	2,675	2,160	3,596	2,977
USDA	4,114	5,533	399	586	2,489
DOJ	471	1,567	247	1,007	1,322
NOAA	948	8,169	1,651	786	1,241
DOC	173	0	0	498	987
DHHS	5,872	4,971	6,093	3,604	847
NEH	683	182	677	744	490
NRC	0	0	0	0	384
SAMHSA	0	625	125	125	303
CNCS	547	0	1,113	0	274
EPA	1,333	1,136	647	444	237
NEA	10	0	0	29	229
NPS	36	154	65	69	200
DOE	1,139	1,073	1,084	0	153
ACF	0	500	0	0	0
AHRQ	0	143	200	200	0
CDC	489	37	474	0	0
CMS	0	127	0	0	0
DOI	3,699	379	628	200	0
DOL	0	102	0	0	0
DOS	250	91	0	0	0
IMLS	479	0	441	0	0
NASA	1,082	89	567	0	0
NHTSA	0	0	0	250	0
NIST	205	0	58	29	0
Other	4,236	0	147	27	0
SBA	3	1	0	0	0
USAID	0	0	0	225	0
VA	0	0	0	0	0
<b>Total</b>	<b>\$ 133,934</b>	<b>\$ 135,733</b>	<b>\$ 144,451</b>	<b>\$ 169,441</b>	<b>\$ 169,081</b>

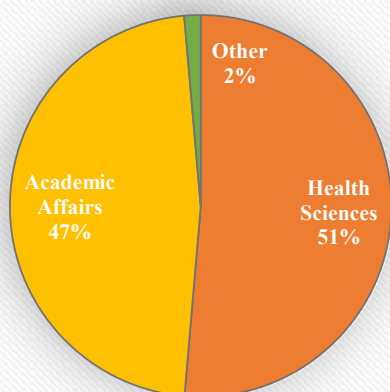


## Funding Requests by Principal Investigator Home Unit

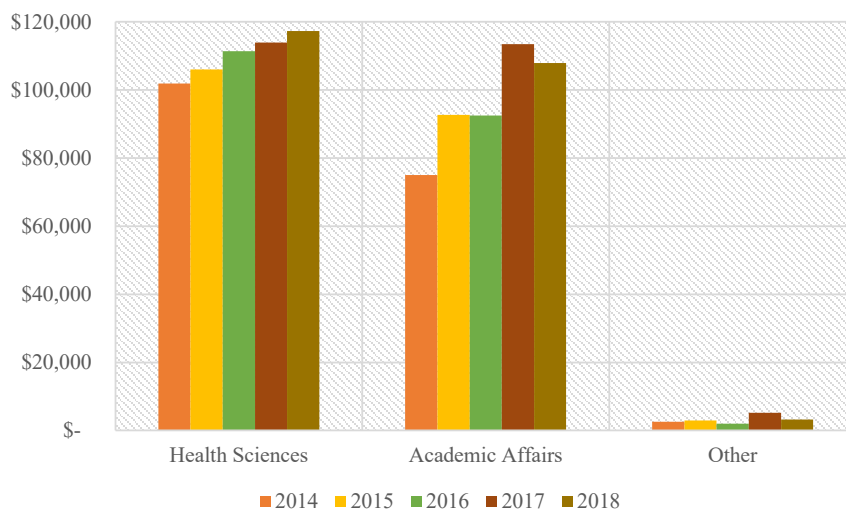
(Thousands of Dollars)

Unit	FY13-14 Requests	FY14-15 Requests	FY15-16 Requests	FY16-17 Requests	FY17-18 Requests
<b>Health Sciences (HS)</b>					
Brody School of Medicine (BSOM)	\$86,451	\$86,095	\$92,087	\$94,698	\$84,947
College of Allied Health Sciences (CAHS)	8,674	10,130	9,627	8,372	15,640
School of Dental Medicine (SODM)	919	1,695	4,217	3,901	11,072
College of Nursing (CON)	4,723	4,695	4,394	6,383	3,661
HS Other	1,203	3,437	1,056	601	1,995
<b>Subtotal</b>	<b>\$101,971</b>	<b>\$106,052</b>	<b>\$111,381</b>	<b>\$113,956</b>	<b>\$117,316</b>
<b>Academic Affairs (AA)</b>					
Thomas Harriot College of Arts & Sciences (THCAS)	\$39,406	\$54,260	\$47,090	\$45,435	\$31,811
College of Business (COB)	39	13	102	108	140
College of Education (COE)	7,087	4,921	5,656	29,927	27,208
College of Engineering and Technology (CET)	8,567	9,331	7,605	13,691	15,382
College of Fine Arts and Communications (CFAC)	136	627	711	57	17
College of Health and Human Performance (CHHP)	15,009	16,474	27,002	19,763	30,039
AA Other	4,828	7,089	4,390	4,546	3,309
<b>Subtotal</b>	<b>\$75,073</b>	<b>\$92,715</b>	<b>\$92,555</b>	<b>\$113,527</b>	<b>\$107,906</b>
<b>Other</b>					
Division of Research, Econ Dev, & Engagement (REDE)	1,978	2,015	1,858	3,174	1,295
Other	548	939	141	2,049	1,890
<b>Subtotal</b>	<b>\$2,526</b>	<b>\$2,955</b>	<b>\$1,999</b>	<b>\$5,223</b>	<b>\$3,185</b>
<b>Total</b>	<b>\$179,570</b>	<b>\$201,721</b>	<b>\$205,935</b>	<b>\$232,705</b>	<b>\$228,406</b>

**FY17-18 Proposals by PI Home Dept - Percent by Division**

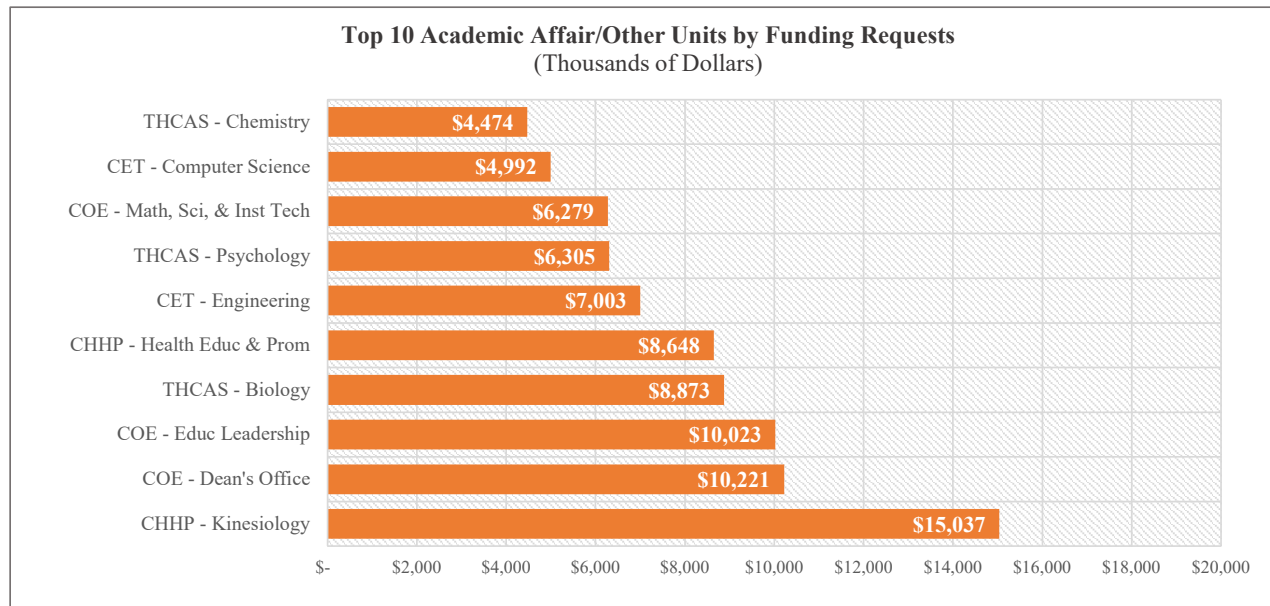
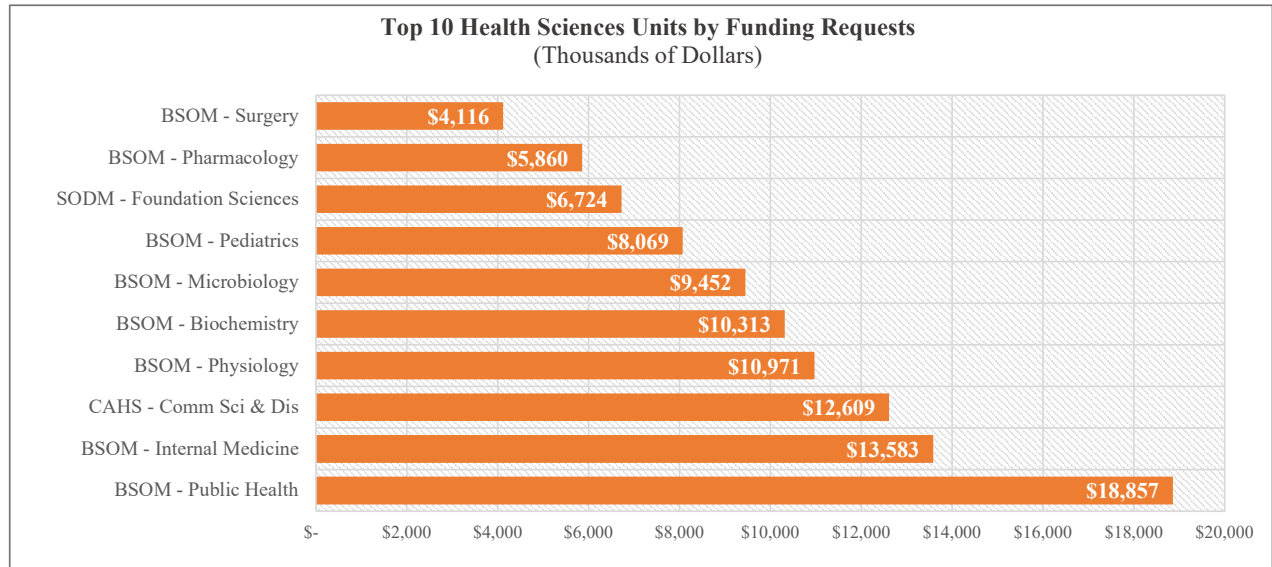


**FY14-18 Proposals by PI Home Division (Thousands of Dollars)**



## 2017-2018 Funding Requests by Principal Investigator Home Unit

(Thousands of Dollars)



**2017-2018 Funding Requests by Principal Investigator Home Unit**  
(Thousands of Dollars)

**Health Sciences**

Unit	Proposals	Amount
<b>Brody School of Medicine</b>		
Academic Affairs	3	\$41
Anatomy and Cell Biology	8	\$1,960
Biochemistry	11	\$10,313
Bioethics and Interdisciplinary Studies	2	\$111
Cardiovascular Sciences	7	\$437
Emergency Medicine	2	\$370
Family Medicine	6	\$398
Internal Medicine	69	\$13,583
Microbiology	15	\$9,452
Obstetrics and Gynecology	1	\$375
Pathology	2	\$29
Pediatrics	35	\$8,069
Pharmacology	17	\$5,860
Physiology	24	\$10,971
Public Health	16	\$18,857
Rehabilitation Medicine	1	\$5
Surgery	9	\$4,116

**College of Allied Health Sciences**

Communication Sciences & Disorders	13	\$12,609
Health Services & Information Management	2	\$453
Nutrition	8	\$1,114
Occupational Therapy	1	\$161
Physical Therapy	1	\$431
Rehabilitation Studies	7	\$872

**School of Dental Medicine**

Foundation Sciences	13	\$6,724
General Dentistry	2	\$556
Innovation & Discovery	1	\$667
Surgical Sciences	2	\$3,126

**College of Nursing**

Baccalaureate Education	2	\$217
Dean's Office	11	\$448
Graduate Science	6	\$979
Nursing Science	7	\$2,016

**Health Sciences Other**

Agromedicine Institute	6	\$400
East Carolina Diabetes and Obesity Institute	2	\$1,592
Laupus Library	1	\$3

**Academic Affairs**

Unit	Proposals	Amount
<b>Thomas Harriot College of Arts &amp; Sciences</b>		
Anthropology	10	\$2,187
Biology	51	8,873
Chemistry	12	4,474
Criminal Justice	10	2,377
Economics	3	696
English	9	310
Geography and Planning	5	1,331
Geology	9	2,694
History	7	591
Math	5	787
Physics	8	954
Political Science	7	231
Psychology	22	6,305

**Academic Affairs Continued**

Unit	Proposals	Amount
------	-----------	--------

**College of Business**

Management Information Systems	1	\$140
--------------------------------	---	-------

**College of Education**

Dean's Office	5	\$10,221
Educational Leadership	2	\$10,023
Elementary and Middle Grades Education	2	\$200
Interdisciplinary Profession	2	\$125
Literacy Studies English Education and History Ed	3	\$350
Math, Science, and Inst Tech	11	\$6,279
Special Ed, Foundations & Res	1	\$10

**College of Engineering & Technology**

Center for Sustainable Tourism	4	\$294
Computer Science	10	\$4,992
Construction Management	6	\$923
Engineering	13	\$7,003
Technology Systems	21	\$2,169

**College of Fine Arts & Communications**

Dean's Office	1	\$4
School of Art & Design	2	\$5
School of Communication	1	\$2
School of Music	1	\$6

**College of Health & Human Performance**

Health Education and Promotion	32	\$8,648
Human Development and Family Science	9	\$2,750
Kinesiology	21	\$15,037
Recreation and Leisure Studies	7	\$3,281
Social Work	6	\$324

**Academic Affairs Other**

Center for International Study	1	\$52
Coastal Studies Institute	7	\$686
Enrollment Services	2	\$109
Honors	2	\$35
Institute for Coastal Science & Policy	1	\$43
Institutional Planning, Assessment, & Research	1	\$10
LIB - Joyner Library	2	\$23
OETAS	2	\$1,408
Office of the Provost	1	\$943

**Other**

Unit	Proposals	Amount
------	-----------	--------

REDE - Engagement, Innov, Econ Development	2	\$997
SA - Office of the Vice Chancellor	5	\$357
SA - Recreation Services	1	\$1
REDE - Small Business & Technology Dev	2	\$298
SA - Student Involvement & Leadership	8	\$1,532



## Affiliated Center Proposal & Award Data

(Thousands of Dollars)

The following report outlines the portion of the overall awards and funding requests that are affiliated with a center or institute. In instances where projects are affiliated with more than one center or institute the total award or funding request amount is fully associated with each.

### Awards

(In Thousands of Dollars)

Unit	Affiliated Center	Total Amount FY13-14	Total Amount FY14-15	Total Amount FY15-16	Total Amount FY16-17	Total Amount FY17-18
<b>Health Sciences (HS)</b>						
HS	Agromedicine Institute	\$233	\$213	\$1,781	\$97	\$193
BSOM	Center for Health Disparities	577	527	413	866	1,140
HS	East Carolina Diabetes and Obesity Institute	1,212	2,573	3,087	1,939	1,751
BSOM	Telemedicine Center			300	-	300
<b>Academic Affairs (AA)</b>						
THCAS	Center for Hazard Research	277	451	366	40	66
CET	Center for Innovation in Technology & Engineering		131	183	176	63
CET	Center for Sust Energ & Env Engineering	48	55	-	266	176
AA	Coastal Studies Institute	14	715	239	589	120
AA	Institute for Coastal Science and Policy	1,220	2,536	1,063	1,348	1,340
COE	STEM Center		-	9	9	251
<b>Other</b>						
REDE	Small Business and Technology Development	295	330	365	302	231
<b>Total</b>		<b>\$3,875</b>	<b>\$7,532</b>	<b>\$7,805</b>	<b>\$5,633</b>	<b>\$5,631</b>

### Funding Requests

(In Thousands of Dollars)

Unit	Affiliated Center	Total Amount FY13-14	Total Amount FY14-15	Total Amount FY15-16	Total Amount FY16-17	Total Amount FY17-18
<b>Health Sciences (HS)</b>						
HS	Agromedicine Institute	\$1,083	\$1,682	\$3,392	\$601	\$590
BSOM	Center for Health Disparities	13,240	15,816	18,408	10,037	8,625
HS	East Carolina Diabetes and Obesity Institute	10,119	21,271	17,967	20,804	32,685
BSOM	Telemedicine Center	-	-	1,232	-	-
<b>Academic Affairs (AA)</b>						
THCAS	Center for Hazard Research	684	653	990	1,448	176
CET	Center for Innovation in Technology & Engineering		210	352	70	43
CET	Center for Sust Energ & Env Engineering	1,058	120	2,655	2,311	623
AA	Coastal Studies Institute	2,540	10,009	1,303	2,714	3,794
AA	Institute for Coastal Science and Policy	12,181	19,614	6,198	5,404	2,380
COE	STEM Center	15	1,968	1,462	3,078	1,009
<b>Other</b>						
REDE	Small Business and Technology Development	330	301	351	302	298
<b>Total</b>		<b>\$41,250</b>	<b>\$71,646</b>	<b>\$54,311</b>	<b>\$46,768</b>	<b>\$50,222</b>

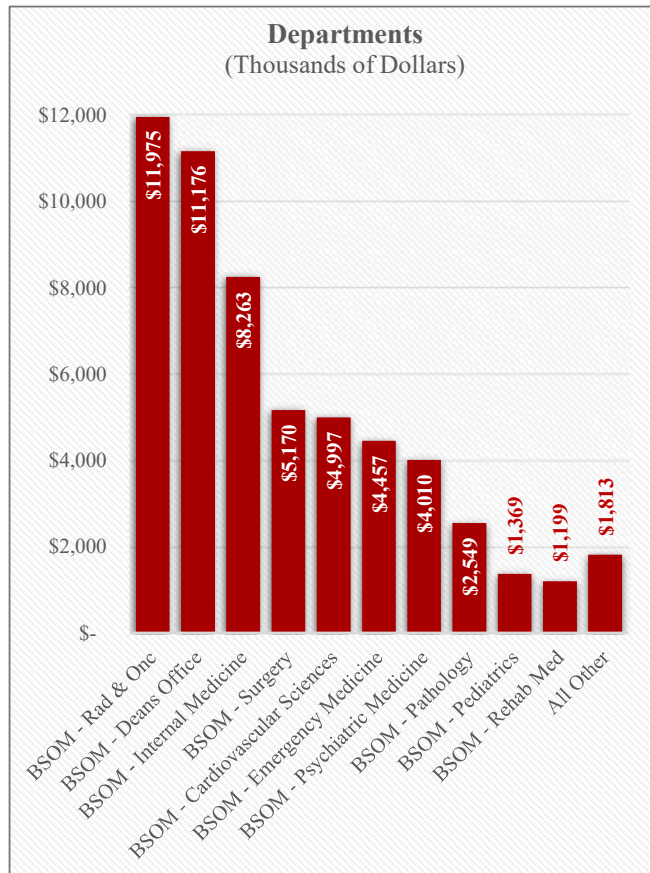
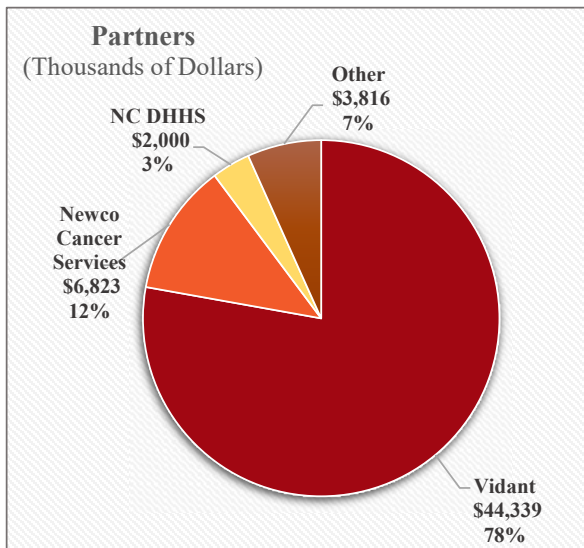


## ECU Physicians/Brody Service Contracts

In Fiscal Year 2017-2018, the Office of Sponsored Programs recorded contracts generated through the Brody School of Medicine Practice Plan. The information below is a summary of 225 medical service provisions.

Type	Amount (Thousands)
Nonprofit Organization	\$44,791
Business and Industry	8,274
State Government (NC)	2,992
Local Government	641
Educational and Research Institution	280
Other Sponsors	<1
<b>Total</b>	<b>\$56,978</b>

Unit	Amount (Thousands)
Health Sciences	\$56,835
Division of Finance and Administration	143
<b>Total</b>	<b>\$56,978</b>



## ECU Dental Professional Service Contracts

In Fiscal Year 2017-2018, the Office of Sponsored Programs recorded contracts generated through the School of Dental Medicine.

Type	Amount (Thousands)
Nonprofit Organization	\$323
State Government (NC)	\$155
Business and Industry	\$139
Federal	\$36
Local Government	7
Total	\$660

