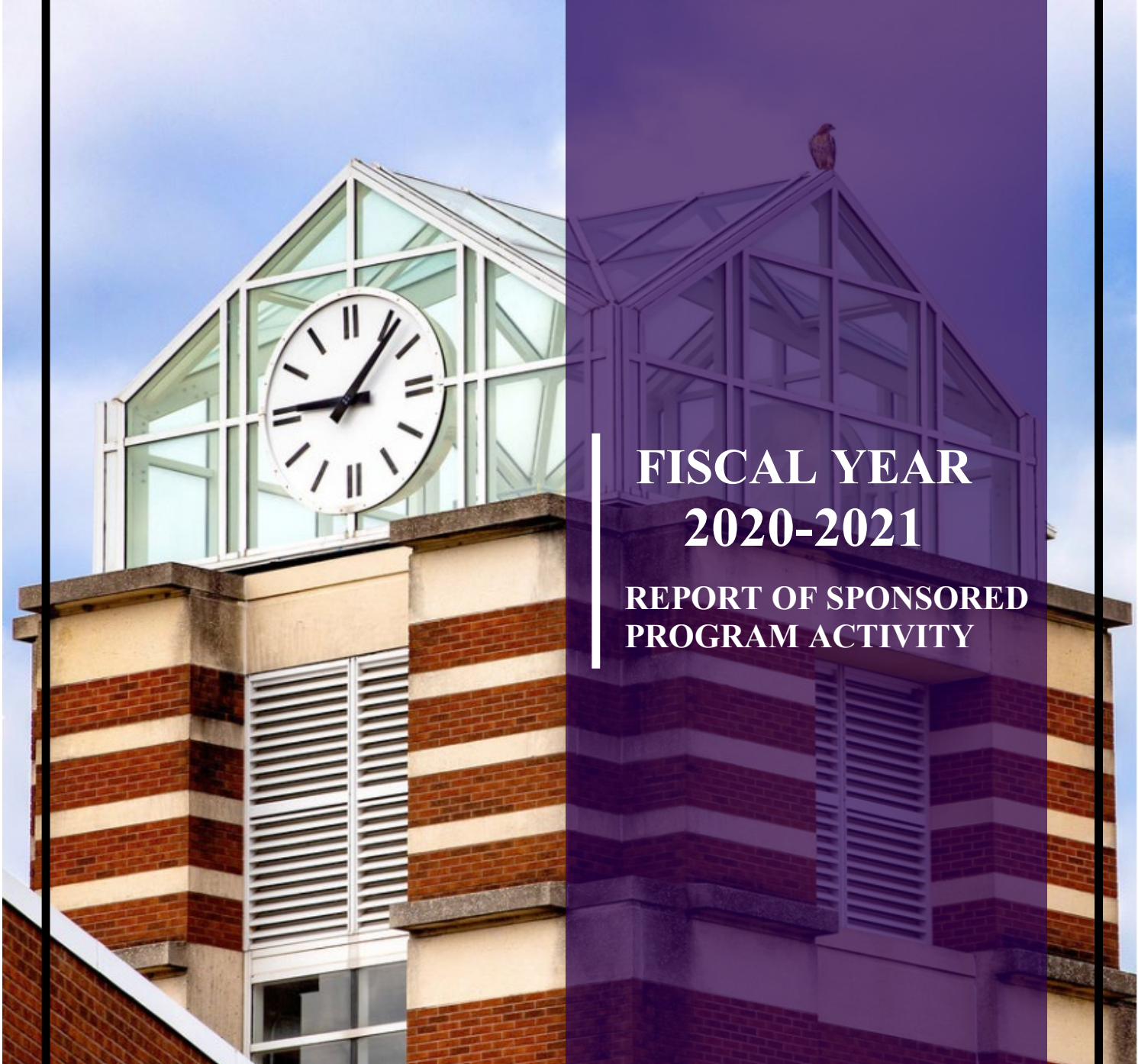




ECU

DIVISION OF RESEARCH,
ECONOMIC DEVELOPMENT
& ENGAGEMENT

RESEARCH ADMINISTRATION



**FISCAL YEAR
2020-2021**

**REPORT OF SPONSORED
PROGRAM ACTIVITY**

Table of Contents

Fiscal Year Summary..... 5

Expenditures

- Expenditures by Sponsor Type..... 6
- Expenditures by Unit..... 8
- Expenditures by Cost Type..... 11
- Effective F&A Rates..... 11
- Expenditures by Category..... 12

Awards

- Awards by Sponsor Type..... 13
- Awards by PI Home Unit..... 16

Proposals

- Funding Requests by Sponsor Type..... 19
- Funding Requests by PI Home Unit..... 21

Affiliated Centers or Institutes

- Awards and Funding Requests..... 24

ECUP/BSOM Contracts

- Contracts by Category..... 25

Interpreting the Data

There are three traditional ways of reporting an institution's sponsored program activity: award expenditures, awards received, and proposals submitted. The following explanations of these data types will assist in correct interpretation of this annual report.

Expenditures

Expenditure reports provide the most accurate measure of sponsored activity. Actual expenditures during a defined time period (fiscal year) provide a consistent basis on which to compare sponsored program activity over a period of years, between University units, and with other universities. Expenditures are reported by fiscal year, regardless of the starting and ending dates of the awards. Expenditures rarely equal awards in a sponsored programs portfolio. In some cases, the University does not expend all the funds committed for each award. Fee for service agreements, especially clinical trials when enrollment targets are not met, can have expenditures well below award amount. Thus, expenditure data is the most reliable for trend analysis and internal and external

The Office of Research Administration oversees the financial management of grants and contracts in the Banner financial system and provides the annual expenditure data.

Awards

The award amount is the sponsor's funding obligation to the University; the University may spend less than or up to that amount during the award period but may not spend more. Awards reported in a fiscal year period include new funds for a new project, supplemental funds for an existing project, additional funds for a project extension, and annual incremental funding received for a multi-year project. Because award reports include both single-year and multi-year award totals, they are not a reliable predictor of expenditures for the coming year. Although not the most accurate means of quantifying sponsored project activity, awards are often used by external entities as the proxy for expenditures when reporting on the sponsored projects portfolio and when comparing institutions.

The Office of Research Administration receives awards on behalf of the University and captures award data in the ElecTronic Research Administration & Compliance System (eTRACS) database.

Proposals

Proposal data reports include all new funds requested, whether for a single year or a multi-year project, during the fiscal year. The request may be in a new proposal for a new project period, in a new proposal for repeat of a previously funded project, in a supplemental funding request for the same project period, or in an additional funding request for a project extension. Because the request for funds may occur in an earlier year than receipt of award, calculating proposal success rates by comparing proposals and awards and using proposal data is not

The Office of Research Administration approves all proposals for submission on behalf of the University and captures proposal data in the ElecTronic Research Administration & Compliance System (eTRACS) database.

Five Year Summary of Sponsored Program Activity
(Thousands of Dollars)

Sponsored Program Expenditures					
	FY 16-17	FY 17-18	FY 18-19	FY 19-20	FY 20-21
Total	\$38,385	\$41,532	\$46,603	\$51,037	\$57,029

Sponsored Awards										
	FY 16-17		FY 17-18		FY 18-19		FY 19-20		FY 20-21	
	Awards	Amount	Awards	Amount	Awards	Amount	Awards	Amount	Awards	Amount
Total	406	\$45,461	376	\$37,810	487	\$70,276	405	\$57,684	454	\$75,169

Proposals										
	FY 16-17		FY 17-18		FY 18-19		FY 19-20		FY 20-21	
	Proposals	Requested	Proposals	Requested	Proposals	Requested	Proposals	Requested	Proposals	Requested
Total	669	\$232,705	669	\$228,406	793	\$264,592	723	\$293,187	699	\$296,794

ECU Physicians

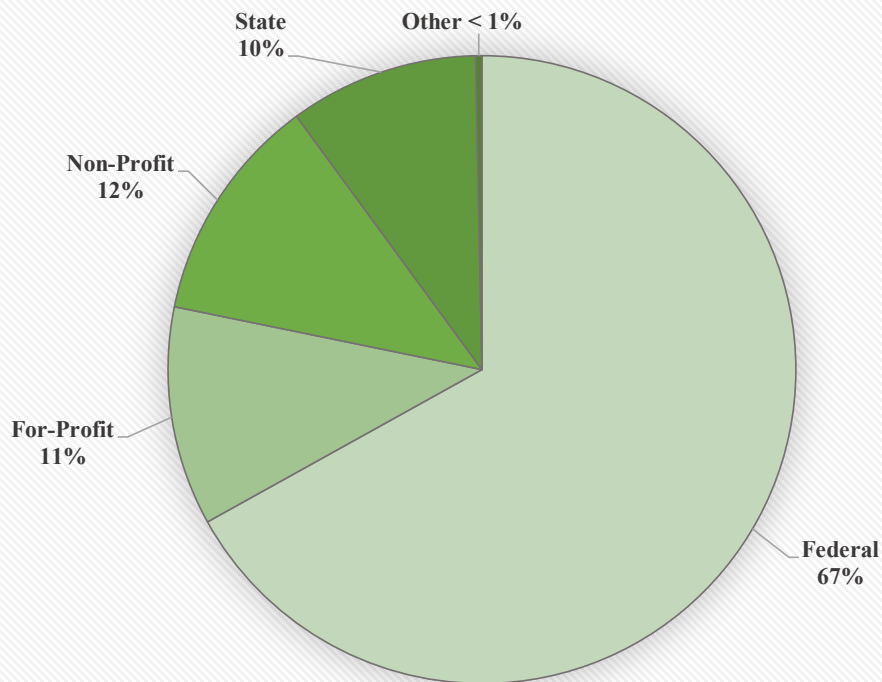
Brody Service Contracts					
	FY 16-17	FY 17-18	FY 18-19	FY 19-20	FY 20-21
Total	\$53,520	\$56,978	\$56,947	\$51,065	\$50,467

Expenditures by Sponsor Type

(Thousands of Dollars)

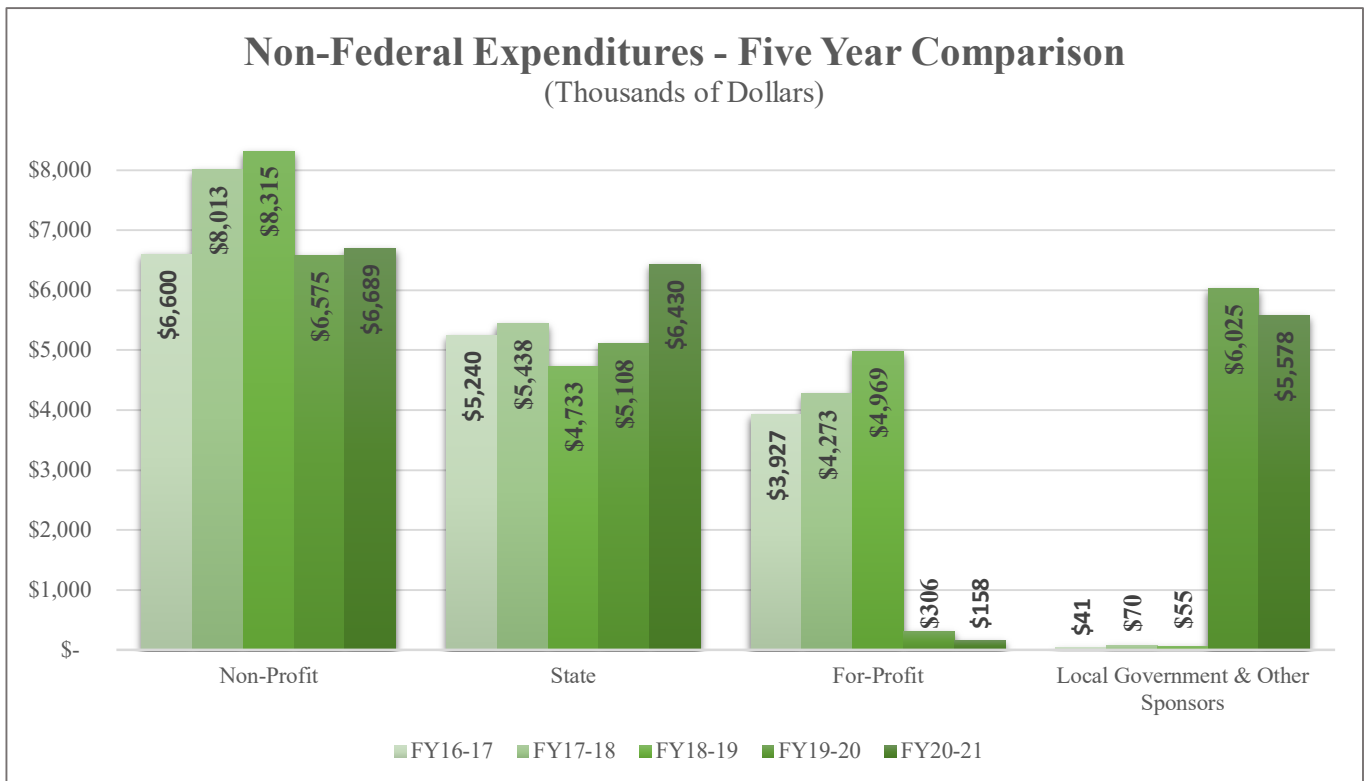
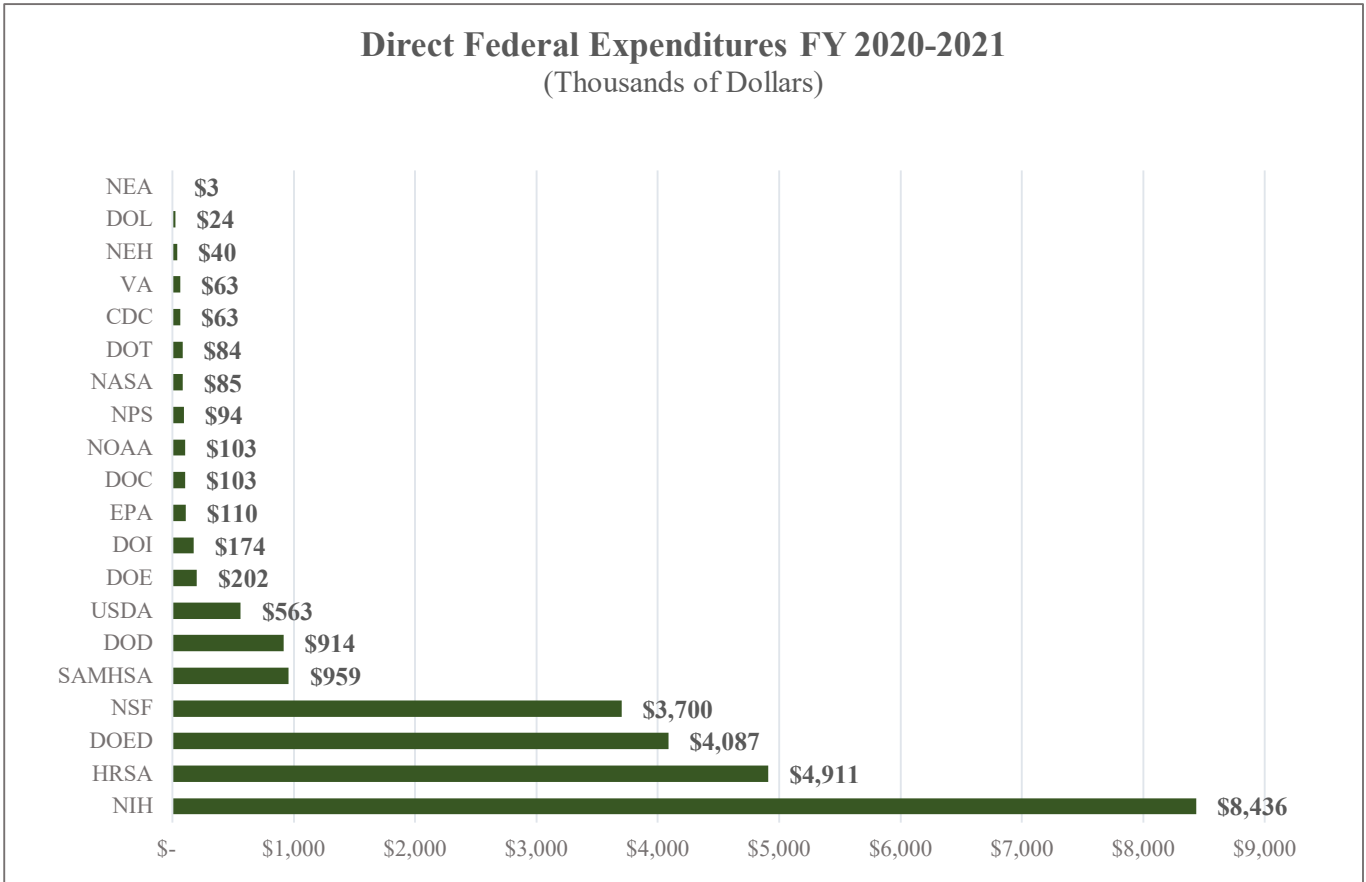
Sponsor Type	FY 16-17 Amount	FY 17-18 Amount	FY 18-19 Amount	FY 19-20 Amount	FY 20-21 Amount
Federal & Federal Pass Through	\$22,577	\$23,737	\$28,530	\$33,024	\$38,174
Non-Profit	\$6,600	\$8,013	\$8,314	\$6,575	\$6,689
Other	\$16	\$0	\$1	\$5,965	\$5,552
State	\$5,240	\$5,438	\$4,733	\$5,108	\$6,430
For-Profit	\$3,927	\$4,273	\$4,969	\$306	\$158
Local Government	\$25	\$70	\$54	\$60	\$26
Total	\$38,385	\$41,531	\$46,602	\$51,037	\$57,029

FY20-21 Expenditures - Percent by Sponsor Type



Expenditures by Direct Sponsor Type

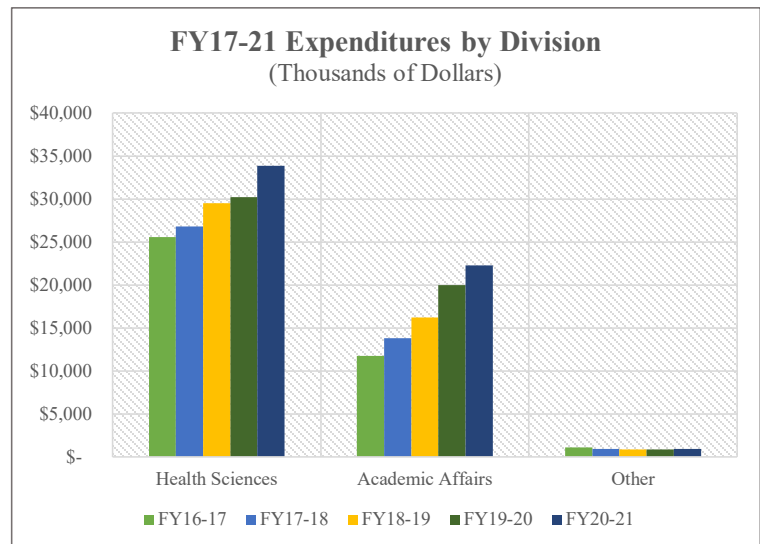
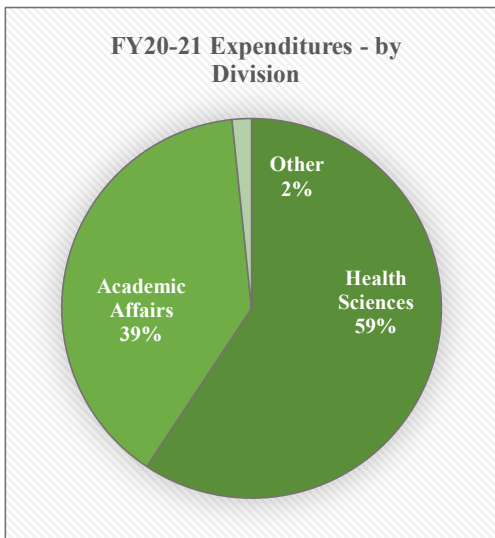
(Thousands of Dollars)



Expenditures by Unit

(Thousands of Dollars)

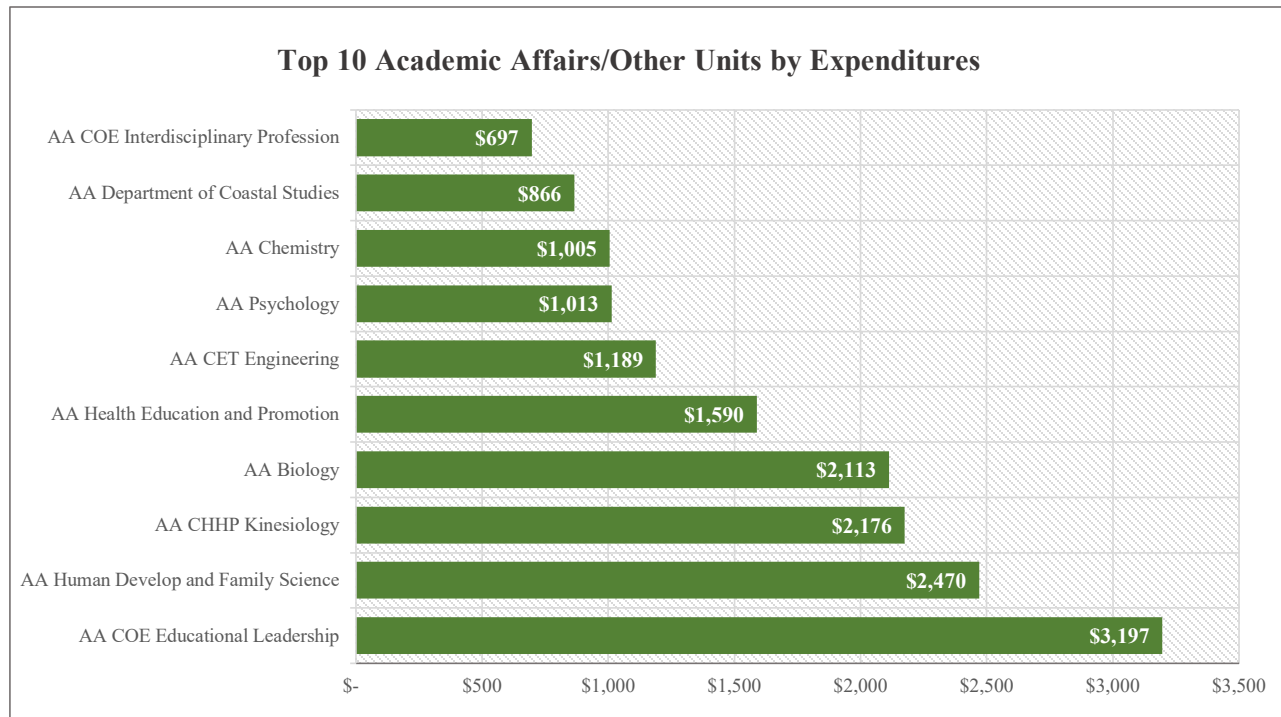
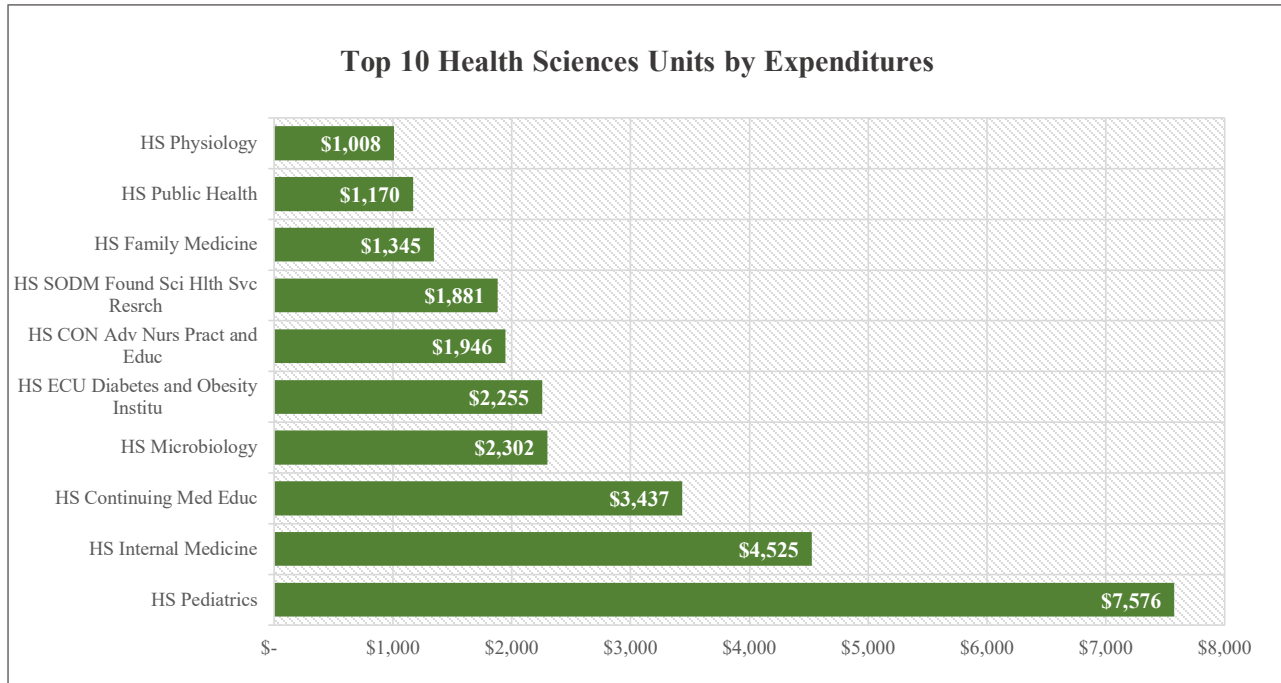
Unit	FY16-17 Amount	FY17-18 Amount	FY18-19 Amount	FY19-20 Amount	FY20-21 Amount
Health Sciences (HS)					
Brody School of Medicine (BSOM)	\$19,693	\$22,370	\$24,986	\$24,620	\$25,324
College of Allied Health Sciences (CAHS)	\$841	\$526	\$538	\$1,209	\$1,522
School of Dental Medicine (SODM)	\$841	\$751	\$1,140	\$1,131	\$2,362
College of Nursing (CON)	\$3,065	\$1,834	\$1,545	\$1,692	\$1,946
HS Other	\$1,131	\$1,325	\$1,306	\$1,538	\$2,672
Subtotal	\$25,572	\$26,805	\$29,515	\$30,190	\$33,826
Academic Affairs (AA)					
Thomas Harriot College of Arts & Sciences (THCAS)	\$2,865	\$4,273	\$4,767	\$6,231	\$6,125
College of Business (COB)	\$6	<1	\$38	\$95	\$165
College of Education (COE)	\$2,170	\$1,958	\$2,714	\$4,472	\$5,239
College of Engineering and Technology (CET)	\$737	\$745	\$1,287	\$1,706	\$2,475
College of Fine Arts and Communications (CFAC)	\$36	\$20	\$35	\$18	\$19
College of Health and Human Performance (CHHP)	\$3,584	\$4,906	\$5,560	\$5,975	\$6,386
Integrated Coastal Programs (ICP)*					\$1,074
AA Other	\$2,342	\$1,906	\$1,829	\$1,510	\$780
Subtotal	\$11,739	\$13,808	\$16,231	\$20,006	\$22,263
Other					
Division of Research, Econ Dev, & Engagement (REDE)	\$691	\$726	\$684	\$748	\$852
Other	\$384	\$192	\$173	\$94	\$88
Subtotal	\$1,075	\$918	\$857	\$842	\$940
Total	\$38,385	\$41,532	\$46,603	\$51,037	\$57,029



*In previous years ICP and other Coastal Studies units and Institutes were counted in the "AA Other" category.

2020-21 Expenditures by Unit

(Thousands of Dollars)



2020-2021 Expenditures by Unit
(Thousands of Dollars)

Health Sciences

Unit	Projects	Amount
------	----------	--------

Brody School of Medicine		
Academic Affairs	5	\$44
Anatomy	11	\$636
Biochemistry	10	\$766
Bioethics and Interdisc Studies	1	\$33
Center for Health Disparities	5	\$118
Continuing Med Educ	1	\$3,437
East Carolina Heart Institute	25	\$282
ECU Physicians	2	\$54
Emergency Medicine	6	\$40
Family Medicine	15	\$1,345
Internal Medicine	144	\$4,525
Microbiology	19	\$2,302
Obstetrics and Gynecology	2	\$398
Pathology	4	\$6
Pediatrics	95	\$7,576
Pharmacology	14	\$865
Physiology	17	\$1,008
Psychiatric Medicine	3	\$311
Public Health	17	\$1,170
Surgery	13	\$407

College of Allied Health Sciences

College of Allied Health Sciences	1	\$30
Communication Science & Disorders	7	\$382
Health Services and Information Management	2	\$145
Nutrition Science	2	\$275
Occupational Therapy	4	\$112
Physical Therapy	3	\$154
Phys Assist Studies	3	\$186
Rehabilitation Studies	5	\$239

School of Dental Medicine

School of Dental Medicine	2	\$491
Foundation Sciences	13	\$1,881
General Dentistry Division	1	\$1
Research Innovation & Discovery	1	-\$10

College of Nursing

Advanced Nursing Practice and Education	28	\$1,946
---	----	---------

Health Sciences Other

Agromedicine	12	\$200
ECU Diabetes and Obesity Institute	16	\$2,255
Laupus Library	3	\$152
Vice Chancellor Administration	1	\$64

Academic Affairs

Unit	Projects	Amount
------	----------	--------

Thomas Harriot College of Arts & Sciences

Biology	58	\$2,113
Chemistry	14	\$1,005
Criminal Justice	2	\$34
Economics	6	\$233
English	5	\$25
Geography	11	\$481
Geology	12	\$234
Math	1	\$9
Philosophy	1	\$92
History	7	\$155
Physics	8	\$465
Political Science	6	\$95
Psychology	18	\$1,013
Sociology	1	\$170

Academic Affairs Continued

Unit	Projects	Amount
------	----------	--------

College of Business

College of Business	3	\$80
School of Entrepreneurship	2	\$85

College of Education

College of Education	5	\$253
Educational Leadership	5	\$3,197
Interdisciplinary Professions	2	\$697
Math, Science, and Instructional Technology	6	\$403
Rural Education Institute	1	\$3
Special Education, Foundation and Research	7	\$687

College of Engineering & Technology

College of Engineering & Technology	4	\$192
Center for Sustainability	5	\$189
Computer Science	4	\$274
Construction Mangement	6	\$209
Engineering	18	\$1,189
Technology Systems	10	\$422

College of Fine Arts & Communications

College of Fine Arts and Communication	2	\$9
School of Music	4	\$10

College of Health & Human Performance

Health Education and Promotion	45	\$1,590
Human Develop and Family Science	9	\$2,470
Kinesiology	19	\$2,176
Recreation and Leisure Studies	7	\$26
Social Work	2	\$125

Integrated Coastal Studies

Department of Coastal Studies	28	\$866
Coastal Studies Institute	10	\$207

Academic Affairs Other

Continuing Studies	1	\$258
Graduate School	2	\$42
Inst Plan Assessment and Research	1	-\$4
Joyner Library	5	\$40
OETAS	8	\$336
Office of Global Affairs	3	\$71
Vice Provost for Academic Success	1	\$37

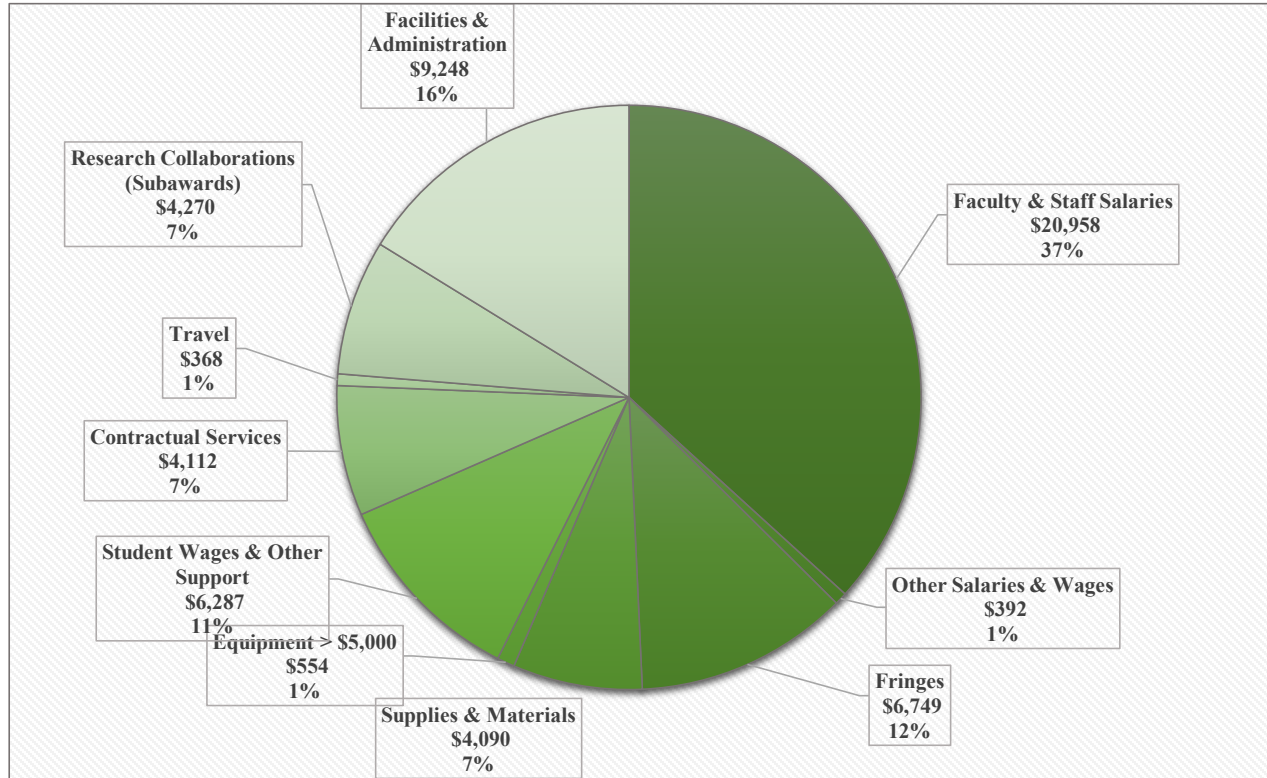
Other

Unit	Projects	Amount
------	----------	--------

REDE - Community Engagement & Research	6	\$390
REDE - Innovation and New Ventures	2	\$89
REDE - Small Business & Technology Dev Center	6	\$373
SA - Student Affairs	2	\$87
SA - Student Leadership & Service Learning	1	\$1

2020-2021 Expenditures by Cost Type

(Thousands of Dollars)



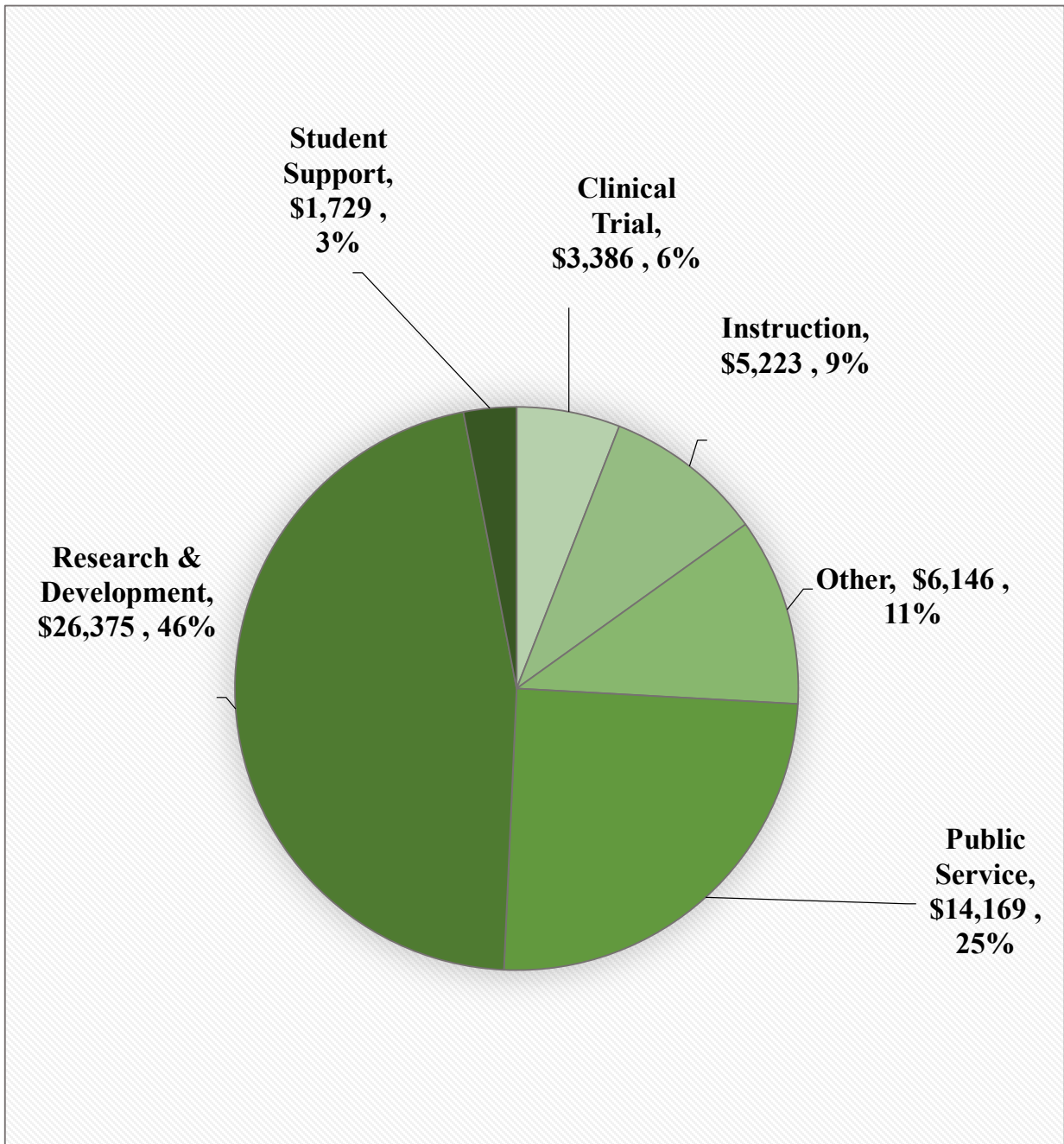
Effective F&A Rates

(Thousands of Dollars)

	FY16-17 Effective Rate on TDC	FY17-18 Effective Rate on TDC	FY18-19 Effective Rate on TDC	FY19-20 Effective Rate on TDC	FY20-21 Effective Rate on TDC	FY 20-21 F&A	FY 20-21 Total Direct Costs
Health Sciences							
BSOM	17.70%	19.18%	19.60%	18.20%	20.50%	\$4,308	\$21,016
CAHS	23.24%	17.43%	20.90%	27.78%	23.63%	\$291	\$1,231
CON	7.83%	5.95%	5.06%	5.57%	5.31%	\$98	\$1,848
SODM	3.57%	4.03%	11.23%	4.30%	4.41%	\$100	\$2,263
HS OTHER	26.21%	32.80%	28.18%	31.24%	32.95%	\$662	\$2,010
Academic Affairs							
CET	10.09%	17.19%	20.60%	15.72%	23.08%	\$464	\$2,011
COB	0.00%	0.00%	12.80%	46.50%	11.97%	\$18	\$147
COE	5.78%	8.84%	11.21%	9.88%	10.71%	\$507	\$4,732
CFAC	2.90%	0.84%	21.53%	0.00%	4.68%	\$1	\$19
CHHP	18.48%	18.36%	19.67%	20.03%	17.54%	\$953	\$5,433
THCAS	22.92%	28.74%	33.43%	29.71%	31.25%	\$1,459	\$4,666
AA/OTHER	14.62%	18.58%	14.48%	20.05%	12.38%	\$96	\$772
Other							
REDE	1.13%	1.02%	9.41%	5.65%	3.92%	\$32	\$820
TOTAL	15.82%	18.47%	19.45%	18.45%	19.36%	\$9,248	\$47,781

2020-2021 Expenditures by CHESS Code Category

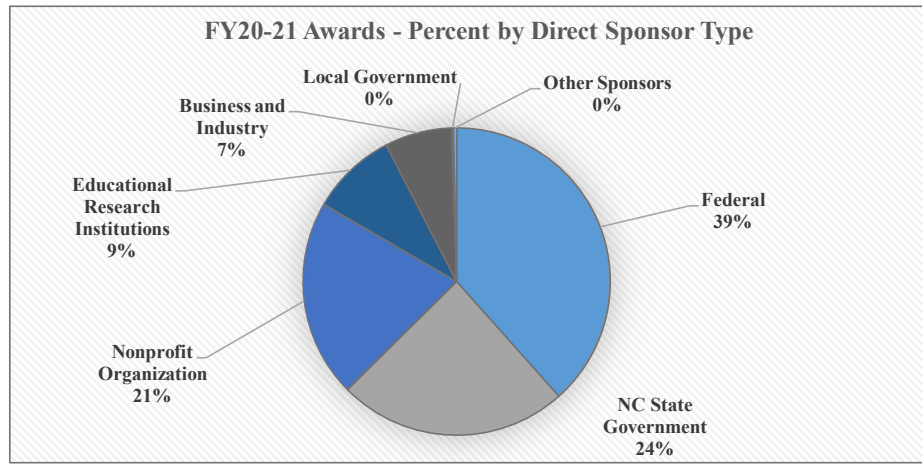
(Thousands of Dollars)



Awards by Direct Sponsor Type

(Thousands of Dollars)

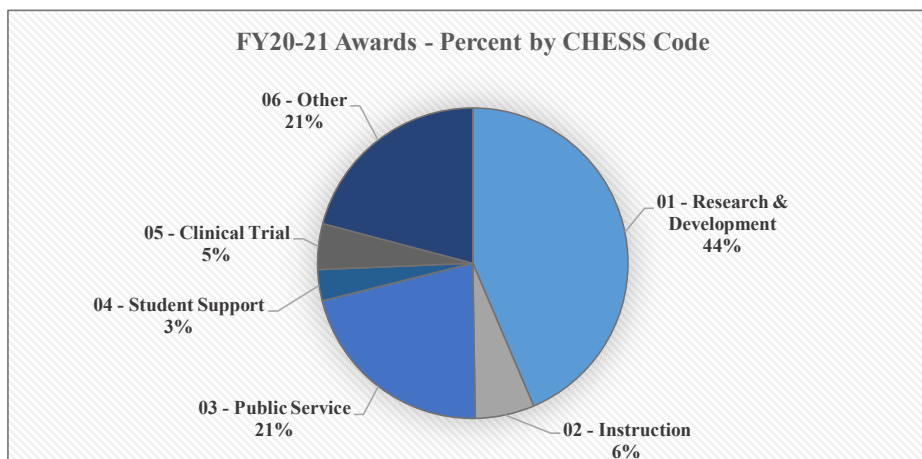
Direct Sponsor Type	FY16-17 Amount	FY17-18 Amount	FY18-19 Amount	FY19-20 Amount	FY20-21 Amount
Federal	\$23,113	\$12,718	\$28,242	\$31,038	\$28,878
NC State Government	\$4,570	\$3,520	\$17,340	\$10,390	\$18,166
Nonprofit Organization	\$4,746	\$4,369	\$11,761	\$4,935	\$15,640
Educational Research Institutions	\$7,931	\$10,057	\$8,125	\$7,462	\$6,786
Business and Industry	\$4,031	\$6,693	\$4,621	\$3,385	\$5,314
Local Government	\$763	\$328	\$114	\$428	\$132
Other Sponsors	\$307	\$125	\$72	\$47	\$254
Total	\$45,461	\$37,810	\$70,276	\$57,684	\$75,169



Awards by CHES Code

(Thousands of Dollars)

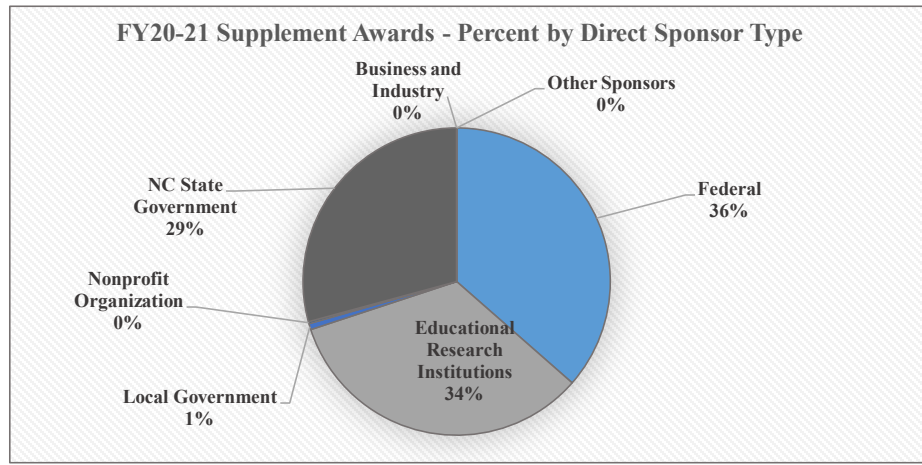
Direct Sponsor Type	FY16-17 Amount	FY17-18 Amount	FY18-19 Amount	FY19-20 Amount	FY20-21 Amount
01 - Research & Development	\$20,673	\$17,244	\$32,014	\$33,833	\$32,762
02 - Instruction	\$3,677	\$3,422	\$4,318	\$4,450	\$4,635
03 - Public Service	\$8,832	\$7,120	\$17,414	\$7,906	\$16,043
04 - Student Support	\$1,296	\$1,797	\$1,739	\$2,541	\$2,444
05 - Clinical Trial	\$2,255	\$2,917	\$4,172	\$2,557	\$3,586
06 - Other	\$8,728	\$5,309	\$10,618	\$6,397	\$15,701
Total	\$45,461	\$37,810	\$70,276	\$57,684	\$75,169



Supplement Awards by Direct Sponsor Type

(Thousands of Dollars)

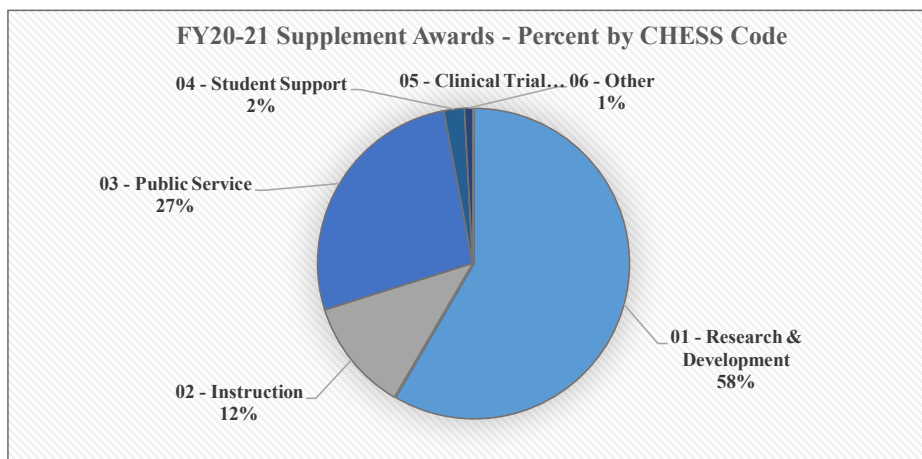
Direct Sponsor Type	FY16-17 Amount	FY17-18 Amount	FY18-19 Amount	FY19-20 Amount	FY20-21 Amount
Federal	\$295	\$381	\$692	\$256	\$171
Educational Research Institutions	\$12	\$109	\$232	\$200	\$157
Local Government	\$0	\$0	\$0	\$74	\$3
Nonprofit Organization	\$247	\$9	\$68	\$73	\$1
NC State Government	\$146	\$18	\$5	\$54	\$137
Business and Industry	\$117	\$26	\$171	\$30	\$0
Other Sponsors	\$12	\$0	\$0	\$0	\$0
Total	\$828	\$544	\$1,168	\$687	\$469



Supplement Awards by CHES Code

(Thousands of Dollars)

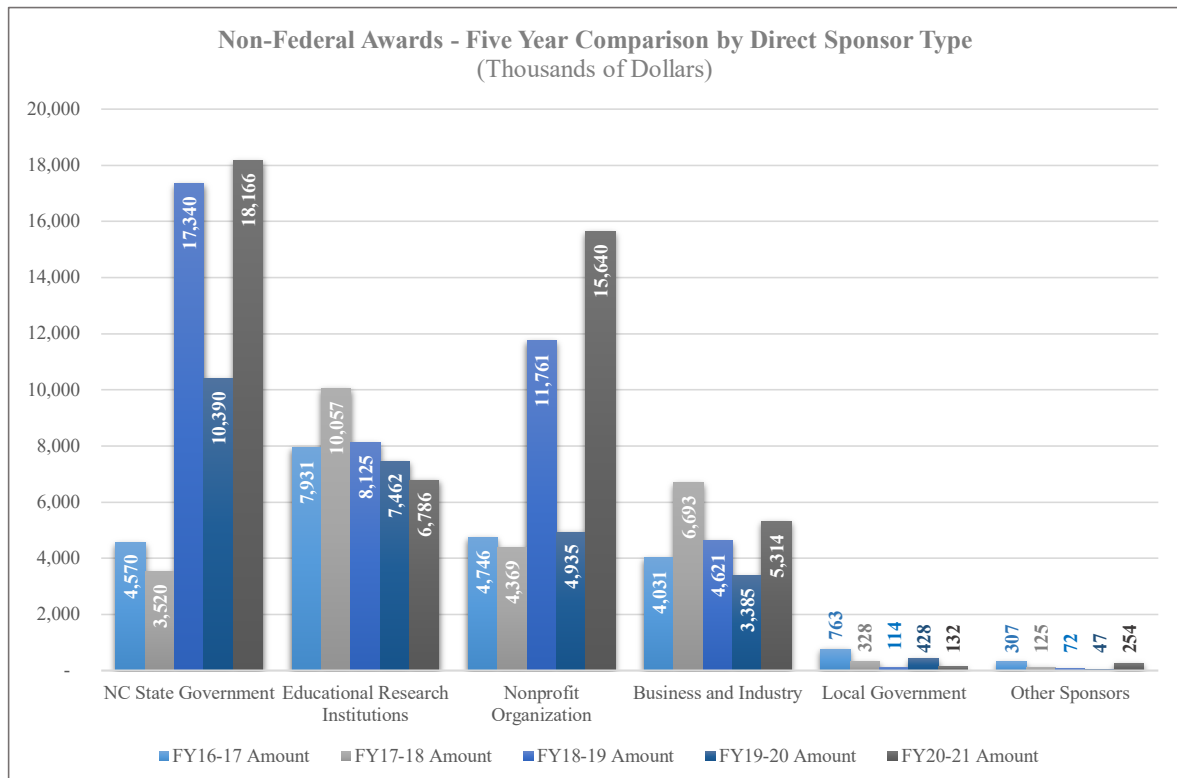
Direct Sponsor Type	FY16-17 Amount	FY17-18 Amount	FY18-19 Amount	FY19-20 Amount	FY20-21 Amount
01 - Research & Development	\$390	\$283	\$468	\$403	\$274
02 - Instruction	\$216	\$0	\$130	\$50	\$55
03 - Public Service	\$155	\$239	\$428	\$52	\$126
04 - Student Support	\$0	\$3	\$0	\$15	\$10
05 - Clinical Trial	\$63	\$1	\$141	\$4	\$0
06 - Other	\$4	\$18	\$0	\$163	\$4
Total	\$828	\$544	\$1,168	\$687	\$469



Awards by Direct Sponsor Type

(Thousands of Dollars)

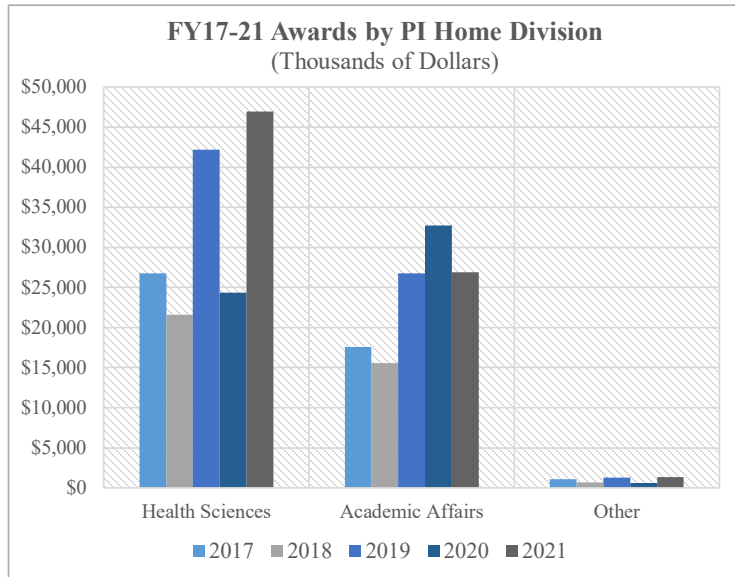
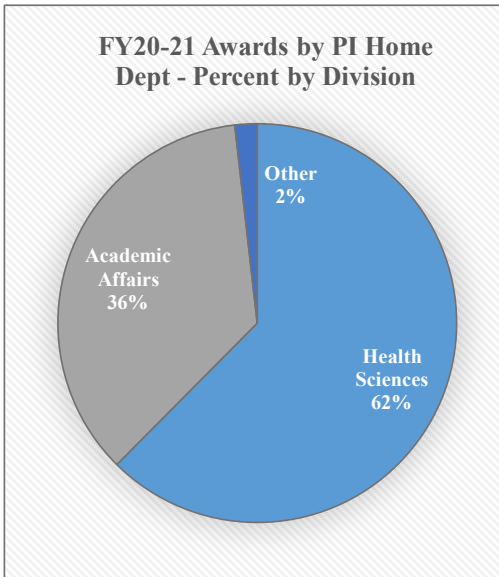
Direct Federal Sponsor	FY 2016-2017	FY 2017-2018	FY 2018-2019	FY 2019-2020	FY 2020-2021
NIH	\$6,771	\$5,176	\$12,150	\$9,911	\$9,830
NSF	\$6,094	\$3,539	\$4,223	\$7,698	\$5,561
DOEd	\$250	\$500	\$2,772	\$620	\$5,515
HRSA	\$4,292	\$1,565	\$6,478	\$4,373	\$5,392
DOE	\$0	\$0	\$0	\$87	\$615
SAMHSA	\$0	\$125	\$226	\$1,101	\$589
DOD	\$153	\$650	\$956	\$1,181	\$439
NASA	\$0	\$0	\$0	\$238	\$228
NEH	\$162	\$276	\$0	\$265	\$225
CDC	\$0	\$0	\$0	\$125	\$125
EPA	\$109	\$427	\$69	\$69	\$90
Other	\$0	\$128	\$46	\$3,687	\$85
USDA	\$0	\$60	\$508	\$592	\$75
NPS	\$39	\$69	\$0	\$100	\$74
DOI	\$311	\$0	\$46	\$223	\$35
DHHS Other	\$3,668	\$0	\$29	\$545	\$0
NOAA	\$147	\$0	\$0	\$160	\$0
VA	\$0	\$8	\$0	\$63	\$0
DOT	\$250	\$196	\$0	\$0	\$0
DOC	\$498	\$0	\$0	\$0	\$0
CNCS	\$371	\$0	\$741	\$0	\$0
IMLS	\$0	\$0	\$0	\$0	\$0
Total	\$23,113	\$12,718	\$28,242	\$31,038	\$28,878



Awards by Principal Investigator Home Unit

(Thousands of Dollars)

Unit	FY16-17 Amount	FY17-18 Amount	FY18-19 Amount	FY19-20 Amount	FY20-21 Amount
Health Sciences (HS)					
Brody School of Medicine (BSOM)	\$19,307	\$16,318	\$30,982	\$18,515	\$31,591
College of Allied Health Sciences (CAHS)	520	835	1,922	775	2,311
College of Nursing (CON)	1,929	787	2,524	1,699	1,835
School of Dental Medicine (SODM)	1,410	100	2,836	2,090	1,535
HS Other	3,616	3,582	3,945	1,250	9,664
Subtotal	\$25,372	\$21,522	\$39,372	\$22,239	\$46,937
Academic Affairs (AA)					
Thomas Harriot College of Arts & Sciences (THCAS)	7,132	4,784	8,339	8,724	8,146
College of Health and Human Performance (CHHP)	3,508	5,552	9,389	8,969	7,665
College of Education (COE)	2,719	2,426	7,105	5,716	3,892
College of Engineering and Technology (CET)	2,838	830	1,470	6,641	3,816
Integrated Coastal Programs (ICP)*					1,756
College of Business (COB)	6	0	100	121	224
College of Fine Arts and Communications (CFAC)	35	32	24	17	24
AA Other	1,358	1,919	369	2,555	1,352
Subtotal	\$17,597	\$15,543	\$26,796	\$32,742	\$26,876
Other					
Division of Research, Econ Dev, & Engagement (REDE)	935	449	1,126	516	1,253
Other	148	196	146	98	104
Subtotal	\$1,083	\$645	\$1,272	\$614	\$1,356
Total	\$44,052	\$37,710	\$67,440	\$55,594	\$75,169

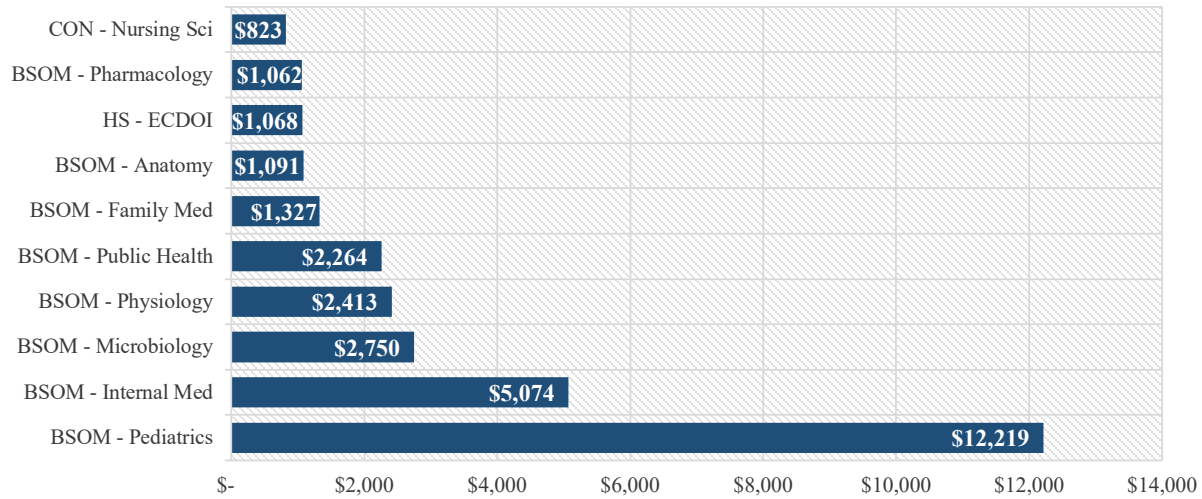


*In previous years ICP and other Coastal Studies units and Institutes were counted in the "AA Other" category.

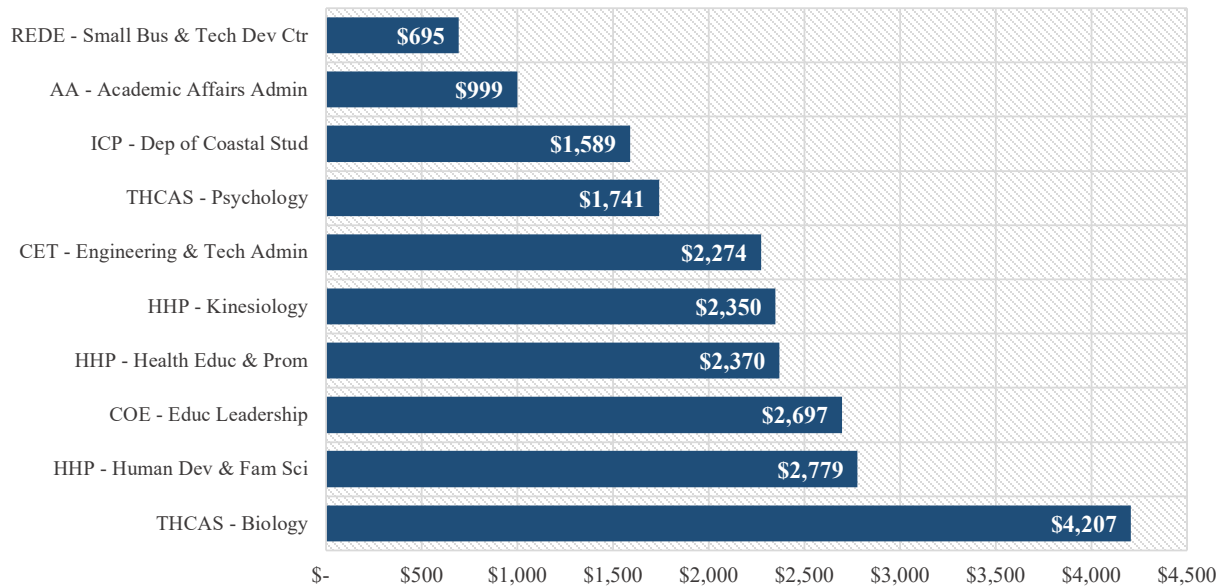
2020-2021 Awards by Principal Investigator Home Unit

(Thousands of Dollars)

Top 10 Health Sciences Units by Total Award Amount (Thousands of Dollars)



Top 10 Academic Affair/Other Units by Total Award Amount



2020-2021 Awards by Principal Investigator Home Unit

(Thousands of Dollars)

Health Sciences

Unit	Actions	Amount
------	---------	--------

Brody School of Medicine		
Academic Affairs	2	\$20
Anatomy and Cell Biology	7	\$1,091
Biochemistry	3	\$544
Cardiovascular Sciences	8	\$817
Dean's Office	2	\$38
ECU Physicians Administration	1	\$50
Emergency Medicine	3	\$42
Family Medicine	6	\$1,327
Health Disparities	1	\$242
Internal Medicine	57	\$5,074
Microbiology	9	\$2,750
Obstetrics and Gynecology	1	\$406
Pediatrics	43	\$12,219
Pharmacology	7	\$1,062
Physiology	11	\$2,413
Psychiatry and Behavioral Medicine	4	\$469
Public Health	12	\$2,264
Research and Graduate Studies	1	\$95
Surgery	5	\$668

Allied Health Sciences		
Communication Sciences & Disorders	3	\$519
Dean's Office	2	\$60
Health Services and Info Mgmt	2	\$21
Nutrition	4	\$476
Phys Assist Studies	2	\$600
Phys Therapy	1	\$15
Rehabilitation Studies	3	\$620

School of Dental Medicine		
Foundation Sciences	3	\$822
General Dentistry	1	\$19
Ortho and Pedo	2	\$694

College of Nursing		
Advanced Nursing Practice and Education	5	\$743
Baccalaureate Education	2	\$20
Dean's Office	4	\$249
Nursing Science	3	\$823

Health Sciences & Other		
Agromedicine Institute	5	\$463
East Carolina Diabetes and Obesity Institute	4	\$1,068
Health Sciences Admin & Finance	2	\$7,840
Laupus Library	4	\$233
Vice Chancellor Administration	1	\$60

Academic Affairs

Unit	Actions	Amount
------	---------	--------

Thomas Harriot College of Arts and Sciences		
Anthropology	3	\$138
Biology	30	\$4,207
Chemistry	2	\$444
Criminal Justice	1	\$28
Economics	2	\$221
English	2	\$94
Geology	3	\$491
Geography and Planning	5	\$221
History	2	\$78
Physics	8	\$446
Political Science	3	\$36
Psychology	8	\$1,741

Academic Affairs

Unit	Actions	Amount
------	---------	--------

College of Business		
Marketing and Supply Chain Mgmt	1	\$50
School of Entrepreneurship	1	\$149
School of Hospitality Leadership	1	\$25

College of Education		
Dean's Office	3	\$428
Educational Leadership	1	\$2,697
Math, Science, and Instructional Technology	1	\$91
Special Education, Foundations & Research	4	\$676

College of Engineering & Technology		
Computer Science	2	\$458
Construction Management	5	\$374
Dean's Office	5	\$2,274
Engineering	6	\$514
Technology Systems	11	\$196

College of Fine Arts & Communications		
Dean's Office	2	\$9
School of Music	3	\$15

College of Health & Human Performance		
Health Education and Promotion	31	\$2,370
Human Development and Family Science	5	\$2,779
Kinesiology	9	\$2,350
Recreation and Leisure Studies	2	\$20
Social Work	4	\$147

Integrated Coastal Programs		
Coastal Studies Institute	1	\$124
Department of Coastal Studies	22	\$1,589
Integrated Coastal Programs	2	\$43

Academic Affairs Other		
Joyner Library	3	\$35
Graduate School	1	\$46
Office of Global Affairs	3	\$120
Vice Provost for Academic Success	2	\$151
Academic Affairs Administration	1	\$999

Other

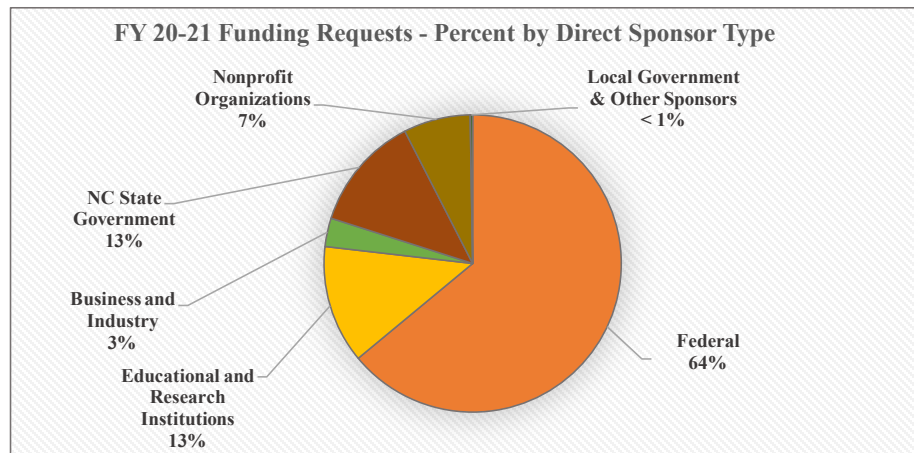
Unit	Actions	Amount
------	---------	--------

REDE - Community Engagement and Research	7	\$455
REDE - Innovation and New Ventures	1	\$100
REDE - Small Business and Technology Dev	3	\$695
REDE - Vice Chancellors Office	1	\$3
SA - Student Involvement & Leadership	2	\$16
SA - Dean of Students	3	\$88

Funding Requests by Direct Sponsor Type

(Thousands of Dollars)

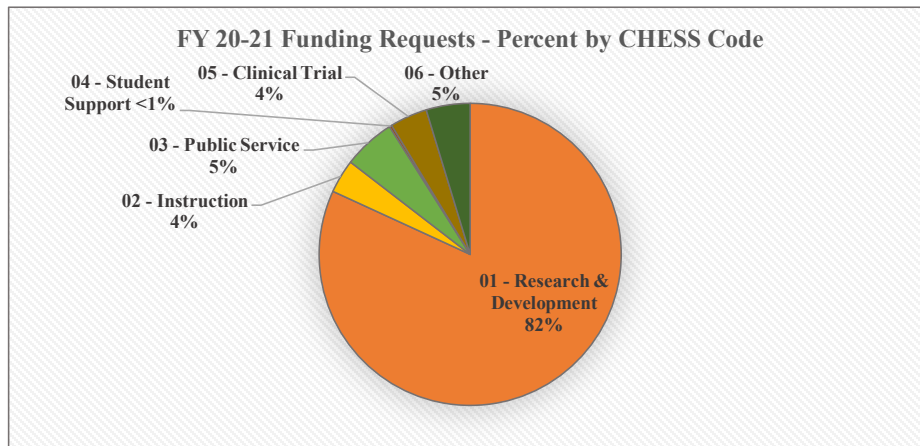
Direct Sponsor Type	FY16-17 Requests	FY17-18 Requests	FY18-19 Requests	FY19-20 Requests	FY20-21 Requests
Federal	\$169,441	\$169,081	\$184,253	\$220,515	\$189,913
Educational and Research Institutions	\$22,087	\$24,451	\$38,442	\$23,956	\$38,103
Nonprofit Organization	\$18,725	\$10,470	\$16,053	\$20,769	\$37,205
NC State Government	\$12,478	\$17,492	\$17,168	\$22,928	\$21,577
Business and Industry	\$7,219	\$6,241	\$8,190	\$4,470	\$9,198
Other Sponsors	\$155	\$12	\$90	\$363	\$726
Local Government	\$2,600	\$660	\$396	\$186	\$73
Total	\$232,705	\$228,406	\$264,592	\$293,187	\$296,794



Awards by CHES Code

(Thousands of Dollars)

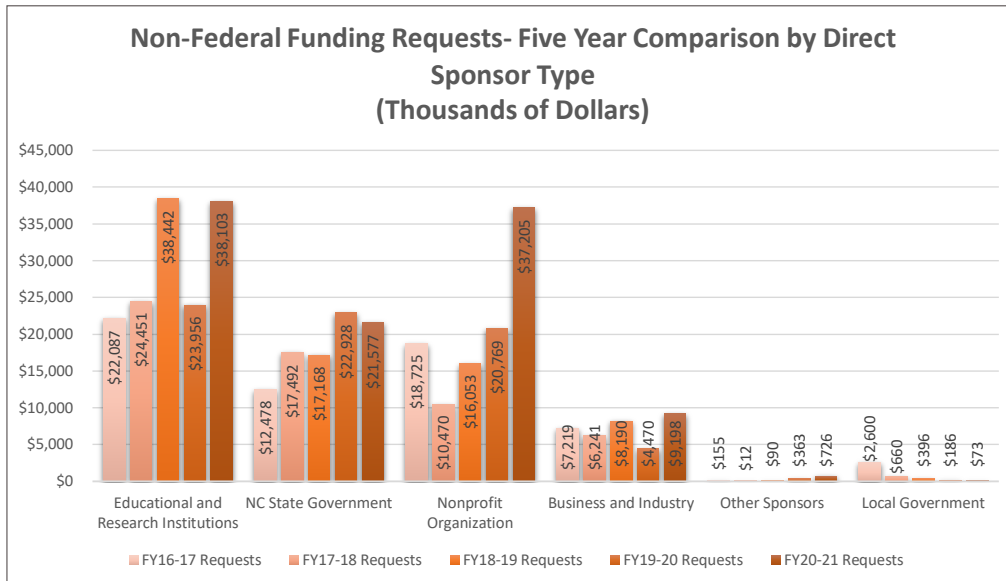
Direct Sponsor Type	FY16-17 Amount	FY17-18 Amount	FY18-19 Amount	FY19-20 Amount	FY20-21 Amount
01 - Research & Development	\$173,525	\$178,514	\$226,624	\$225,674	\$242,933
02 - Instruction	\$16,972	\$13,067	\$5,706	\$10,086	\$10,692
03 - Public Service	\$17,239	\$17,919	\$15,289	\$19,721	\$16,554
04 - Student Support	\$8,061	\$1,170	\$1,690	\$11,660	\$786
05 - Clinical Trial	\$3,815	\$12,796	\$7,621	\$14,207	\$11,874
06 - Other	\$13,094	\$4,939	\$7,663	\$11,839	\$13,955
Total	\$232,705	\$228,406	\$264,592	\$293,187	\$296,794



Funding Requests by Direct Sponsor Type

(Thousands of Dollars)

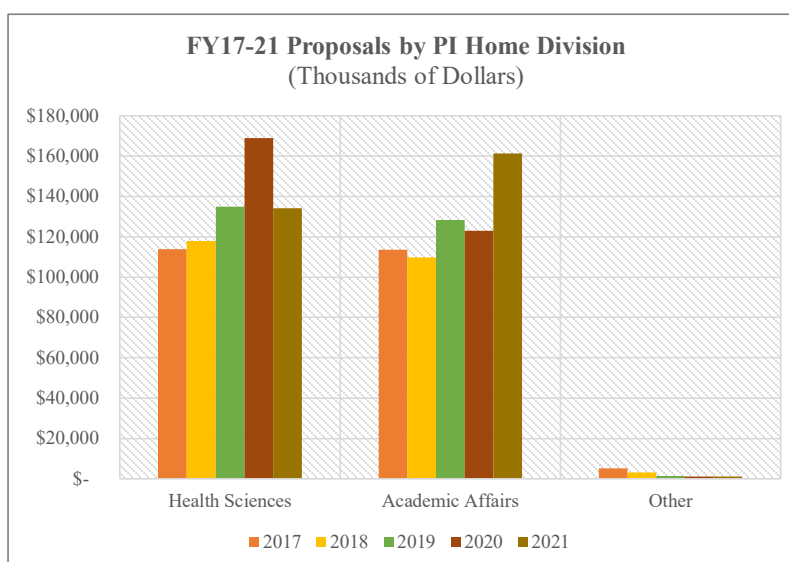
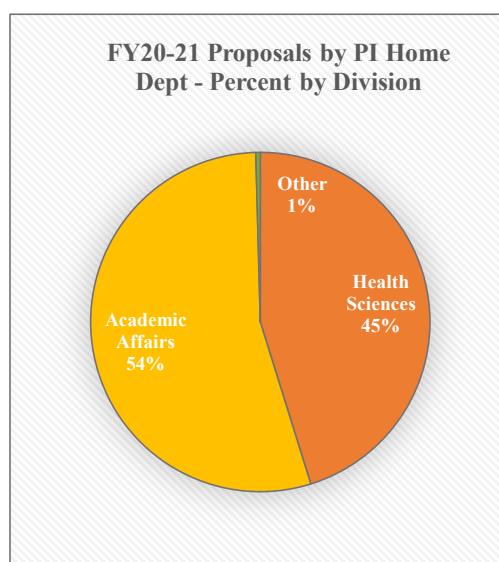
Direct Federal Sponsor	FY 2016-2017	FY 2017-2018	FY 2018-2019	FY 2019-2020	FY 2020-2021
NIH	\$87,153	\$95,651	\$82,307	\$116,300	\$87,052
NSF	\$42,759	\$32,490	\$52,780	\$51,034	\$59,466
DOEd	\$19,176	\$24,003	\$12,838	\$8,743	\$14,318
HRSA	\$7,935	\$4,804	\$12,787	\$11,473	\$10,699
USDA	\$586	\$2,489	\$2,967	\$9,504	\$5,761
DOE	\$0	\$153	\$2,900	\$2,535	\$3,827
NOAA	\$786	\$1,241	\$1,755	\$655	\$1,914
DOJ	\$1,007	\$1,322	\$1,168	\$923	\$1,442
DOD	\$3,596	\$2,977	\$5,873	\$4,563	\$1,178
NASA	\$0	\$0	\$107	\$727	\$1,037
DHHS	\$3,604	\$847	\$896	\$253	\$900
DOC	\$498	\$987	\$0	\$0	\$749
Other	\$27	\$0	\$1,255	\$1,937	\$393
AHRQ	\$200	\$0	\$0	\$1,239	\$300
IMLS	\$0	\$0	\$100	\$205	\$253
CDC	\$0	\$0	\$0	\$145	\$248
NEH	\$744	\$490	\$623	\$640	\$150
NPS	\$69	\$200	\$283	\$115	\$77
DOL	\$0	\$0	\$0	\$982	\$75
EPA	\$444	\$237	\$66	\$2,198	\$48
DOI	\$200	\$0	\$10	\$361	\$25
SAMHSA	\$125	\$303	\$5,483	\$5,135	\$0
DOS	\$0	\$0	\$0	\$501	\$0
VA	\$0	\$0	\$0	\$309	\$0
NEA	\$29	\$229	\$0	\$40	\$0
ACF	\$0	\$0	\$0	\$0	\$0
CMS	\$0	\$0	\$0	\$0	\$0
CNCS	\$0	\$274	\$0	\$0	\$0
NHTSA	\$250	\$0	\$0	\$0	\$0
NIST	\$29	\$0	\$54	\$0	\$0
NRC	\$0	\$384	\$0	\$0	\$0
SBA	\$0	\$0	\$0	\$0	\$0
USAID	\$225	\$0	\$0	\$0	\$0
Total	\$169,441	\$169,081	\$184,253	\$220,515	\$189,913



Funding Requests by Principal Investigator Home Unit

(Thousands of Dollars)

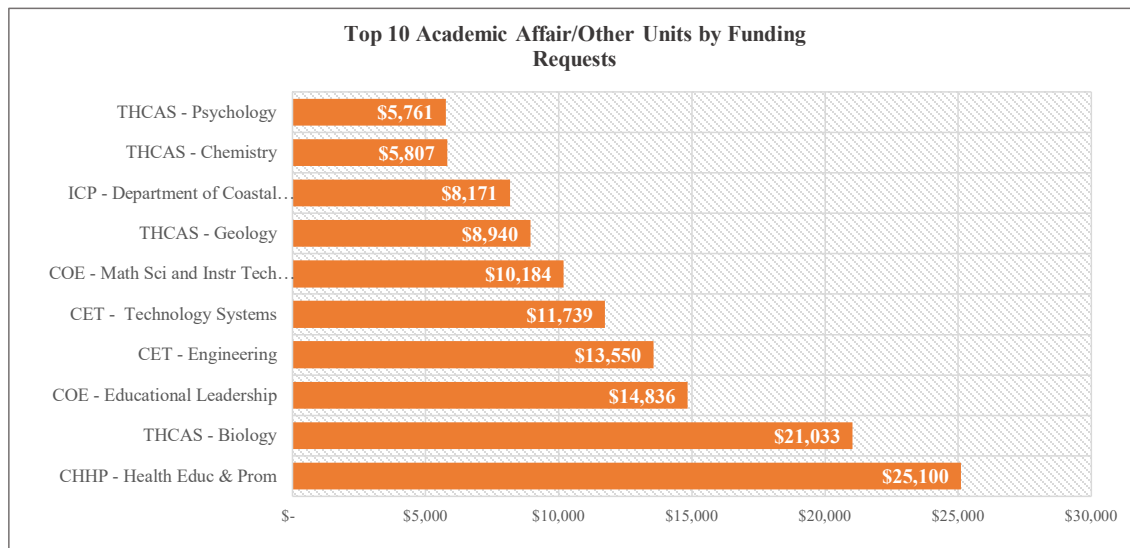
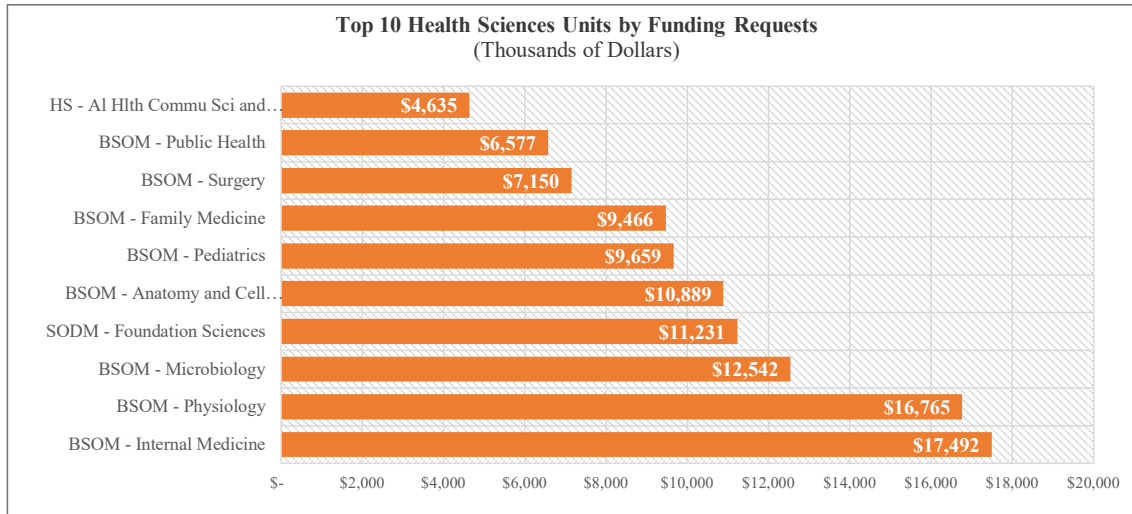
Unit	FY16-17 Requests	FY17-18 Requests	FY18-19 Requests	FY19-20 Requests	FY20-21 Requests
Health Sciences (HS)					
Brody School of Medicine (BSOM)	\$94,698	\$84,947	\$98,344	\$119,409	\$102,992
College of Allied Health Sciences (CAHS)	\$8,372	\$15,640	\$15,777	\$17,724	\$11,466
School of Dental Medicine (SODM)	\$3,901	\$11,732	\$13,637	\$16,524	\$13,004
College of Nursing (CON)	\$6,383	\$3,661	\$5,888	\$3,322	\$4,570
HS Other	\$601	\$1,995	\$1,199	\$11,939	\$2,082
Subtotal	\$113,956	\$117,975	\$134,844	\$168,919	\$134,115
Academic Affairs (AA)					
Thomas Harriot College of Arts & Sciences (THCAS)	\$45,435	\$31,811	\$53,411	\$50,111	\$52,703
College of Business (COB)	\$108	\$140	\$595	\$1,409	\$1,149
College of Education (COE)	\$29,927	\$27,208	\$23,857	\$20,483	\$31,182
College of Engineering and Technology (CET)	\$13,691	\$15,382	\$19,334	\$14,308	\$30,816
Integrated Coastal Programs (ICP)*					\$10,673
College of Fine Arts and Communications (CFAC)	\$57	\$17	\$37	\$64	\$29
College of Health and Human Performance (CHHP)	\$19,763	\$30,039	\$22,322	\$28,464	\$34,390
AA Other	\$4,546	\$5,107	\$8,673	\$8,159	\$477
Subtotal	\$113,527	\$109,704	\$128,230	\$122,998	\$161,419
Other					
Division of Research, Econ Dev, & Engagement (REDE)	\$3,174	\$1,295	\$1,252	\$857	\$1,092
Other	\$2,049	\$1,890	\$266	\$413	\$168
Subtotal	\$5,223	\$3,185	\$1,518	\$1,270	\$1,260
Total	\$232,705	\$230,864	\$264,592	\$293,187	\$296,794



*In previous years ICP and other Coastal Studies units and Institutes were counted in the "AA Other" category.

2020-2021 Funding Requests by Principal Investigator Home Unit

(Thousands of Dollars)



2020-2021 Funding Requests by Principal Investigator Home Unit

(Thousands of Dollars)

Health Sciences

Unit	Proposals	Amount
Brody School of Medicine		
Anatomy and Cell Biology	16	\$10,889
Biochemistry	7	\$3,233
Cardiovascular Sciences	9	\$819
Emergency Medicine	3	\$188
ECU Physicians Administration	3	\$134
Family Medicine	13	\$9,466
Health Disparities	1	\$2,552
Internal Medicine	65	\$17,492
Microbiology	17	\$12,542
Obstetrics and Gynecology	2	\$407
Pathology	0	\$0
Pediatrics	37	\$9,659
Pharmacology	14	\$2,048
Physiology	32	\$16,765
Psychiatric Medicine	2	\$2,827
Public Health	16	\$6,577
Research and Grad Studies	2	\$245
Surgery	16	\$7,150
College of Allied Health Sciences		
Communication Sciences & Disorders	8	\$4,635
Health Services & Information Management	3	\$321
Nutrition	13	\$1,872
Occupational Therapy	2	\$105
Physical Therapy	10	\$4,533
School of Dental Medicine		
Foundation Sciences	13	\$11,231
General Dentistry	2	\$26
Pediatrics and Orthodontics	1	\$77
Surgical Sciences	6	\$1,671
College of Nursing		
Advanced Nursing Practice and Education	4	\$1,093
Baccalaureate Education	1	\$10
Dean's Office	1	\$54
Nursing Science	12	\$3,413
Health Sciences Other		
Agromedicine Institute	6	\$971
East Carolina Diabetes and Obesity Institute	3	\$916
Laupus Library	4	\$194

Academic Affairs

Unit	Proposals	Amount
Thomas Harriot College of Arts & Sciences		
Anthropology	6	\$4,102
Biology	46	\$21,033
Chemistry	14	\$5,807
Criminal Justice	5	\$1,677
Economics	5	\$1,615
English	7	\$229
Geography and Planning	1	\$84
Geology	9	\$8,940
History	8	\$830
Math	3	\$1,599
Physics	6	\$873
Political Science	4	\$110
Psychology	15	\$5,761
Sociology	1	\$43

Academic Affairs Continued

Unit	Proposals	Amount
College of Business		
Dean's Office	1	\$50
Management Information Systems	1	\$25
School of Entrepreneurship	3	\$1,049
School of Hospitality Leadership	1	\$25
College of Education		
Dean's Office	2	\$1,357
Elementary and Middle Grades Education	3	\$174
Educational Leadership	5	\$14,836
Interdisciplinary Profession	4	\$363
Literacy Studies English Education and History Ed	1	\$10
Math, Science, and Inst Tech	10	\$10,184
Special Ed, Foundations & Res	7	\$4,258
College of Engineering & Technology		
Computer Science	7	\$2,630
Construction Management	10	\$799
Dean's Office	3	\$2,097
Engineering	23	\$13,550
Technology Systems	17	\$11,739
College of Fine Arts & Communications		
Dean's Office	5	\$29
College of Health & Human Performance		
Health Education and Promotion	35	\$25,100
Human Development and Family Science	7	\$4,967
Kinesiology	11	\$3,952
Recreation and Leisure Studies	6	\$160
Social Work	5	\$212
Integrated Coastal Programs		
Coastal Studies Institute	2	\$969
Department of Coastal Studies	28	\$8,171
Integrated Coastal Programs	6	\$1,533
Academic Affairs Other		
Graduate School	1	\$42
LIB - Joyner Library	3	\$105
Office of Global Affairs	3	\$254
Office of Undergraduate Studies	1	\$76
Other		

Other

Unit	Proposals	Amount
REDE - Community Engagement and Research	4	\$335
REDE - Innovation and New Ventures	1	\$60
REDE - Small Business & Technology Dev	3	\$695
REDE - Vice Chancellors Office	1	\$3
SA - Dean of Students	4	\$143
SA - Student Involvement & Leadership	1	\$25

Affiliated Center Proposal & Award Data

(Thousands of Dollars)

The following report outlines the portion of the overall awards and funding requests that are affiliated with a center or institute. In instances where projects are affiliated with more than one center or institute the total award or funding request amount is fully associated with each.

Awards

(In Thousands of Dollars)

Unit	Affiliated Center	Total Amount FY16-17	Total Amount FY17-18	Total Amount FY18-19	Total Amount FY19-20	Total Amount FY20-21
Health Sciences (HS)						
HS	Agromedicine Institute	\$97	\$193	\$1,024	\$1,126	\$2,790
BSOM	Center for Health Disparities	\$866	\$1,140	\$663	\$554	\$2,143
HS	East Carolina Diabetes and Obesity Institute	\$1,939	\$1,751	\$3,799	\$3,634	\$4,993
BSOM	Telemedicine Center	\$0	\$300	\$300	\$0	\$0
Academic Affairs (AA)						
THCAS	Center for Hazard Research	\$40	\$66	\$50	\$120	\$252
CET	Center for Innovation in Technology & Engineering	\$176	\$63	\$64	\$42	\$34
CET	Center for Sust Energ & Env Engineering	\$266	\$176	\$281	\$369	\$2,006
ICP	Coastal Studies Institute	\$1,938	\$1,460	\$322	\$2,512	\$3,435
COE	STEM Center	\$9	\$251	\$27	\$28	\$25
HHP	Center for Applied Psychophysiology					\$90
Other						
REDE	Small Business and Technology Development	\$302	\$231	\$662	\$146	\$695
Total		\$5,633	\$5,631	\$7,191	\$8,529	\$16,462

Funding Requests

(In Thousands of Dollars)

Unit	Affiliated Center	Total Amount FY16-17	Total Amount FY17-18	Total Amount FY18-19	Total Amount FY19-20	Total Amount FY20-21
Health Sciences (HS)						
HS	Agromedicine Institute	\$601	\$590	\$4,902	\$8,669	\$6,363
BSOM	Center for Health Disparities	\$10,037	\$8,625	\$10,145	\$16,195	\$6,963
HS	East Carolina Diabetes and Obesity Institute	\$20,804	\$32,685	\$21,076	\$21,520	\$11,114
BSOM	Telemedicine Center	\$0	\$0	\$0	\$0	\$0
Academic Affairs (AA)						
THCAS	Center for Hazard Research	\$1,448	\$176	\$2,915	\$720	\$4,314
CET	Center for Innovation in Technology & Engineering	\$70	\$43	\$52	\$44	\$34
CET	Center for Sust Energ & Env Engineering	\$2,311	\$623	\$525	\$399	\$7,739
ICP	Coastal Studies Institute	\$8,117	\$6,174	\$8,010	\$4,708	\$21,810
COE	STEM Center	\$3,078	\$1,009	\$3,083	\$2,293	\$0
HHP	Center for Applied Psychophysiology					\$90
Other						
REDE	Small Business and Technology Development	\$302	\$298	\$574	\$137	\$695
Total		\$46,768	\$50,223	\$51,282	\$54,685	\$59,121

ECU Physicians/Brody Service Contracts

In Fiscal Year 2020-2021, the Office of Sponsored Programs recorded contracts generated through the Brody School of Medicine Practice Plan.

Type	Amount (Thousands)
Nonprofit Organization	\$44,196
Business and Industry	\$1,026
State Government (NC)	\$3,865
Local Government	\$719
Educational and Research Institutions	\$661
Other Sponsors	\$0
Total	\$50,467

Type	Amount (Thousands)
Vidant	\$44,005
NC DHHS	\$3,785
Other	\$2,677
Total	\$50,467

